

# 2024 PRICE LIST

Listino Prezzi

**INVERSO**  
VENTAGLIO  
**HABITO**

HI-FI  
COMFORT

**GESSI** THE  
PRIVATE  
WELLNESS  
COMPANY

## Gessi azienda etica tra qualità, persona e ambiente.

Impiegando tecnologie avanzate e talvolta creando processi innovativi, aderendo alle proprie severe politiche e andando spesso oltre le prescrizioni regolamentari, ogni giorno Gessi afferma il proprio obiettivo di preservare l'ambiente, di realizzare prodotti di impareggiabile qualità e di promuovere un luogo di lavoro salubre.

Sono questi i valori che stanno a cuore dell'azienda e che dovrebbero essere condivisi da tutti coloro che, come Gessi, intendono promuovere una cultura del prodotto che vada oltre le pure apparenze.

## Gessi the ethical company, attentive to quality, laborers and the environment.

Employing advanced technology, and sometimes inventing its own new processes, adhering to its own strict policies, often far beyond regulations, every day Gessi affirms its goal of preserving the environment, manufacturing creations of unparalleled quality and promoting a healthy workplace.

These is what Gessi strives for, in the belief these values should be shared by all those who want to foster a culture of the product that goes beyond simple appearances.

## Certificato del sistema di gestione: Ambiente / Certificate Management System: Environment

# AMBIENTE

Gessi è da sempre attenta al tema di una produzione "verde". L'azienda è da anni seriamente impegnata nella ricerca e nello sviluppo di soluzioni tecnologiche e tecniche nei propri prodotti e processi, rivolte a ridurre i consumi e minimizzare l'impatto sull'ambiente, preservando tuttavia la cura attentissima all'estetica e proponendo ad ogni stagione design innovativi.

Gessi has been for years on the forefront of "green" production; in fact the Company has since long engaged in very serious R&D aimed at introducing technological or technical solutions in its products and processes, whose goal is the to minimize resources consumption and the overall impact on the environment, while still preserving outstanding aesthetics and proposing innovative designs at every new season.

**ICIM CERTIFICATE**  
 CERTIFICATO N. 0390A/4  
 CERTIFICATE No. 0390A/4  
 SI CERTIFICA CHE IL SISTEMA DI GESTIONE AMBIENTALE DI  
 WE HEREBY CERTIFY THAT THE ENVIRONMENTAL MANAGEMENT SYSTEM OPERATED BY  
**GESSI S.P.A.**  
 Sede e Unità Operativa  
 Parco Gessi - Fraz. Vintebbio - 13037 Serravalle Sesia (VC) - Italia  
 Progettazione, acquisti, produzione.  
 Unità Operativa  
 Via Marconi, 27/A - Frazione Vintebbio - 13037 Serravalle Sesia (VC) - Italia  
 Direzione, commerciale, HR, produzione.  
 È CONFORME ALLA NORMA ISO 14001:2015  
 UNI EN ISO 14001:2015  
 Sistema di Gestione Ambientale / Environmental Management System  
 PER LE SEGUENTI ATTIVITÀ / FOR THE FOLLOWING ACTIVITIES  
 EA: 18 - 14 - 17 - 35  
 Progettazione e produzione di rubinetteria sanitaria ed accessori da bagno mediante lavorazioni meccaniche, saldatura, stampaggio plastico, trattamenti galvanici e di verniciatura, assemblaggio e confezionamento. Produzione di espositori ed allestimenti per stand.  
 Design and production of sanitary fittings and bathroom accessories through machinings, welding, injection moulding, galvanic treatments and painting, assembling and packaging. Display and stand mounting production.  
 Certificazione rilasciata in conformità al Regolamento (CE) n. 1831/2003  
 Certificate issued in accordance with the Technical Regulation ACCREDIA 47/10  
 La validità e l'attendibilità di questo certificato sono garantite solo se l'azienda sottopone periodicamente a verifiche di certificazione il proprio sistema di gestione ambientale.  
 The validity and the reliability of this certificate shall only be guaranteed if the certificate holder periodically submits its environmental management system and specific activities for external verification by an accredited certification body.  
 For more and complete information about our services in the verification area, please visit our website: [www.icim.it](http://www.icim.it)  
 DATA EMISSIONE / FIRST ISSUE: 12/05/2010  
 EMISSIONE CORRENTE / CURRENT ISSUE: 12/05/2022  
 DATA DI SCADENZA / EXPIRING DATE: 11/05/2025  
 Ing. Roberto Caviglioglio  
 Responsabile Direzione / Management Representative  
**ICIM S.p.A.**  
 P.lea Don Enrico (Vercelli), 10 - 13010 Serravalle Sesia (VC) - Italia  
 www.icim.it

**IQNet CERTIFICATE**  
 THE INTERNATIONAL CERTIFICATION NETWORK  
**CERTIFICATE**  
 CISQ/ICIM SPA has issued an IQNet recognized certificate that the organization:  
**GESSI S.P.A.**  
 Head Office and Operative Unit  
 Parco Gessi - Fraz. Vintebbio - I-13037 Serravalle Sesia (VC)  
 Operative Unit  
 Via Marconi, 27/A - Frazione Vintebbio - I-13037 Serravalle Sesia (VC)  
 has implemented and maintains a  
**Environmental Management System**  
 for the following scope:  
**Design and production of sanitary fittings and bathroom accessories through machinings, welding, injection moulding, galvanic treatments and painting, assembling and packaging. Display and stand mounting production.**  
 which fulfils the requirements of the following standard:  
**ISO 14001:2015**  
 Issued on: 2022-05-12  
 First issued on: 2010-05-12  
 Expires on: 2025-05-11  
 This attestation is directly linked to the IQNet Partner's original certificate and shall not be used as a stand-alone document.  
 Registration Number: IT-70372  
 Alex Stokichidu  
 President of IQNet  
 Ing. Mario Romersi  
 President of ICISQ  
 IQNet Partners:  
 AENOR Spain AFNOR Certification France APCER Portugal CCC Cymru CSQ Italy  
 CQC China CQM China CQS Czech Republic CQC Croatia CQS Holdings GmbH Germany EAQLE Certification Group USA  
 PCAT Brazil FORDORAMA Venezuela ICORTEC Colombia Inspeco Certification Oy Finland IRTECO Costa Rica  
 IRAM Argentina IQA Japan IQC Korea IRTCC Greece IRET Thailand AS Ringkøbing Island  
 ATCE-SICE Mexico PCBC Poland Quality Austria Austria ZF Russia ISI Israel ISQ Slovenia  
 IRAM QAS International Malaysia IQS Switzerland IRAC Romania TEST IT Netherlands Russia TSE Turkey YUQS Serbia  
 \* The list of IQNet partners is valid at the time of issue of this certificate. Updated information is available under [www.iqnet-certification.com](http://www.iqnet-certification.com)



## Certificato del sistema di gestione: Sicurezza / Certificate Management System: Safety

# SICUREZZA

La filosofia produttiva Gessi pone al centro del suo sistema ideale la persona e il perseguimento della qualità totale: di processo, di prodotto, del lavoro; con un'attenzione speciale all'ambiente dove l'uomo vive e lavora.

The production philosophy of Gessi sets people at the centre of its ideal system as it pursue a concept of "total overall quality" of its processes, products and working conditions. The Company is also extremely attentive to the safeness and pleasantness of the environments where people work and dwell.

**CERTIFICATO N. 0046L/4**  
**CERTIFICATE No.**  
 SI CERTIFICA CHE IL SISTEMA DI GESTIONE DELLA SALUTE E SICUREZZA NEI LUOGHI DI LAVORO DI  
 WE HEREBY CERTIFY THAT THE OCCUPATIONAL HEALTH AND SAFETY MANAGEMENT SYSTEM OPERATED BY  
**GESSI S.P.A.**  
 Sede e Unità Operativa  
 Parco Gessi - Fraz. Vintebbio - 13037 Serravalle Sesia (VC) - Italia  
 Progettazione, acquisti, produzione  
 Unità Operativa  
 Via Marconi, 27/A - Frazione Vintebbio - 13037 Serravalle Sesia (VC) - Italia  
 Direzione, commerciale, HR, produzione  
 È CONFORME ALLA NORMA / IS IN COMPLIANCE WITH THE STANDARD  
**UNI ISO 45001:2018**  
 Sistema di Gestione della Salute e Sicurezza nei Luoghi di Lavoro  
 Occupational Health and Safety Management System  
 PER LE SEGUENTI ATTIVITÀ / FOR THE FOLLOWING ACTIVITIES  
 EA: 18 - 14 - 17 - 25  
 Progettazione e produzione di rubinetteria sanitaria ed accessori da bagno, mediante processi di fusione metalli, lavorazioni meccaniche, saldatura, stampaggio plastica, trattamenti di finitura superficiale, assemblaggio e confezionamento, produzione di espositori ed allestimenti per stand, esposizione arredi da bagno e cucina.  
 Design and manufacturing of sanitary taps and bathroom accessories, using metal casting processes, mechanical processing, welding, injection moulding, surface finishing treatments, assembly and packaging, production of displays and set-up for stands, bathroom and kitchen furniture exhibition.  
 Il presente certificato è soggetto al rispetto del documento CISO "Regolamento per la certificazione dei sistemi di gestione" e in merito si ritiene opportuno.  
 The use and the validity of this certificate are subject to the requirements of the CISO document "Rules for the certification of management systems" and general conditions.  
 For information purposes a separate copy of the certificate is available upon request.  
 Il presente certificato è valido per un periodo di validità di 3 (tre) anni.  
 This certificate is valid for a period of 3 (three) years.  
 Per essere sottoposto a verifiche di rinnovo, il certificato deve essere depositato presso il CISO.  
 To be renewed, the certificate must be submitted to CISO.  
 DATA EMISSIONE / FIRST ISSUE: 30/09/2009  
 EMISSIONE CORRENTE / CURRENT ISSUE: 23/06/2022  
 DATA DI SCADENZA / EXPIRING DATE: 29/09/2024  
 Vicerettore Delegato / Delegated Representative: ICIM S.p.A.  
 Piazza Don Andrea Magagnoli, 75 - 20090 Torino San Giovanni (MI) - Italia  
 CISO  
 Alex Stoichitolu, Presidente di IQNET  
 Mario Romers, Presidente di CISO  
 Registration Number: IT-53943  
 ISO 45001:2018  
 Issued on: 2022-08-23  
 First issued on: 2009-09-30  
 Expires on: 2024-09-29  
 This attestation is directly linked to the IQNET Partner's original certificate and shall not be used as a stand-alone document.  
 Registration Number: IT-53943  
 Alex Stoichitolu, President of IQNET  
 Mario Romers, President of CISO  
 This attestation is directly linked to the IQNET Member's original certificate and shall not be used as a stand-alone document.  
 IQNET Members:  
 AENOR Spain, AFNOR Certification France, AFNOR Portugal, CCC Capital, CISO Italy, CQC China, CQM China, CQS Czech Republic, Cx Cert Canada, DQS Holding GmbH Germany, EAGLE Certification Group USA, FCAB Brazil, FONDONORMA Venezuela, ICONTEC Colombia, ICS Romania and Hungary, INTECO Costa Rica, IRAM Argentina, JSA Japan, KFD Korea, LSGA Uruguay, MIRTEC Greece, MIZT Portugal, NENAS AS Norway, NSAI Ireland, NYCE-ISO Mexico, PASC Poland, Quality Austria Austria, SAI Israel, SIO Slovenia, SRM GAS International Malaysia, SGS Switzerland, SRAC Romania, TSE Turkey, YUGS Serbia  
 The list of IQNET Members is valid at the time of issue of this certificate. Updated information is available under [www.iqnet-certification.com](http://www.iqnet-certification.com).

## Certificato del sistema di gestione: Qualità / Certificate Management System: Quality

# QUALITÀ

Il valore aggiunto di una produzione genuinamente e integralmente "Made in Italy - Made in Gessi", emerge in ogni creazione Gessi.

The added value of a genuine, integrally "Made in Italy - Made in Gessi" production, is apparent in all Gessi's creations.

**CERTIFICATO N. ICIM-9001-000669-09**  
**CERTIFICATE No.**  
 SI CERTIFICA CHE IL SISTEMA DI GESTIONE PER LA QUALITÀ DI  
 WE HEREBY CERTIFY THAT THE QUALITY MANAGEMENT SYSTEM OPERATED BY  
**GESSI S.P.A.**  
 SEDE CENTRALE / HEADQUARTER  
 Parco Gessi - Fraz. Vintebbio 13037 Serravalle Sesia VC IT - Italia  
 PER LE UNITÀ OPERATIVE / SEE ATTACHMENT  
 FOR OPERATIVE UNITS SEE ATTACHMENT  
 È CONFORME ALLA NORMA / IS IN COMPLIANCE WITH THE STANDARD  
**UNI EN ISO 9001:2015**  
 Sistema di Gestione per la Qualità / Quality Management System  
 PER LE SEGUENTI ATTIVITÀ / FOR THE FOLLOWING ACTIVITIES  
 EA: 18 - 14 - 35 - 17  
 Progettazione e produzione di rubinetteria sanitaria ed accessori da bagno mediante lavorazioni meccaniche, saldatura, stampaggio plastica, trattamenti galvanici e di verniciatura, assemblaggio e confezionamento. Produzione di espositori ed allestimenti per stand.  
 Design and production of sanitary fittings and bathroom accessories through machinings, welding, injection moulding, galvanic treatments and painting, assembling and packaging. Display and stand mounting production.  
 Il presente certificato è soggetto al rispetto del documento CISO "Regolamento per la certificazione dei sistemi di gestione" e in merito si ritiene opportuno.  
 The use and the validity of this certificate are subject to the requirements of the CISO document "Rules for the certification of management systems" and general conditions.  
 For information purposes a separate copy of the certificate is available upon request.  
 Il presente certificato è valido per un periodo di validità di 3 (tre) anni.  
 This certificate is valid for a period of 3 (three) years.  
 Per essere sottoposto a verifiche di rinnovo, il certificato deve essere depositato presso il CISO.  
 To be renewed, the certificate must be submitted to CISO.  
 DATA EMISSIONE / FIRST ISSUE: 16/12/1996  
 EMISSIONE CORRENTE / CURRENT ISSUE: 11/12/2020  
 DATA DI SCADENZA / EXPIRING DATE: 16/12/2026  
 Vicerettore Delegato / Delegated Representative: ICIM S.p.A.  
 Piazza Don Andrea Magagnoli, 75 - 20090 Torino San Giovanni (MI) - Italia  
 CISO  
 Alex Stoichitolu, Presidente di IQNET  
 Mario Romers, Presidente di CISO  
 Registration Number: IT-4204 ICIM-9001-000669-09  
 ISO 9001:2015  
 Issued on: 2023-12-11  
 First issued on: 1996-12-16  
 Expires on: 2026-12-10  
 This attestation is directly linked to the IQNET Member's original certificate and shall not be used as a stand-alone document.  
 IQNET Members:  
 AENOR Spain, AFNOR Certification France, AFNOR Portugal, CCC Capital, CISO Italy, CQC China, CQM China, CQS Czech Republic, Cx Cert Canada, DQS Holding GmbH Germany, EAGLE Certification Group USA, FCAB Brazil, FONDONORMA Venezuela, ICONTEC Colombia, ICS Romania and Hungary, INTECO Costa Rica, IRAM Argentina, JSA Japan, KFD Korea, LSGA Uruguay, MIRTEC Greece, MIZT Portugal, NENAS AS Norway, NSAI Ireland, NYCE-ISO Mexico, PASC Poland, Quality Austria Austria, SAI Israel, SIO Slovenia, SRM GAS International Malaysia, SGS Switzerland, SRAC Romania, TSE Turkey, YUGS Serbia  
 The list of IQNET Members is valid at the time of issue of this certificate. Updated information is available under [www.iqnet-certification.com](http://www.iqnet-certification.com).

Il design oggi non può essere solo estetica, ergonomia, funzionalità e capacità di industrializzare il prodotto; il design deve tenere conto dei valori e delle preoccupazioni della società: l'ambiente, le risorse energetiche, nuove modalità dell'abitare, nuovi bisogni individuali e collettivi.

Gessi è impegnata da anni in una ricerca molto seria, per proporre, ad ogni stagione, design innovativi dal valore atemporale, nuovi concetti abitativi per il vivere di domani, resi nei materiali di più alta qualità e con la garanzia di una meticolosa produzione italiana; uguale attenzione è dedicata alla ricerca di soluzioni tecniche e tecnologiche orientate alla sicurezza e sostenibilità dei prodotti e dei processi.

Gessi aspira ad essere un posto speciale dove si sviluppano percorsi fuori dall'ordinario.

Da queste premesse nasce il progetto di "azienda-oasi" del Parco Gessi: un sito produttivo "speciale", progettato per essere funzionale ed efficiente, ma anche bello e in ogni aspetto amico del lavoratore e della natura. Il Parco realizza una scenografia di eco-architettura industriale e paesaggistica, tecnologia e design, inserita in modo armonico nel territorio; qui si concepisce e realizza, in modo totalmente integrato, ogni aspetto di una produzione destinata all'esportazione in ogni parte del mondo, con l'impiego delle migliori tecnologie oggi disponibili e con impatto ambientale nullo.


L'immagine "verde" del Parco non è che un aspetto del progetto, che in realtà fonda la sua sostenibilità ambientale su molteplici soluzioni impiantistiche tecnicamente avanzate ed ecologicamente responsabili, assolutamente uniche nel panorama industriale.

Esse vanno dagli apparati di illuminazione e ventilazione naturale, al controllo della qualità indoor, ai sistemi che garantiscono un'alta performance climatica anche attraverso il recupero e riutilizzo del calore, con attenzione all'efficienza energetica e alle emissioni nocive nell'atmosfera.

Gessi ha per prima in Europa sviluppato degli impianti "pilota" che consentono di riciclare la quasi totalità dell'acqua utilizzata, dal drenaggio delle acque del sottosuolo e riutilizzo per fini irrigui, fino alla raccolta, depurazione e riciclo delle acque di lavorazione, e ha installato 4 ettari di superficie fotovoltaica con uno tra i più innovativi ed evoluti sistemi di generazione solare a tetto che ha già iniziato a produrre energia "pulita" a fine 2010 ed eviterà l'immissione in atmosfera di migliaia di tonnellate di CO<sub>2</sub>.

L'impegno alla ottimizzazione dei processi e alla minimizzazione di sprechi e inefficienze coinvolge, attraverso il Sistema di Gestione Integrato Qualità e Ambiente, tutti i livelli dell'organizzazione aziendale. La tutela ambientale è presa in considerazione fin dalle prime fasi di sviluppo di ogni progetto relativo a processi o a prodotti: essa è vissuta dall'Azienda come una missione verso i propri clienti e un impegno a creare una mentalità che faccia diventare per tutti tale scelta una "naturale esigenza".

D'altra parte innovare significa per Gessi non solo inventare nuove soluzioni estetiche ma soprattutto soddisfare sogni e bisogni, anche quelli delle generazioni future, con nuove tecnologie, nuovi processi produttivi, nuovi materiali. Insieme all'unicità del design, alla tecnologia, il vero valore aggiunto del marchio Gessi è il suo contenuto di poesia e rispetto per il mondo.





*Design today need not only be aesthetics, ergonomics, functionality and ability to industrialize the product; it should also take account of the values and concerns of society: the environment, energy resources, new dwelling customs, new individual and collective needs.*

*Gessi has long engaged in a very accurate study of innovative, timeless designs and new housing concepts for tomorrow's dwellings to be invariably proposed at every season - relying on the use of highest quality materials and the time-honoured tradition of meticulous Italian craftsmanship. The same level of accuracy is used in its search for technical and technological solutions so as to obtain safe and sustainable products and processes.*

*Gessi purports to be a 'special place' where out-of-the-ordinary fantasies come true. The new Gessi Park originates from this very idea. It was designed as a special, oasis-like production complex that combines functionality and efficiency with beauty, eco-friendliness and worker-friendliness. The Park layout mixes industrial and landscape eco-architecture, technology and design, all harmoniously integrated in the territory. This provides a perfect setting for seamless production processes where products meant for worldwide exportation are manufactured with the use of state-of-the-art technologies and zero environmental impact.*

*The green design of the Park is just an aspect of the overall project whose environmental sustainability rests with technically advanced, ecologically responsible and industrially unparalleled if not unique system solutions. These solutions span from natural lighting and ventilation apparatuses through indoor quality control to highly efficient conditioning and heating systems including, inter alia, systems recovering and reusing the heat produced; all devices are designed with the utmost attention to energy efficiency and abatement of polluting emissions into the atmosphere. Gessi is the first company in Europe to have developed pilot plants for recycling almost all of the water employed in production processes, e.g. systems for the drainage of underground water and its reuse for irrigation, systems for process-water collection, purification and recycling, etc. The Company has also deployed on a 4 ha surface one of the most innovative and advanced rooftop solar photovoltaic generation systems, which came into operation at the end of 2010 and will produce clean energy while avoiding thousands of tons of CO2 to be released into the atmosphere.*

*The commitment to optimise processes and minimise wastes and inefficiencies involves each level of the Organization through an Integrated Quality and Environmental Management System. Environment protection is a concern since the very early stages of development of any product or process project; Gessi considers it a mission towards its clients and a commitment to create a mindset for everyone to embrace environment minded behaviours and choices.*

*After all, for Gessi Innovation means not only inventing new aesthetic solutions but also, and more importantly, meeting dreams and needs, including those of generations to come, with new technologies, new production processes and new materials. Along with design uniqueness and technology, the real added value of the Gessi brand is indeed its content of poetry and respect for the world.*



	#031 Chrome	#720 Nickel PVD	#149 Finox Brushed Nickel	#706 Black Metal PVD	#707 Black Metal Brushed PVD	#299 Matte Black	#727 Brass Brushed PVD	#710 Brass PVD	#845 Dark Bronze	#726 Warm Bronze Brushed PVD	#735 Warm Bronze PVD	#708 Copper Brushed PVD	#030 Copper PVD	#246 Gold PVD	#713 Antique Brass	#187 Aged Bronze
Inverso	•		•	•	•	•	•	•		•	•	•	•			
Ventaglio	•	•	•	•	•	•	•	•	•	•	•	•	•			
Habito Unito	•		•	•	•		•	•	•	•	•	•				
Habito Trame	•		•	•	•		•	•		•	•	•				
Habito Intreccio	•		•	•	•	•	•	•	•	•	•	•				
Habito Rigato	•		•	•	•	•	•	•	•	•	•	•				
Habito Diamantato	•		•	•	•	•	•	•	•	•	•	•				
Habito Cesello	•		•	•	•	•	•	•	•	•	•	•				
Hi-Fi Comfort	•		•	•	•	•	•	•		•	•	•	•	•	•	•



**031** Chrome



**149** Finox



**706** Black Metal PVD



**707** Black Metal Brushed PVD



**727** Brass Brushed PVD



**710** Brass PVD



**726** Warm Bronze Brushed PVD



**735** Warm Bronze PVD



**708** Copper Brushed PVD



**030** Copper PVD



**246** Gold PVD



**299** Matte Black



**720** Nickel PVD



**713** Antique Brass



**187** Aged Bronze



**845** Dark Bronze

INVERSO RIGATO	pag. 14
INVERSO DIAMANTATO	pag. 24
INVERSO BATH&SHOWER	pag. 34
INVERSO ACCESSORIES	pag. 52
INVERSO TOTAL LOOK	pag. 62
VENTAGLIO	pag. 70
VENTAGLIO ACCESSORIES	pag. 96
VENTAGLIO TOTAL LOOK	pag. 104
HABITO	pag. 116
HABITO TRAME	pag. 126
HABITO INTRECCIO	pag. 136
HABITO RIGATO	pag. 146
HABITO DIAMANTATO	pag. 156
HABITO CESELLO	pag. 166
HABITO BATH-SHOWER	pag. 176
HABITO ACCESSORIES	pag. 194
HABITO TOTAL LOOK	pag. 202
HI-FI COMFORT	pag. 210

ART.	PAG.	ART.	PAG.	ART.	PAG.	ART.	PAG.	ART.	PAG.
01377	111, 207	28767	68, 111, 207	43256	86	54611	65, 107, 204	63334	78
01410	68			43264	42			63335	79
01411	111, 207	29463	63, 105, 203	43268	87	54613	65, 107, 204	63336	79
01412	68	32971	90, 178	43281	42, 86			63350	88, 178
01421	67, 111	32973	45	43283	42, 87	54617	65, 107, 204	63352	88, 178
01637	49, 93, 181	32975	45	43456	110			63397	15, 25, 71
09263	37, 81, 177	32977	90, 179	43458	110	54619	65, 108, 204		71, 118, 128, 138, 148, 158, 168
09264	35, 80, 176	32979	46	43460	109	54621	66, 108, 204	63399	
09266	36, 80, 176	32982	90, 179	43462	110			63412	17, 27, 72
09268	36, 81, 177	32984	46	44334	35	57201	185	63434	80, 176
13375	90	32985	90, 179	44336	36	57203	185	63436	80, 176
14331	65, 107, 206	32987	46	44338	36	57205	185	63438	81, 177
14370	48, 92, 180	32987	46	44340	37	57207	185	63440	81, 177
14372	48, 92, 180	33095	43, 87	44673	20, 30, 76	57211	187	63448	43
14376	48, 92, 181	37573	104	45121	106, 205	57213	187	63450	43
14378	48, 92, 181	37575	106	45122	64, 106, 205	57215	187	63452	44
15185	45	37584	63, 105, 203	45122	64, 106, 205	57217	187	63461	91, 179
15186	45	37587	63, 203	45123	106, 205	57231	190	63469	91, 180
15199	45	38266	210, 211	45124	64, 106, 205	57233	190	63482	163
20099	16, 26	38267	210, 212	45126	64, 107, 205	57235	190	63484	31, 164
20172	46	38268	211, 212	45163	42, 87	57237	190	63485	32, 164
20199	16, 26	38711	210	45590	101	57241	186		72, 118, 128, 138, 148, 158, 168
20295	46	38713	210	45903	108	57243	186	63499	
20801	52	38716	211	45905	108	57245	186		
20802	52	38717	211			57247	186		
20804	52	38718	212			57249	185		
20807	52	38719	212			57251	187	63548	43
20808	52	39113	62, 104, 202	46189	17, 18, 27, 28, 73, 74, 119, 120, 129, 130, 139, 140, 149, 150, 159, 160, 169, 170	57255	190	63550	43
20813	53	39114	62, 104, 202			57257	186	63552	44
20814	53	39115	63, 105, 203	47350	49, 93, 181	57261	191	63582	153
20819	53	39118	62, 104, 202	47351	48, 92, 181	57263	191	63584	21, 154
20820	53	39168	62, 104, 202			57265	191	63585	22, 154
20825	53	39184	62, 105, 202	54055	19, 29, 75, 119, 129, 139, 149, 159, 169	57267	191	63601	96
20826	54					57269	191	63602	96
20831	54	43024	37	54073	19, 29, 76, 121, 131, 141, 151, 161, 171	57271	188	63607	96
20832	54	43026	38			57273	189	63608	96
20837	54	43028	39	54137	49, 93, 182	57275	189	63613	96
20838	54	43030	40			57277	188	63614	97
20843	55	43032	41	54139	20, 30, 75, 121, 131, 141, 151, 161, 171	57279	189	63619	97
20844	55	43064	82			57281	188	63620	97
20849	55	43066	83			57283	189	63655	99
20855	55	43068	84			57285	188	63697	99
20861	58	43070	85	54169	34, 35, 77, 78, 79, 122, 123, 132, 133, 142, 143, 152, 153, 162, 163, 172, 173	57287	189	63700	99
20867	55	43072	86			57289	188	63703	99
20868	56	43103	37, 38, 82			58157	91, 180	63709	100
20893	59	43105	38, 39, 83			58160	91, 180	63724	100
20897	57	43107	39, 40, 84			58424	101	63726	100
20900	57	43109	40, 41, 85			58525	97, 195	63728	100
20903	57	43111	41, 86	54198	117, 127, 137, 147, 157, 167	58526	97, 195	63743	98
20909	57	43214	38			58531	98, 196	63744	99
20915	56	43216	39	54599	67, 206	58532	98, 196	65295	89, 178
20933	56	43218	40			58543	196	66102	117, 127, 137, 147, 157, 167
20934	56	43220	41	54601	66, 109, 206	58544	197	66103	176
20939	56	43234	82			59151	64		
20945	58	43236	83	54603	67, 109, 207	59153	64	66104	117, 127, 137, 147, 157, 167
20947	58	43238	84			59155	44		
20950	58	43240	85	54605	66, 108, 206	59158	44	66148	87, 178
20988	59	43252	42			59159	44	66150	177
20990	59			54606	66, 109, 206	63329	91, 179	66401	194
20991	59					63331	77	66402	194
28746	49, 93, 182					63332	77	66407	194
						63333	78		

ART.	PAG.	ART.	PAG.	ART.	PAG.	ART.	PAG.
66408	194	70323	198	70636	163	73651	24
66413	194	70328	130	70638	161	73653	24
66414	195	70332	132	70679	161	73655	24
66419	195	70334	132	70688	157	73679	30
66420	195	70336	133	70695	159	73688	25
66437	98, 196	70338	131	70699	159	73695	27
66438	98, 196	70342	133	72002	70	RIR4267	110
66455	197	70344	134	72004	70	SP04254	212
66500	197	70345	134	72007	73	SP04255	213
66502	197	70379	131	72028	74	SP04256	213
66504	197	70388	127	72036	75	SP04257	213
66511	199	70395	129	72038	76	SP04258	213
66513	199	70399	129	72051	70	SP04259	213
66515	199	70401	166	72053	70	SP04260	214
66523	198	70402	166	72061	75	SP04261	214
70001	116	70403	166	72079	76	SP04262	214
70002	116	70404	167	72088	71	SP04263	214
70003	116	70405	166	72095	73		
70004	117	70406	166	72102	71		
70005	116	70407	170	72103	74		
70006	116	70423	199	72109	72		
70007	120	70428	170	72521	100		
70028	120	70432	172	73032	34		
70032	122	70434	172	73034	34		
70034	122	70436	173	73036	35		
70036	123	70438	171	73057	47		
70038	121	70442	173	73060	47		
70042	88, 123	70444	174	73061	47		
70044	89, 124	70445	174	73069	47		
70045	89, 124	70479	171	73102	15, 25		
70079	121	70488	167	73103	18, 28		
70088	117	70495	169	73104	15, 25		
70095	119	70499	169	73502	14		
70099	119	70501	146	73504	15		
70101	136	70502	146	73506	14		
70102	136	70503	146	73507	18		
70103	136	70504	147	73509	17		
70104	137	70505	146	73519	19		
70105	136	70506	146	73521	57		
70106	136	70507	150	73523	47		
70107	140	70523	198	73528	18		
70123	198	70528	150	73536	20		
70128	140	70532	152	73538	19		
70132	142	70534	152	73541	21		
70134	142	70536	153	73551	14		
70136	143	70538	151	73553	14		
70138	141	70579	151	73555	14		
70142	143	70588	147	73579	20		
70144	144	70595	149	73588	15		
70145	144	70599	149	73595	17		
70179	141	70601	156	73602	24		
70188	137	70602	156	73604	25		
70195	139	70603	156	73606	24		
70199	139	70604	157	73607	28		
70301	126	70605	156	73609	27		
70302	126	70606	156	73619	29		
70303	126	70607	160	73621	58		
70304	127	70623	198	73628	28		
70305	126	70628	160	73636	30		
70306	126	70632	162	73638	29		
70307	130	70634	162	73641	31		









GISSÌ®



# INVERSO

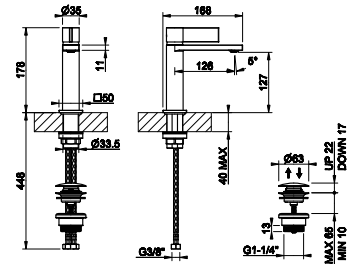
RIGATO

**73551**

Basin mixer with Stop&Go waste and connecting flexibles. RIGATO.  
Miscelatore lavabo basso con piletta Stop&Go e flessibili di collegamento. RIGATO.



<b>031</b> Chrome	452	<b>708</b> Copper Brushed PVD	714
<b>149</b> Finox Brushed Nickel	611	<b>735</b> Warm Bronze PVD	669
<b>299</b> Matte Black	611	<b>726</b> Warm Bronze Br. PVD	714
<b>706</b> Black Metal PVD	669	<b>710</b> Brass PVD	669
<b>707</b> Black Metal Br. PVD	714	<b>727</b> Brass Brushed PVD	714
<b>030</b> Copper PVD	669		

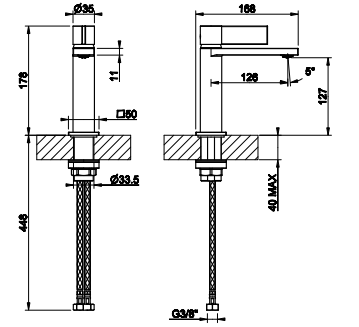


**73502**

Basin mixer without waste, with connecting flexibles. RIGATO.  
Miscelatore lavabo basso senza scarico, con flessibili di collegamento. RIGATO.



<b>031</b> Chrome	432	<b>708</b> Copper Brushed PVD	683
<b>149</b> Finox Brushed Nickel	583	<b>735</b> Warm Bronze PVD	640
<b>299</b> Matte Black	583	<b>726</b> Warm Bronze Br. PVD	683
<b>706</b> Black Metal PVD	640	<b>710</b> Brass PVD	640
<b>707</b> Black Metal Br. PVD	683	<b>727</b> Brass Brushed PVD	683
<b>030</b> Copper PVD	640		

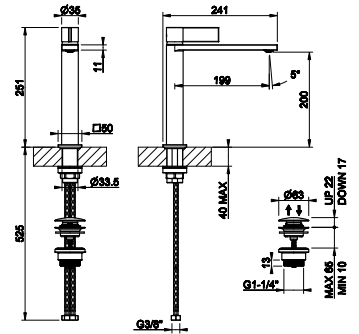


**73555**

Medium version basin mixer with Stop&Go waste and connecting flexibles. RIGATO.  
Miscelatore lavabo medio con piletta Stop&Go e flessibili di collegamento. RIGATO.



<b>031</b> Chrome	525	<b>708</b> Copper Brushed PVD	830
<b>149</b> Finox Brushed Nickel	709	<b>735</b> Warm Bronze PVD	777
<b>299</b> Matte Black	709	<b>726</b> Warm Bronze Br. PVD	830
<b>706</b> Black Metal PVD	777	<b>710</b> Brass PVD	777
<b>707</b> Black Metal Br. PVD	830	<b>727</b> Brass Brushed PVD	830
<b>030</b> Copper PVD	777		

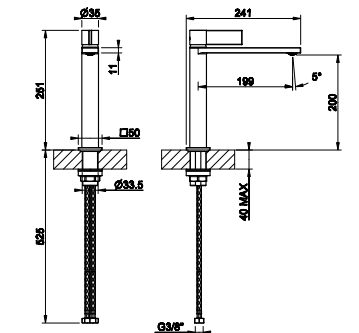


**73506**

Medium version basin mixer without waste, with connecting flexibles. RIGATO.  
Miscelatore lavabo medio senza scarico, con flessibili di collegamento. RIGATO.



<b>031</b> Chrome	506	<b>708</b> Copper Brushed PVD	798
<b>149</b> Finox Brushed Nickel	683	<b>735</b> Warm Bronze PVD	748
<b>299</b> Matte Black	683	<b>726</b> Warm Bronze Br. PVD	798
<b>706</b> Black Metal PVD	748	<b>710</b> Brass PVD	748
<b>707</b> Black Metal Br. PVD	798	<b>727</b> Brass Brushed PVD	798
<b>030</b> Copper PVD	748		

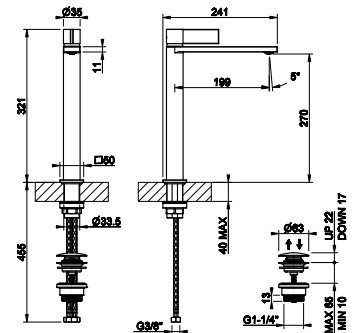


**73553**

High version basin mixer with Stop&Go waste and connecting flexibles. RIGATO.  
Miscelatore lavabo alto con piletta Stop&Go e flessibili di collegamento. RIGATO.



<b>031</b> Chrome	563	<b>708</b> Copper Brushed PVD	890
<b>149</b> Finox Brushed Nickel	761	<b>735</b> Warm Bronze PVD	834
<b>299</b> Matte Black	761	<b>726</b> Warm Bronze Br. PVD	890
<b>706</b> Black Metal PVD	834	<b>710</b> Brass PVD	834
<b>707</b> Black Metal Br. PVD	890	<b>727</b> Brass Brushed PVD	890
<b>030</b> Copper PVD	834		



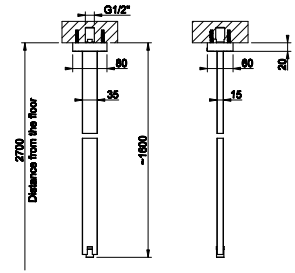






**20099**

Ceiling-mounted spout to be completed with separate control  
 Bocca a soffitto . Da completare con comando remoto

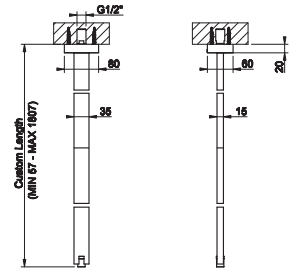


<b>031</b> Chrome	754	<b>030</b> Copper PVD	1.116
<b>149</b> Finox Brushed Nickel	981	<b>708</b> Copper Brushed PVD	1.190
<b>299</b> Matte Black	942	<b>735</b> Warm Bronze PVD	1.116
<b>720</b> Nickel PVD	1.116	<b>726</b> Warm Bronze Br. PVD	1.190
<b>706</b> Black Metal PVD	1.116	<b>710</b> Brass PVD	1.116
<b>707</b> Black Metal Br. PVD	1.190	<b>727</b> Brass Brushed PVD	1.190



**20199**

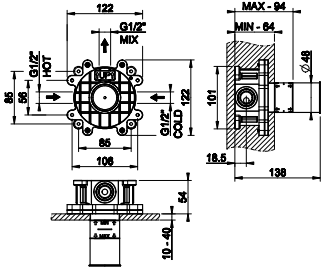
Ceiling-mounted spout, lenght on request with separate control (not included)  
 Bocca a soffitto altezza personalizzabile . Da completare con comando remoto. (non incluso)



<b>031</b> Chrome	980	<b>030</b> Copper PVD	1.448
<b>149</b> Finox Brushed Nickel	1.272	<b>708</b> Copper Brushed PVD	1.546
<b>299</b> Matte Black	1.225	<b>735</b> Warm Bronze PVD	1.448
<b>720</b> Nickel PVD	1.448	<b>726</b> Warm Bronze Br. PVD	1.546
<b>706</b> Black Metal PVD	1.448	<b>710</b> Brass PVD	1.448
<b>707</b> Black Metal Br. PVD	1.546	<b>727</b> Brass Brushed PVD	1.546



**63412+73509**



**63412**

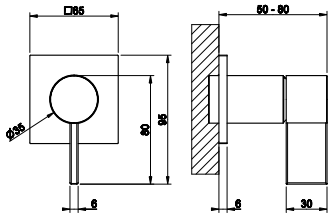
Built-in part for wall-mounted basin mixer, one-way.  
Parte incasso miscelatore lavabo a parete 1 via

<b>239</b> Steel Brushed	210
--------------------------	-----



**73509**

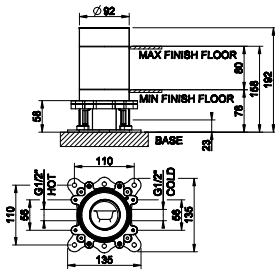
Wall-mounted one-way basin mixer. RIGATO.  
Miscelatore lavabo a parete 1 via. RIGATO.



<b>031</b> Chrome	210	<b>708</b> Copper Brushed PVD	332
<b>149</b> Finox Brushed Nickel	284	<b>735</b> Warm Bronze PVD	311
<b>299</b> Matte Black	284	<b>726</b> Warm Bronze Br. PVD	332
<b>706</b> Black Metal PVD	311	<b>710</b> Brass PVD	311
<b>707</b> Black Metal Br. PVD	332	<b>727</b> Brass Brushed PVD	332
<b>030</b> Copper PVD	311		



**46189+73595**



**46189**

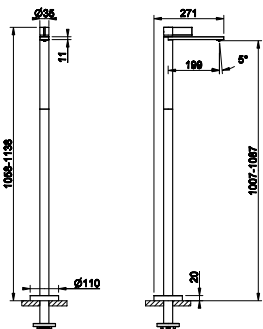
Built-in part for freestanding basin/bath mixer with spout  
Parte incasso miscelatori lavabo/vasca da terra con bocca

<b>031</b> Chrome	356
-------------------	-----



**73595**

External part freestanding basin mixer. RIGATO.  
Parte esterna miscelatore lavabo da terra. RIGATO.



<b>031</b> Chrome	1.392	<b>708</b> Copper Brushed PVD	2.199
<b>149</b> Finox Brushed Nickel	1.879	<b>735</b> Warm Bronze PVD	2.060
<b>299</b> Matte Black	1.879	<b>726</b> Warm Bronze Br. PVD	2.199
<b>706</b> Black Metal PVD	2.060	<b>710</b> Brass PVD	2.060
<b>707</b> Black Metal Br. PVD	2.199	<b>727</b> Brass Brushed PVD	2.199
<b>030</b> Copper PVD	2.060		

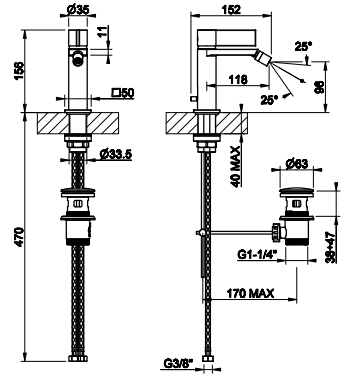


**73507**

Bidet mixer with waste and connecting flexibles. RIGATO.  
 Miselatore bidet con scarico e flessibili di collegamento. RIGATO.



<b>031</b> Chrome	452	<b>708</b> Copper Brushed PVD	714
<b>149</b> Finox Brushed Nickel	611	<b>735</b> Warm Bronze PVD	669
<b>299</b> Matte Black	611	<b>726</b> Warm Bronze Br. PVD	714
<b>706</b> Black Metal PVD	669	<b>710</b> Brass PVD	669
<b>707</b> Black Metal Br. PVD	714	<b>727</b> Brass Brushed PVD	714
<b>030</b> Copper PVD	669		



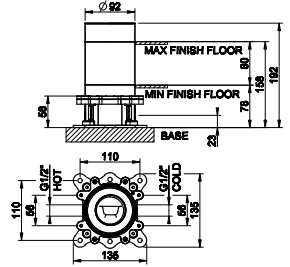
**46189**

Built-in part for freestanding basin/bath mixer with spout  
 Parte incasso miscelatori lavabo/vasca da terra con bocca



<b>031</b> Chrome	356
-------------------	-----

**46189+73528**

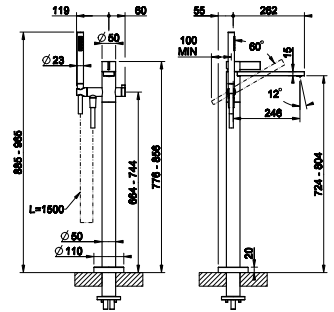


**73528**

External part freestanding bath mixer with automatic diverter and antilimestone handshower. RIGATO.  
 Parte esterna piantana esterno vasca con deviatore automatico e doccia anticalcare. RIGATO.



<b>031</b> Chrome	1.879	<b>708</b> Copper Brushed PVD	2.969
<b>149</b> Finox Brushed Nickel	2.537	<b>735</b> Warm Bronze PVD	2.781
<b>299</b> Matte Black	2.537	<b>726</b> Warm Bronze Br. PVD	2.969
<b>706</b> Black Metal PVD	2.781	<b>710</b> Brass PVD	2.781
<b>707</b> Black Metal Br. PVD	2.969	<b>727</b> Brass Brushed PVD	2.969
<b>030</b> Copper PVD	2.781		

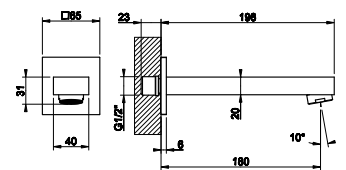


**73103**

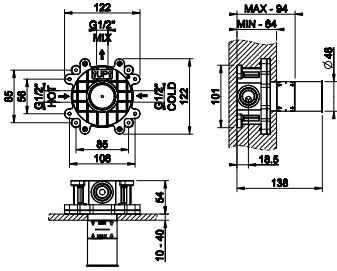
Wall-mounted bath spout.  
 Bocca vasca a parete.



<b>031</b> Chrome	296	<b>708</b> Copper Brushed PVD	467
<b>149</b> Finox Brushed Nickel	399	<b>735</b> Warm Bronze PVD	437
<b>299</b> Matte Black	399	<b>726</b> Warm Bronze Br. PVD	467
<b>706</b> Black Metal PVD	437	<b>710</b> Brass PVD	437
<b>707</b> Black Metal Br. PVD	467	<b>727</b> Brass Brushed PVD	467
<b>030</b> Copper PVD	437		



**54055+73519**



**54055**

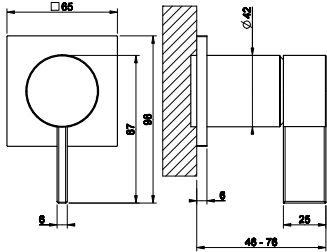
Built-in part for wall-mounted shower/basin mixer, one way  
 Parte incasso miscelatore lavabo/doccia a parete 1 via

239 Steel Brushed	230
-------------------	-----



**73519**

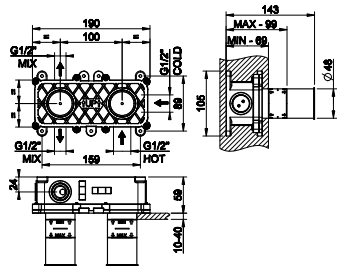
External part wall-mounted one-way shower mixer. RIGATO.  
 Parte esterna miscelatore doccia a parete 1 via. RIGATO.



031 Chrome	231	708 Copper Brushed PVD	366
149 Finox Brushed Nickel	312	735 Warm Bronze PVD	343
299 Matte Black	312	726 Warm Bronze Br. PVD	366
706 Black Metal PVD	343	710 Brass PVD	343
707 Black Metal Br. PVD	366	727 Brass Brushed PVD	366
030 Copper PVD	343		




**54073+73538**



**54073**

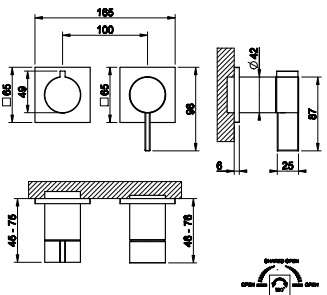
Built-in part for wall-mounted shower mixer, two-ways.  
 Parte incasso miscelatore doccia a parete 2 vie

239 Steel Brushed	401
-------------------	-----



**73538**

External part wall-mounted two-ways shower mixer. RIGATO.  
 Parte esterna miscelatore doccia a parete 2 vie. RIGATO.



031 Chrome	520	708 Copper Brushed PVD	823
149 Finox Brushed Nickel	703	735 Warm Bronze PVD	770
299 Matte Black	703	726 Warm Bronze Br. PVD	823
706 Black Metal PVD	770	710 Brass PVD	770
707 Black Metal Br. PVD	823	727 Brass Brushed PVD	823
030 Copper PVD	770		



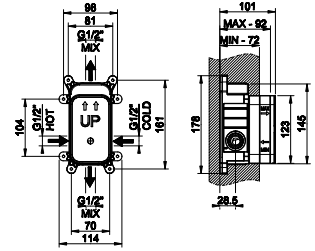


**44673**

Built-in part for wall-mounted shower mixer, two-ways.  
Parte incasso miscelatore doccia a parete 2 vie

<b>031</b> Chrome	168
-------------------	-----

**44673+73579**

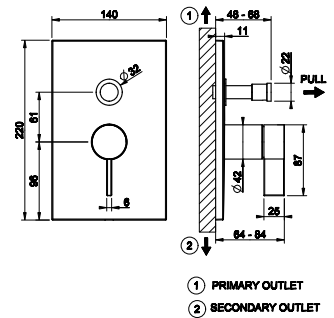


**73579**

External part wall-mounted two-ways mixer with automatic bath/shower diverter. RIGATO.  
Parte esterna miscelatore a parete 2 vie con deviatore automatico bagno/doccia. RIGATO.



<b>031</b> Chrome	447	<b>708</b> Copper Brushed PVD	706
<b>149</b> Finox Brushed Nickel	603	<b>735</b> Warm Bronze PVD	661
<b>299</b> Matte Black	603	<b>726</b> Warm Bronze Br. PVD	706
<b>706</b> Black Metal PVD	661	<b>710</b> Brass PVD	661
<b>707</b> Black Metal Br. PVD	706	<b>727</b> Brass Brushed PVD	706
<b>030</b> Copper PVD	661		



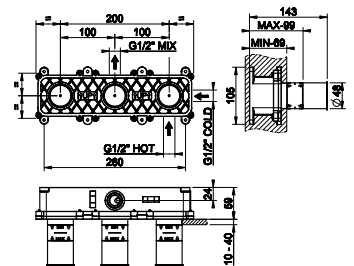
**54139**

Built-in part mixer, two-ways.  
Parte incasso miscelatore 2 vie



<b>239</b> Steel Brushed	445
--------------------------	-----

**54139+73536**

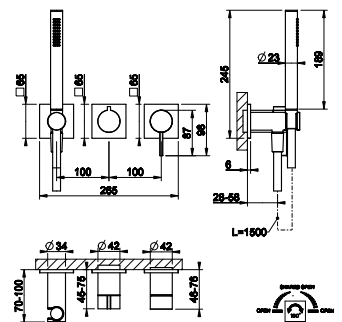


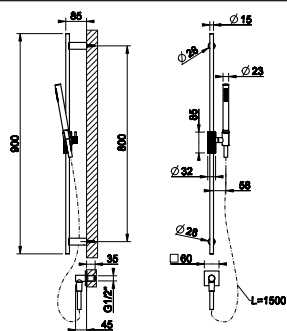
**73536**

External part wall-mounted two-ways shower mixer with diverter and antilimestone handshower. RIGATO.  
Parte esterna miscelatore doccia a parete 2 vie con deviatore e doccetta anticalcare. RIGATO.



<b>031</b> Chrome	752	<b>708</b> Copper Brushed PVD	1.189
<b>149</b> Finox Brushed Nickel	1.016	<b>735</b> Warm Bronze PVD	1.113
<b>299</b> Matte Black	1.016	<b>726</b> Warm Bronze Br. PVD	1.189
<b>706</b> Black Metal PVD	1.113	<b>710</b> Brass PVD	1.113
<b>707</b> Black Metal Br. PVD	1.189	<b>727</b> Brass Brushed PVD	1.189
<b>030</b> Copper PVD	1.113		



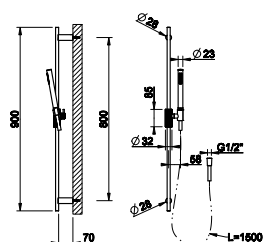


**73541**

Sliding rail with water outlet, antilimestone handshower and 1,50 m flexible hose. RIGATO.  
Asta saliscendi con presa acqua, doccetta anticalcare e flessibile 1,50 m. RIGATO.



<b>031</b> Chrome	754	<b>708</b> Copper Brushed PVD	1.192
<b>149</b> Finox Brushed Nickel	1.019	<b>735</b> Warm Bronze PVD	1.117
<b>299</b> Matte Black	1.019	<b>726</b> Warm Bronze Br. PVD	1.192
<b>706</b> Black Metal PVD	1.117	<b>710</b> Brass PVD	1.117
<b>707</b> Black Metal Br. PVD	1.192	<b>727</b> Brass Brushed PVD	1.192
<b>030</b> Copper PVD	1.117		



**63584**

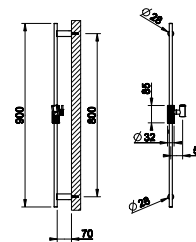
Sliding rail with antilimestone handshower, 1,50 m flexible hose. RIGATO.  
Asta saliscendi con doccetta anticalcare e flessibile 1,50 m. RIGATO.



<b>031</b> Chrome	576	<b>735</b> Warm Bronze PVD	852
<b>149</b> Finox Brushed Nickel	777	<b>726</b> Warm Bronze Br. PVD	910
<b>299</b> Matte Black	777	<b>710</b> Brass PVD	852
<b>720</b> Nickel PVD	852	<b>727</b> Brass Brushed PVD	910
<b>706</b> Black Metal PVD	852	<b>845</b> Dark Bronze	910
<b>707</b> Black Metal Br. PVD	910	<b>187</b> Aged Bronze	910
<b>030</b> Copper PVD	852	<b>713</b> Antique Brass	910
<b>708</b> Copper Brushed PVD	910		


**63585**

Sliding rail. RIGATO.  
Asta saliscendi. RIGATO.



<b>031</b> Chrome	470	<b>735</b> Warm Bronze PVD	695
<b>149</b> Finox Brushed Nickel	634	<b>726</b> Warm Bronze Br. PVD	742
<b>299</b> Matte Black	634	<b>710</b> Brass PVD	695
<b>720</b> Nickel PVD	695	<b>727</b> Brass Brushed PVD	742
<b>706</b> Black Metal PVD	695	<b>845</b> Dark Bronze	742
<b>707</b> Black Metal Br. PVD	742	<b>187</b> Aged Bronze	742
<b>030</b> Copper PVD	695	<b>713</b> Antique Brass	742
<b>708</b> Copper Brushed PVD	742		



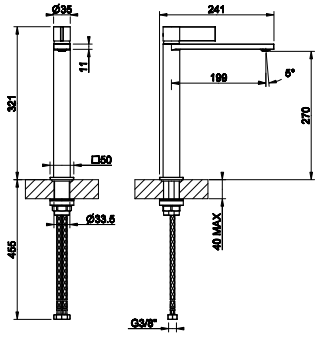


# INVERSO

DIAMANTATO







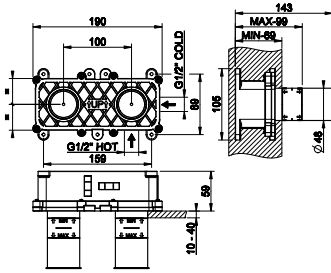
**73604**

High version basin mixer without waste, with connecting flexibles. DIAMANTATO.  
Miscelatore lavabo alto senza scarico, con flessibili di collegamento. DIAMANTATO.

031	Chrome	543	708	Copper Brushed PVD	858
149	Finox Brushed Nickel	733	735	Warm Bronze PVD	805
299	Matte Black	733	726	Warm Bronze Br. PVD	858
706	Black Metal PVD	805	710	Brass PVD	805
707	Black Metal Br. PVD	858	727	Brass Brushed PVD	858
030	Copper PVD	805			



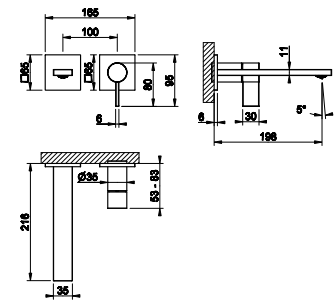

**63397+73688**



**63397**

Built-in part for mixer with spout  
Parte incasso per miscelatore con bocca

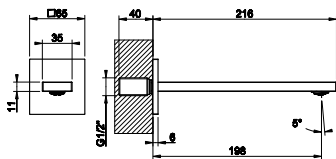
239	Steel Brushed	368
-----	---------------	-----



**73688**

External part wall-mounted basin mixer. DIAMANTATO.  
Parte esterna miscelatore lavabo a parete. DIAMANTATO.

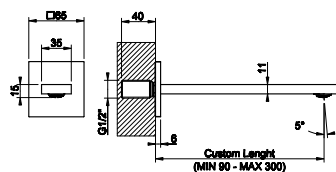
031	Chrome	490	708	Copper Brushed PVD	774
149	Finox Brushed Nickel	662	735	Warm Bronze PVD	725
299	Matte Black	662	726	Warm Bronze Br. PVD	774
706	Black Metal PVD	725	710	Brass PVD	725
707	Black Metal Br. PVD	774	727	Brass Brushed PVD	774
030	Copper PVD	725			



**73102**

Wall-mounted basin spout.  
Bocca lavabo a parete.

031	Chrome	312	708	Copper Brushed PVD	494
149	Finox Brushed Nickel	422	735	Warm Bronze PVD	462
299	Matte Black	422	726	Warm Bronze Br. PVD	494
706	Black Metal PVD	462	710	Brass PVD	462
707	Black Metal Br. PVD	494	727	Brass Brushed PVD	494
030	Copper PVD	462			



**73104**

Wall-mounted basin spout, length on request.  
Bocca lavabo a parete lunghezza personalizzata.

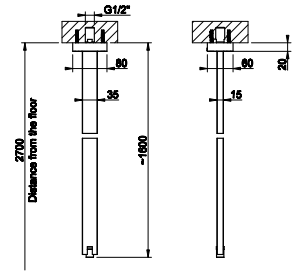
031	Chrome	624	708	Copper Brushed PVD	986
149	Finox Brushed Nickel	843	735	Warm Bronze PVD	924
299	Matte Black	843	726	Warm Bronze Br. PVD	986
706	Black Metal PVD	924	710	Brass PVD	924
707	Black Metal Br. PVD	986	727	Brass Brushed PVD	986
030	Copper PVD	924			





**20099**

Ceiling-mounted spout to be completed with separate control  
 Bocca a soffitto . Da completare con comando remoto

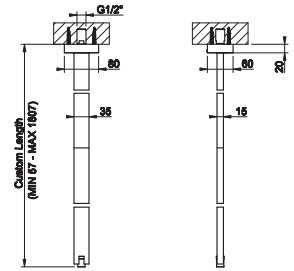


<b>031</b> Chrome	754	<b>030</b> Copper PVD	1.116
<b>149</b> Finox Brushed Nickel	981	<b>708</b> Copper Brushed PVD	1.190
<b>299</b> Matte Black	942	<b>735</b> Warm Bronze PVD	1.116
<b>720</b> Nickel PVD	1.116	<b>726</b> Warm Bronze Br. PVD	1.190
<b>706</b> Black Metal PVD	1.116	<b>710</b> Brass PVD	1.116
<b>707</b> Black Metal Br. PVD	1.190	<b>727</b> Brass Brushed PVD	1.190



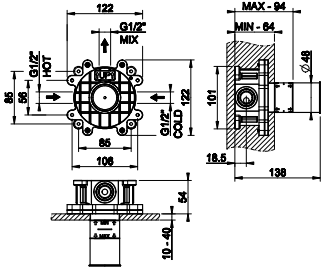
**20199**

Ceiling-mounted spout, lenght on request with separate control (not included)  
 Bocca a soffitto altezza personalizzabile . Da completare con comando remoto. (non incluso)



<b>031</b> Chrome	980	<b>030</b> Copper PVD	1.448
<b>149</b> Finox Brushed Nickel	1.272	<b>708</b> Copper Brushed PVD	1.546
<b>299</b> Matte Black	1.225	<b>735</b> Warm Bronze PVD	1.448
<b>720</b> Nickel PVD	1.448	<b>726</b> Warm Bronze Br. PVD	1.546
<b>706</b> Black Metal PVD	1.448	<b>710</b> Brass PVD	1.448
<b>707</b> Black Metal Br. PVD	1.546	<b>727</b> Brass Brushed PVD	1.546

**63412+73609**



**63412**

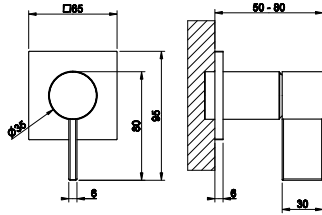
Built-in part for wall-mounted basin mixer, one-way.  
Parte incasso miscelatore lavabo a parete 1 via

239 Steel Brushed	210
-------------------	-----



**73609**

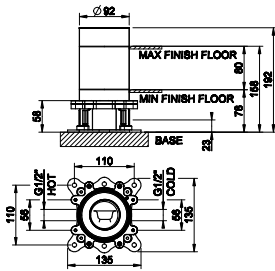
Wall-mounted one-way basin mixer. DIAMANTATO.  
Miscelatore lavabo a parete 1 via. DIAMANTATO.



031 Chrome	210	708 Copper Brushed PVD	332
149 Finox Brushed Nickel	284	735 Warm Bronze PVD	311
299 Matte Black	284	726 Warm Bronze Br. PVD	332
706 Black Metal PVD	311	710 Brass PVD	311
707 Black Metal Br. PVD	332	727 Brass Brushed PVD	332
030 Copper PVD	311		



**46189+73695**



**46189**

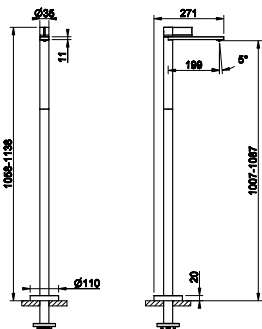
Built-in part for freestanding basin/bath mixer with spout  
Parte incasso miscelatori lavabo/vasca da terra con bocca

031 Chrome	356
------------	-----



**73695**

External part freestanding basin mixer. DIAMANTATO.  
Parte esterna miscelatore lavabo da terra. DIAMANTATO.



031 Chrome	1.392	708 Copper Brushed PVD	2.199
149 Finox Brushed Nickel	1.879	735 Warm Bronze PVD	2.060
299 Matte Black	1.879	726 Warm Bronze Br. PVD	2.199
706 Black Metal PVD	2.060	710 Brass PVD	2.060
707 Black Metal Br. PVD	2.199	727 Brass Brushed PVD	2.199
030 Copper PVD	2.060		







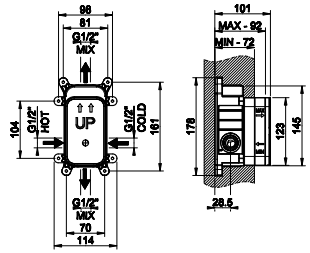


**44673**

Built-in part for wall-mounted shower mixer, two-ways.  
Parte incasso miscelatore doccia a parete 2 vie

<b>031</b> Chrome	168
-------------------	-----

**44673+73679**

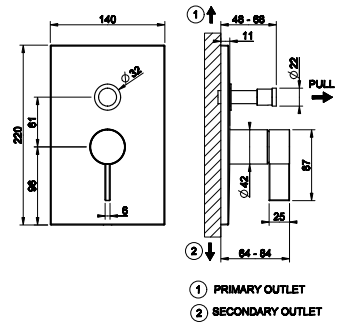


**73679**

External part wall-mounted two-ways mixer with automatic bath/shower diverter. DIAMANTATO.  
Parte esterna miscelatore a parete 2 vie con deviatore automatico bagno/doccia. DIAMANTATO.



<b>031</b> Chrome	447	<b>708</b> Copper Brushed PVD	706
<b>149</b> Finox Brushed Nickel	603	<b>735</b> Warm Bronze PVD	661
<b>299</b> Matte Black	603	<b>726</b> Warm Bronze Br. PVD	706
<b>706</b> Black Metal PVD	661	<b>710</b> Brass PVD	661
<b>707</b> Black Metal Br. PVD	706	<b>727</b> Brass Brushed PVD	706
<b>030</b> Copper PVD	661		



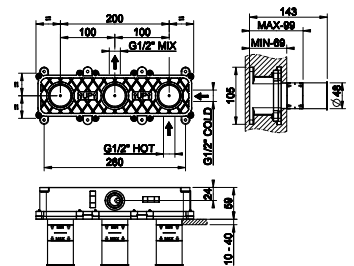
**54139**

Built-in part mixer, two-ways.  
Parte incasso miscelatore 2 vie



<b>239</b> Steel Brushed	445
--------------------------	-----

**54139+73636**

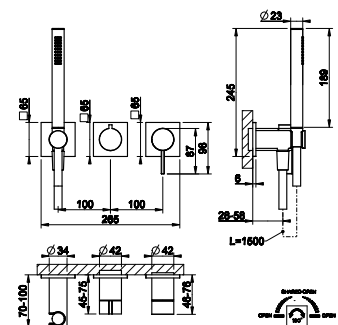


**73636**

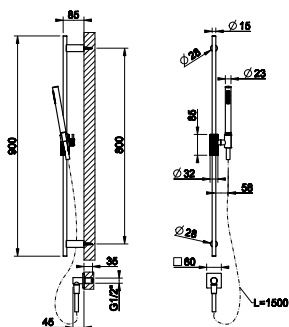
External part wall-mounted two-ways shower mixer with diverter and antilimestone handshower. DIAMANTATO.  
Parte esterna miscelatore doccia a parete 2 vie con deviatore e doccia anticalcare. DIAMANTATO.



<b>031</b> Chrome	752	<b>708</b> Copper Brushed PVD	1.189
<b>149</b> Finox Brushed Nickel	1.016	<b>735</b> Warm Bronze PVD	1.113
<b>299</b> Matte Black	1.016	<b>726</b> Warm Bronze Br. PVD	1.189
<b>706</b> Black Metal PVD	1.113	<b>710</b> Brass PVD	1.113
<b>707</b> Black Metal Br. PVD	1.189	<b>727</b> Brass Brushed PVD	1.189
<b>030</b> Copper PVD	1.113		





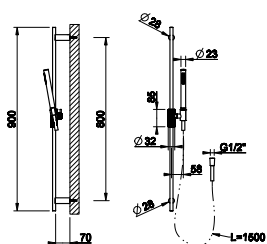


**73641**

Sliding rail with water outlet, antilimestone handshower and 1,50 m flexible hose. DIAMANTATO.  
Asta saliscendi con presa acqua, doccetta anticalcare e flessibile 1,50 m. DIAMANTATO.



<b>031</b> Chrome	754	<b>708</b> Copper Brushed PVD	1.192
<b>149</b> Finox Brushed Nickel	1.019	<b>735</b> Warm Bronze PVD	1.117
<b>299</b> Matte Black	1.019	<b>726</b> Warm Bronze Br. PVD	1.192
<b>706</b> Black Metal PVD	1.117	<b>710</b> Brass PVD	1.117
<b>707</b> Black Metal Br. PVD	1.192	<b>727</b> Brass Brushed PVD	1.192
<b>030</b> Copper PVD	1.117		



**63484**

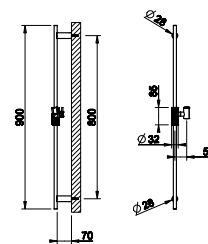
Sliding rail with antilimestone handshower, 1,50 m flexible hose. DIAMANTATO.  
Asta saliscendi con doccetta anticalcare e flessibile 1,50 m. DIAMANTATO.



<b>031</b> Chrome	576	<b>735</b> Warm Bronze PVD	852
<b>149</b> Finox Brushed Nickel	777	<b>726</b> Warm Bronze Br. PVD	910
<b>299</b> Matte Black	777	<b>710</b> Brass PVD	852
<b>720</b> Nickel PVD	852	<b>727</b> Brass Brushed PVD	910
<b>706</b> Black Metal PVD	852	<b>845</b> Dark Bronze	910
<b>707</b> Black Metal Br. PVD	910	<b>187</b> Aged Bronze	910
<b>030</b> Copper PVD	852	<b>713</b> Antique Brass	910
<b>708</b> Copper Brushed PVD	910		

**63485**

Sliding rail. DIAMANTATO.  
Asta saliscendi. DIAMANTATO.



<b>031</b> Chrome	470	<b>735</b> Warm Bronze PVD	695
<b>149</b> Finox Brushed Nickel	634	<b>726</b> Warm Bronze Br. PVD	742
<b>299</b> Matte Black	634	<b>710</b> Brass PVD	695
<b>720</b> Nickel PVD	695	<b>727</b> Brass Brushed PVD	742
<b>706</b> Black Metal PVD	695	<b>845</b> Dark Bronze	742
<b>707</b> Black Metal Br. PVD	742	<b>187</b> Aged Bronze	742
<b>030</b> Copper PVD	695	<b>713</b> Antique Brass	742
<b>708</b> Copper Brushed PVD	742		




# INVERSO

SHOWER

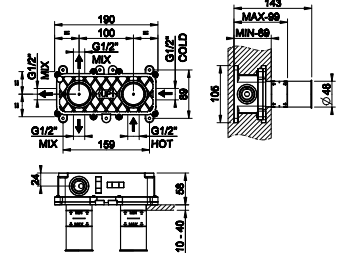
**54169**

Built-in part for wall-mounted thermostatic shower mixer.  
Parte incasso Miscelatore Termostatico Doccia a parete



**239** Steel Brushed 341

**54169+73032**

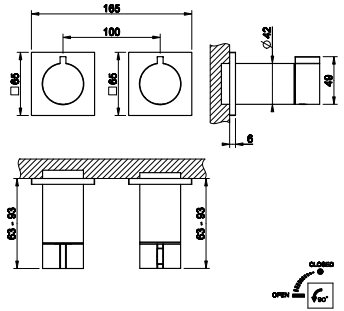


**73032**

External part wall-mounted one-way thermostatic shower mixer.  
Parte esterna miscelatore termostatico doccia a parete 1 via.




<b>031</b> Chrome	651	<b>708</b> Copper Brushed PVD	1.029
<b>149</b> Finox Brushed Nickel	879	<b>735</b> Warm Bronze PVD	964
<b>299</b> Matte Black	879	<b>726</b> Warm Bronze Br. PVD	1.029
<b>706</b> Black Metal PVD	964	<b>710</b> Brass PVD	964
<b>707</b> Black Metal Br. PVD	1.029	<b>727</b> Brass Brushed PVD	1.029
<b>030</b> Copper PVD	964		



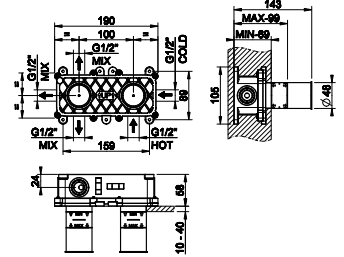
**54169**

Built-in part for wall-mounted thermostatic shower mixer.  
Parte incasso Miscelatore Termostatico Doccia a parete



**239** Steel Brushed 341

**54169+73034**

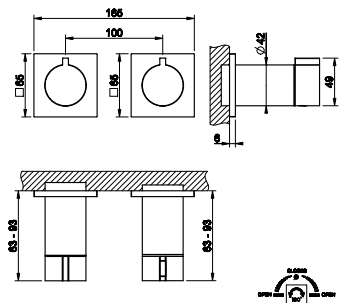


**73034**

External part wall-mounted two-ways thermostatic shower mixer.  
Parte esterna miscelatore termostatico doccia a parete 2 vie.

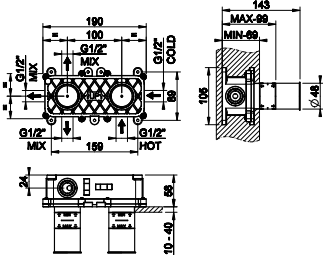


<b>031</b> Chrome	651	<b>708</b> Copper Brushed PVD	1.029
<b>149</b> Finox Brushed Nickel	879	<b>735</b> Warm Bronze PVD	964
<b>299</b> Matte Black	879	<b>726</b> Warm Bronze Br. PVD	1.029
<b>706</b> Black Metal PVD	964	<b>710</b> Brass PVD	964
<b>707</b> Black Metal Br. PVD	1.029	<b>727</b> Brass Brushed PVD	1.029
<b>030</b> Copper PVD	964		





**54169+73036**



**54169**

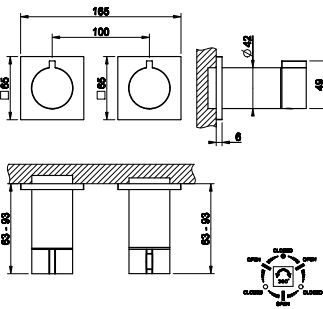
Built-in part for wall-mounted thermostatic shower mixer.  
Parte incasso Miscelatore Termostatico Doccia a parete

239 Steel Brushed 341



**73036**

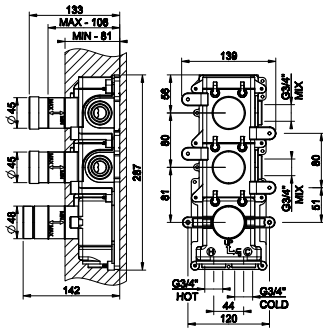
External part wall-mounted three-ways thermostatic shower mixer.  
Parte esterna miscelatore termostatico doccia a parete 3 vie.



031 Chrome	651	708 Copper Brushed PVD	1.029
149 Finox Brushed Nickel	879	735 Warm Bronze PVD	964
299 Matte Black	879	726 Warm Bronze Br. PVD	1.029
706 Black Metal PVD	964	710 Brass PVD	964
707 Black Metal Br. PVD	1.029	727 Brass Brushed PVD	1.029
030 Copper PVD	964		



**09264+44334**



**09264**

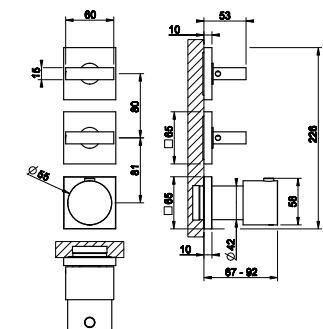
Built-in part for thermostatic mixer, TWO separate exits  
Parte incasso miscelatore termostatico a parete 2 uscite indipendenti

031 Chrome 821



**44334**

External parts for wall-mounted thermostatic mixer. Vertical/horizontal setting up with two separate exits.  
Parte esterna miscelatore termostatico a parete 2 uscite indipendenti. Installazione verticale/orizzontale.



031 Chrome	879	030 Copper PVD	1.301
149 Finox Brushed Nickel	1.187	708 Copper Brushed PVD	1.389
299 Matte Black	1.187	735 Warm Bronze PVD	1.301
720 Nickel PVD	1.301	726 Warm Bronze Br. PVD	1.389
706 Black Metal PVD	1.301	710 Brass PVD	1.301
707 Black Metal Br. PVD	1.389	727 Brass Brushed PVD	1.389





**09266**

Built-in part for thermostatic mixer, THREE separate exits  
 Parte incasso miscelatore termostatico a parete 3 uscite indipendenti



<b>031</b> Chrome	915
-------------------	-----

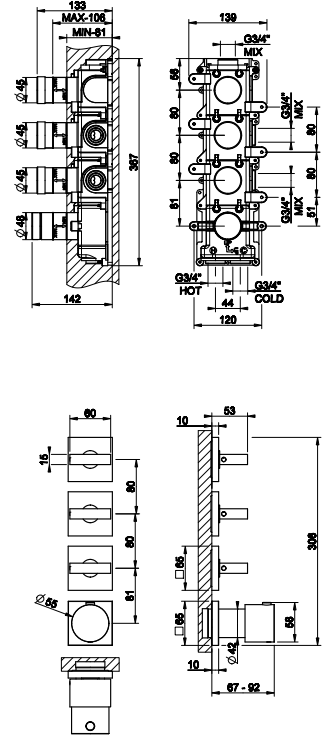
**44336**

External parts for wall-mounted thermostatic mixer. Vertical/horizontal setting up with three separate exits.  
 Parte esterna miscelatore termostatico a parete 3 uscite indipendenti. Installazione verticale/orizzontale.




<b>031</b> Chrome	1.022	<b>030</b> Copper PVD	1.513
<b>149</b> Finox Brushed Nickel	1.380	<b>708</b> Copper Brushed PVD	1.615
<b>299</b> Matte Black	1.380	<b>735</b> Warm Bronze PVD	1.513
<b>720</b> Nickel PVD	1.513	<b>726</b> Warm Bronze Br. PVD	1.615
<b>706</b> Black Metal PVD	1.513	<b>710</b> Brass PVD	1.513
<b>707</b> Black Metal Br. PVD	1.615	<b>727</b> Brass Brushed PVD	1.615

**09266+44336**



**09268**

Built-in part for thermostatic mixer, FOUR separate exits  
 Parte incasso miscelatore termostatico a parete 4 uscite indipendenti



<b>031</b> Chrome	1.076
-------------------	-------

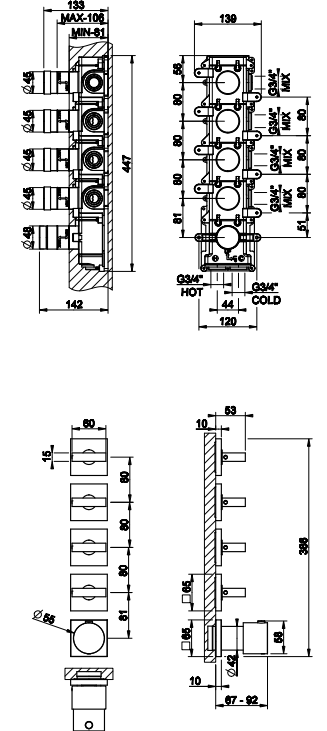
**44338**

External parts for wall-mounted thermostatic mixer. Vertical/horizontal setting up with four separate exits.  
 Parte esterna miscelatore termostatico a parete 4 uscite indipendenti. Installazione verticale/orizzontale.

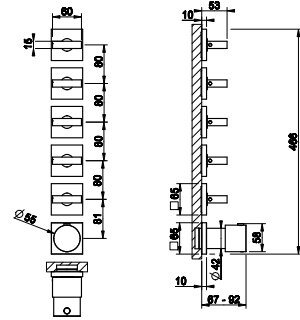
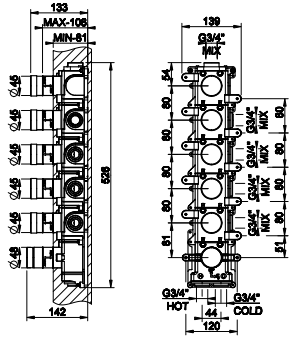


<b>031</b> Chrome	1.159	<b>030</b> Copper PVD	1.716
<b>149</b> Finox Brushed Nickel	1.565	<b>708</b> Copper Brushed PVD	1.832
<b>299</b> Matte Black	1.565	<b>735</b> Warm Bronze PVD	1.716
<b>720</b> Nickel PVD	1.716	<b>726</b> Warm Bronze Br. PVD	1.832
<b>706</b> Black Metal PVD	1.716	<b>710</b> Brass PVD	1.716
<b>707</b> Black Metal Br. PVD	1.832	<b>727</b> Brass Brushed PVD	1.832

**09268+44338**




**09263+44340**



**09263**

Built-in part for thermostatic mixer, FIVE separate exits  
 Parte incasso miscelatore termostatico a parete 5 uscite indipendenti


<b>031</b> Chrome	1.207
-------------------	-------



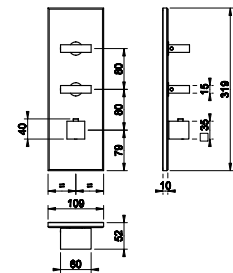
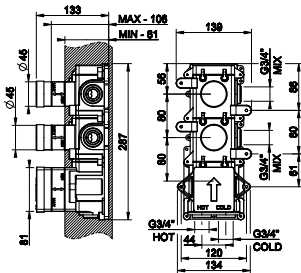
**44340**

External parts for wall-mounted thermostatic mixer. Vertical/horizontal setting up with five separate exits.  
 Parte esterna miscelatore termostatico a parete 5 uscite indipendenti. Installazione verticale/orizzontale.

<b>031</b> Chrome	1.272	<b>030</b> Copper PVD	1.883
<b>149</b> Finox Brushed Nickel	1.718	<b>708</b> Copper Brushed PVD	2.010
<b>299</b> Matte Black	1.718	<b>735</b> Warm Bronze PVD	1.883
<b>720</b> Nickel PVD	1.883	<b>726</b> Warm Bronze Br. PVD	2.010
<b>706</b> Black Metal PVD	1.883	<b>710</b> Brass PVD	1.883
<b>707</b> Black Metal Br. PVD	2.010	<b>727</b> Brass Brushed PVD	2.010




**43103+43024**



**43103**

Built-in thermostatic high-capacity mixer with TWO SEPARATE EXITS  
 Parte incasso Miscelatore termostatico alta portata 2 uscite indipendenti

<b>031</b> Chrome	821
-------------------	-----




**43024**

External parts for wall-mounted thermostatic high-capacity mixer. Vertical/horizontal setting up with TWO SEPARATE EXITS  
 Parte esterna Miscelatore termostatico alta portata a parete 2 uscite indipendenti . Installazione verticale/orizzontale.

<b>031</b> Chrome	879	<b>030</b> Copper PVD	1.695
<b>149</b> Finox Brushed Nickel	1.386	<b>708</b> Copper Brushed PVD	1.865
<b>299</b> Matte Black	1.306	<b>735</b> Warm Bronze PVD	1.695
<b>720</b> Nickel PVD	1.695	<b>726</b> Warm Bronze Br. PVD	1.865
<b>706</b> Black Metal PVD	1.695	<b>710</b> Brass PVD	1.695
<b>707</b> Black Metal Br. PVD	1.865	<b>727</b> Brass Brushed PVD	1.865



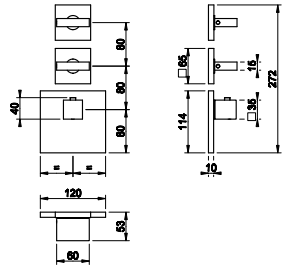
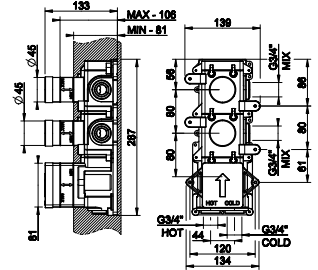


**43103**

Built-in thermostatic high-capacity mixer with TWO SEPARATE EXITS  
 Parte incasso Miscelatore termostatico alta portata 2 uscite indipendenti

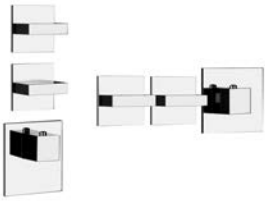
<b>031</b> Chrome	821
-------------------	-----

**43103+43214**



**43214**


External parts for wall-mounted thermostatic high-capacity mixer.  
 Vertical/horizontal setting up with TWO SEPARATE EXITS  
 Parte esterna Miscelatore termostatico alta portata a parete 2 uscite indipendenti . Installazione verticale/orizzontale.



<b>031</b> Chrome	879	<b>030</b> Copper PVD	1.695
<b>149</b> Finox Brushed Nickel	1.386	<b>708</b> Copper Brushed PVD	1.865
<b>299</b> Matte Black	1.306	<b>735</b> Warm Bronze PVD	1.695
<b>720</b> Nickel PVD	1.695	<b>726</b> Warm Bronze Br. PVD	1.865
<b>706</b> Black Metal PVD	1.695	<b>710</b> Brass PVD	1.695
<b>707</b> Black Metal Br. PVD	1.865	<b>727</b> Brass Brushed PVD	1.865

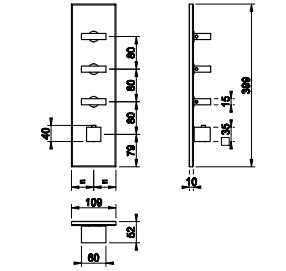
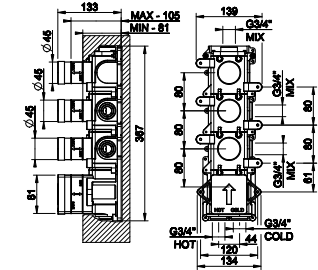
**43105**

Built-in thermostatic high-capacity mixer with THREE SEPARATE EXITS  
 Parte incasso Miscelatore termostatico alta portata 3 uscite indipendenti



<b>031</b> Chrome	915
-------------------	-----

**43105+43026**



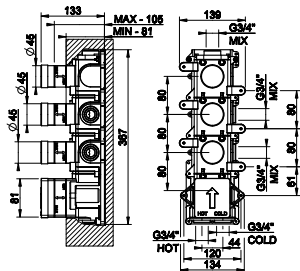
**43026**

External parts for wall-mounted thermostatic high-capacity mixer.  
 Vertical/horizontal setting up with THREE SEPARATE EXITS  
 Parte esterna Miscelatore termostatico alta portata a parete 3 uscite indipendenti . Installazione verticale/orizzontale.



<b>031</b> Chrome	1.022	<b>030</b> Copper PVD	1.950
<b>149</b> Finox Brushed Nickel	1.602	<b>708</b> Copper Brushed PVD	2.144
<b>299</b> Matte Black	1.505	<b>735</b> Warm Bronze PVD	1.950
<b>720</b> Nickel PVD	1.950	<b>726</b> Warm Bronze Br. PVD	2.144
<b>706</b> Black Metal PVD	1.950	<b>710</b> Brass PVD	1.950
<b>707</b> Black Metal Br. PVD	2.144	<b>727</b> Brass Brushed PVD	2.144


**43105+43216**



**43105**

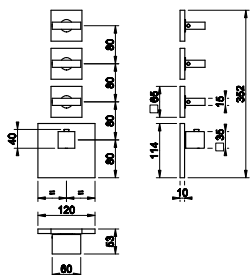
Built-in thermostatic high-capacity mixer with THREE SEPARATE EXITS  
 Parte incasso Miscelatore termostatico alta portata 3 uscite indipendenti

<b>031</b> Chrome	915
-------------------	-----

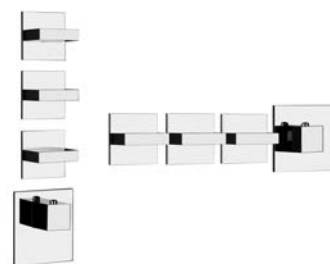


**43216**

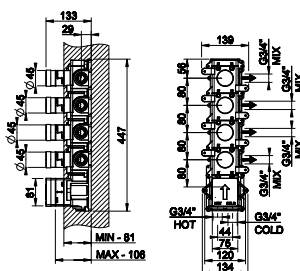
External parts for wall-mounted thermostatic high-capacity mixer.  
 Vertical/horizontal setting up with THREE SEPARATE EXITS  
 Parte esterna Miscelatore termostatico alta portata a parete 3 uscite indipendenti . Installazione verticale/orizzontale.



<b>031</b> Chrome	1.022	<b>030</b> Copper PVD	1.950
<b>149</b> Finox Brushed Nickel	1.602	<b>708</b> Copper Brushed PVD	2.144
<b>299</b> Matte Black	1.505	<b>735</b> Warm Bronze PVD	1.950
<b>720</b> Nickel PVD	1.950	<b>726</b> Warm Bronze Br. PVD	2.144
<b>706</b> Black Metal PVD	1.950	<b>710</b> Brass PVD	1.950
<b>707</b> Black Metal Br. PVD	2.144	<b>727</b> Brass Brushed PVD	2.144




**43107+43028**



**43107**

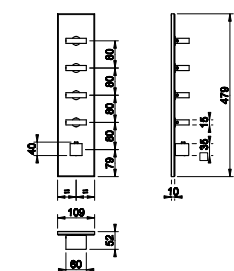
Built-in thermostatic high-capacity mixer with FOUR SEPARATE EXITS  
 Parte incasso Miscelatore termostatico alta portata 4 uscite indipendenti

<b>031</b> Chrome	1.076
-------------------	-------



**43028**

External parts for wall-mounted thermostatic high-capacity mixer.  
 Vertical/horizontal setting up with FOUR SEPARATE EXITS  
 Parte esterna Miscelatore termostatico alta portata a parete 4 uscite indipendenti . Installazione verticale/orizzontale.



<b>031</b> Chrome	1.159	<b>030</b> Copper PVD	2.232
<b>149</b> Finox Brushed Nickel	1.829	<b>708</b> Copper Brushed PVD	2.454
<b>299</b> Matte Black	1.717	<b>735</b> Warm Bronze PVD	2.232
<b>720</b> Nickel PVD	2.232	<b>726</b> Warm Bronze Br. PVD	2.454
<b>706</b> Black Metal PVD	2.232	<b>710</b> Brass PVD	2.232
<b>707</b> Black Metal Br. PVD	2.454	<b>727</b> Brass Brushed PVD	2.454



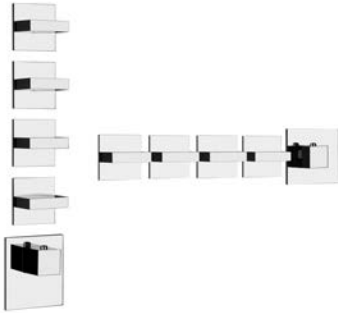
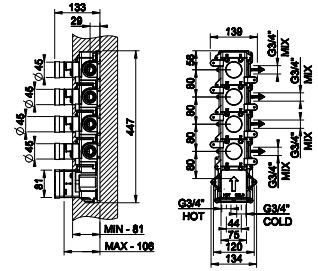


**43107**

Built-in thermostatic high-capacity mixer with FOUR SEPARATE EXITS  
 Parte incasso Miscelatore termostatico alta portata 4 uscite indipendenti

<b>031</b> Chrome	1.076
-------------------	-------

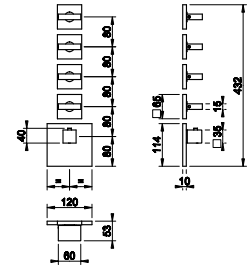
**43107+43218**



**43218**

External parts for wall-mounted thermostatic high-capacity mixer.  
 Vertical/horizontal setting up with FOUR SEPARATE EXITS  
 Parte esterna Miscelatore termostatico alta portata a parete 4 uscite indipendenti . Installazione verticale/orizzontale.

<b>031</b> Chrome	1.159	<b>030</b> Copper PVD	2.232
<b>149</b> Finox Brushed Nickel	1.829	<b>708</b> Copper Brushed PVD	2.454
<b>299</b> Matte Black	1.717	<b>735</b> Warm Bronze PVD	2.232
<b>720</b> Nickel PVD	2.232	<b>726</b> Warm Bronze Br. PVD	2.454
<b>706</b> Black Metal PVD	2.232	<b>710</b> Brass PVD	2.232
<b>707</b> Black Metal Br. PVD	2.454	<b>727</b> Brass Brushed PVD	2.454

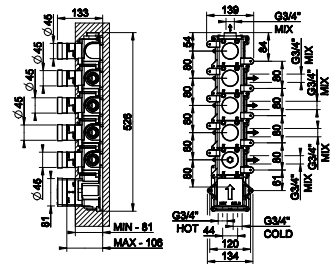


**43109**

Built-in thermostatic high-capacity mixer with FIVE SEPARATE EXITS  
 Parte incasso Miscelatore termostatico alta portata 5 uscite indipendenti

<b>031</b> Chrome	1.207
-------------------	-------

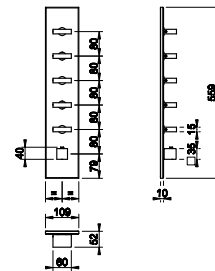
**43109+43030**



**43030**

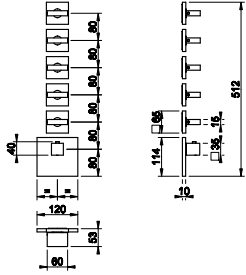
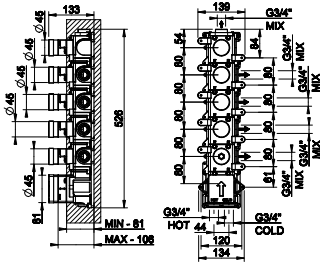
External parts for wall-mounted thermostatic high-capacity mixer.  
 Vertical/horizontal setting up with FIVE SEPARATE EXITS  
 Parte esterna Miscelatore termostatico alta portata a parete 5 uscite indipendenti . Installazione verticale/orizzontale.

<b>031</b> Chrome	1.272	<b>030</b> Copper PVD	2.462
<b>149</b> Finox Brushed Nickel	2.013	<b>708</b> Copper Brushed PVD	2.708
<b>299</b> Matte Black	1.892	<b>735</b> Warm Bronze PVD	2.462
<b>720</b> Nickel PVD	2.462	<b>726</b> Warm Bronze Br. PVD	2.708
<b>706</b> Black Metal PVD	2.462	<b>710</b> Brass PVD	2.462
<b>707</b> Black Metal Br. PVD	2.708	<b>727</b> Brass Brushed PVD	2.708





**43109+43220**



**43109**

Built-in thermostatic high-capacity mixer with FIVE SEPARATE EXITS  
 Parte incasso Miscelatore termostatico alta portata 5 uscite indipendenti


<b>031</b> Chrome	1.207
-------------------	-------



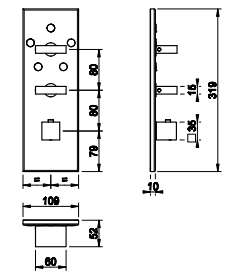
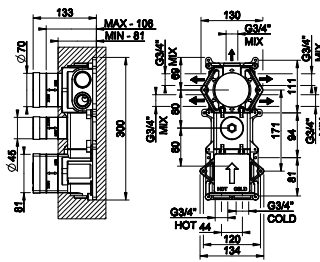
**43220**

External parts for wall-mounted thermostatic high-capacity mixer.  
 Vertical/horizontal setting up with FIVE SEPARATE EXITS  
 Parte esterna Miscelatore termostatico alta portata a parete 5 uscite indipendenti . Installazione verticale/orizzontale.

<b>031</b> Chrome	1.272	<b>030</b> Copper PVD	2.462
<b>149</b> Finox Brushed Nickel	2.013	<b>708</b> Copper Brushed PVD	2.708
<b>299</b> Matte Black	1.892	<b>735</b> Warm Bronze PVD	2.462
<b>720</b> Nickel PVD	2.462	<b>726</b> Warm Bronze Br. PVD	2.708
<b>706</b> Black Metal PVD	2.462	<b>710</b> Brass PVD	2.462
<b>707</b> Black Metal Br. PVD	2.708	<b>727</b> Brass Brushed PVD	2.708




**43111+43032**



**43111**

Built-in thermostatic high-capacity mixer with FIVE SEPARATE EXITS with single selection  
 Parte incasso Miscelatore termostatico alta portata 5 uscite con selezione singola

<b>031</b> Chrome	1.115
-------------------	-------



**43032**

External parts for wall-mounted thermostatic high-capacity mixer.  
 Vertical/horizontal setting up with FIVE SEPARATE EXITS with single selection  
 Parte esterna Miscelatore termostatico alta portata a parete 5 uscite con selezione singola . Installazione verticale/orizzontale.

<b>031</b> Chrome	879	<b>030</b> Copper PVD	1.837
<b>149</b> Finox Brushed Nickel	1.476	<b>708</b> Copper Brushed PVD	2.035
<b>299</b> Matte Black	1.378	<b>735</b> Warm Bronze PVD	1.837
<b>720</b> Nickel PVD	1.837	<b>726</b> Warm Bronze Br. PVD	2.035
<b>706</b> Black Metal PVD	1.837	<b>710</b> Brass PVD	1.837
<b>707</b> Black Metal Br. PVD	2.035	<b>727</b> Brass Brushed PVD	2.035



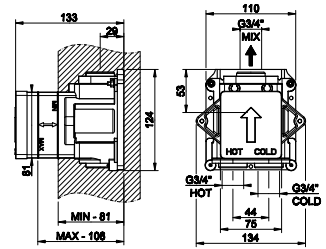


**43281**

Built-in thermostatic high-capacity mixer  
 Parte incasso Miscelatore termostatico alta portata

031	Chrome	453
-----	--------	-----

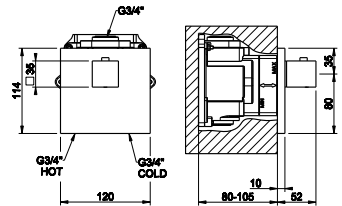
**43281+43252**



**43252**

External parts wall-mounted thermostatic high-capacity mixer  
 Parte esterna Miscelatore termostatico alta portata a parete

031	Chrome	390	735	Warm Bronze PVD	796
149	Finox Brushed Nickel	643	726	Warm Bronze Br. PVD	878
299	Matte Black	601	710	Brass PVD	796
720	Nickel PVD	796	727	Brass Brushed PVD	878
706	Black Metal PVD	796	080	Gold CCP	858
707	Black Metal Br. PVD	878	087	Gold Brushed CCP	858
030	Copper PVD	796	187	Aged Bronze	617
708	Copper Brushed PVD	878	713	Antique Brass	617

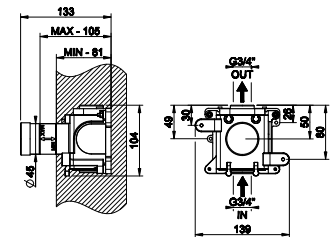


**43283**

Built-in part for stop valve for thermostatic high-capacity mixer  
 Parte incasso rubinetto d'arresto termostatico alta portata

031	Chrome	305
-----	--------	-----

**43283+43264**

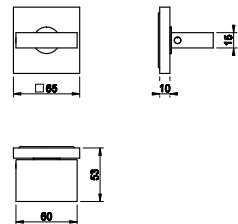


**43264**

External parts for stop valve for thermostatic high-capacity mixer.  
 Parte esterna Rubinetto d'arresto alta portata.



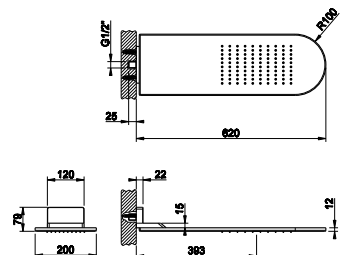
031	Chrome	237	030	Copper PVD	496
149	Finox Brushed Nickel	399	708	Copper Brushed PVD	549
299	Matte Black	371	735	Warm Bronze PVD	496
720	Nickel PVD	496	726	Warm Bronze Br. PVD	549
706	Black Metal PVD	496	710	Brass PVD	496
707	Black Metal Br. PVD	549	727	Brass Brushed PVD	549

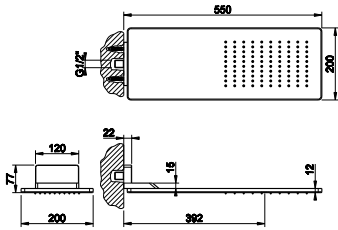


**45163**

Wall-mounted shower head  
 Soffione a parete

239	Steel Brushed	1.427	726	Warm Bronze Br. PVD	2.113
238	Mirror Steel	1.427	710	Brass PVD	2.113
299	Matte Black	1.927	727	Brass Brushed PVD	2.113
720	Nickel PVD	2.113	246	Gold PVD	2.398
706	Black Metal PVD	2.113	845	Dark Bronze	2.255
707	Black Metal Br. PVD	2.113	187	Aged Bronze	2.255
030	Copper PVD	2.113	713	Antique Brass	2.255
708	Copper Brushed PVD	2.113	279	Matte White	1.927
735	Warm Bronze PVD	2.113			

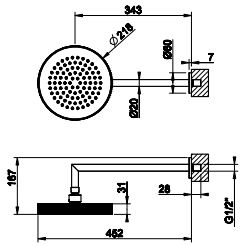




**33095**

Wall-mounted shower head  
Soffione a parete

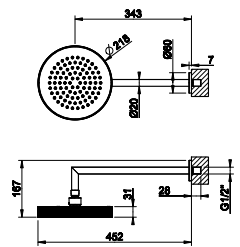
<b>239</b> Steel Brushed	1.951	<b>726</b> Warm Bronze Br. PVD	2.888
<b>238</b> Mirror Steel	1.951	<b>710</b> Brass PVD	2.888
<b>299</b> Matte Black	2.634	<b>727</b> Brass Brushed PVD	2.888
<b>720</b> Nickel PVD	2.888	<b>246</b> Gold PVD	3.278
<b>706</b> Black Metal PVD	2.888	<b>845</b> Dark Bronze	3.083
<b>707</b> Black Metal Br. PVD	2.888	<b>187</b> Aged Bronze	3.083
<b>030</b> Copper PVD	2.888	<b>713</b> Antique Brass	3.083
<b>708</b> Copper Brushed PVD	2.888	<b>279</b> Matte White	2.634
<b>735</b> Warm Bronze PVD	2.888		



**63448**

Wall-mounted adjustable showerhead  
Soffione a parete orientabile

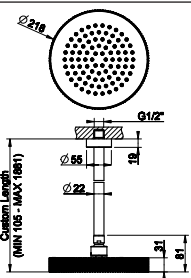
<b>031</b> Chrome	1.019	<b>708</b> Copper Brushed PVD	1.609
<b>149</b> Finox Brushed Nickel	1.376	<b>735</b> Warm Bronze PVD	1.508
<b>299</b> Matte Black	1.376	<b>726</b> Warm Bronze Br. PVD	1.609
<b>720</b> Nickel PVD	1.508	<b>710</b> Brass PVD	1.508
<b>706</b> Black Metal PVD	1.508	<b>727</b> Brass Brushed PVD	1.609
<b>707</b> Black Metal Br. PVD	1.609	<b>187</b> Aged Bronze	1.609
<b>030</b> Copper PVD	1.508	<b>713</b> Antique Brass	1.609



**63548**

Wall-mounted adjustable showerhead  
Soffione a parete orientabile

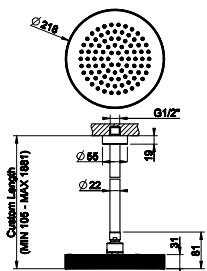
<b>031</b> Chrome	1.019	<b>708</b> Copper Brushed PVD	1.609
<b>149</b> Finox Brushed Nickel	1.376	<b>735</b> Warm Bronze PVD	1.508
<b>299</b> Matte Black	1.376	<b>726</b> Warm Bronze Br. PVD	1.609
<b>720</b> Nickel PVD	1.508	<b>710</b> Brass PVD	1.508
<b>706</b> Black Metal PVD	1.508	<b>727</b> Brass Brushed PVD	1.609
<b>707</b> Black Metal Br. PVD	1.609	<b>187</b> Aged Bronze	1.609
<b>030</b> Copper PVD	1.508	<b>713</b> Antique Brass	1.609



**63450**

Ceiling-mounted showerhead, length on request  
Soffione a soffitto braccio altezza personalizzabile

<b>031</b> Chrome	1.354	<b>708</b> Copper Brushed PVD	2.138
<b>149</b> Finox Brushed Nickel	1.827	<b>735</b> Warm Bronze PVD	2.003
<b>299</b> Matte Black	1.827	<b>726</b> Warm Bronze Br. PVD	2.138
<b>720</b> Nickel PVD	2.003	<b>710</b> Brass PVD	2.003
<b>706</b> Black Metal PVD	2.003	<b>727</b> Brass Brushed PVD	2.138
<b>707</b> Black Metal Br. PVD	2.138	<b>187</b> Aged Bronze	2.138
<b>030</b> Copper PVD	2.003	<b>713</b> Antique Brass	2.138



**63550**

Ceiling-mounted showerhead, length on request  
Soffione a soffitto braccio altezza personalizzabile

<b>031</b> Chrome	1.354	<b>708</b> Copper Brushed PVD	2.138
<b>149</b> Finox Brushed Nickel	1.827	<b>735</b> Warm Bronze PVD	2.003
<b>299</b> Matte Black	1.827	<b>726</b> Warm Bronze Br. PVD	2.138
<b>720</b> Nickel PVD	2.003	<b>710</b> Brass PVD	2.003
<b>706</b> Black Metal PVD	2.003	<b>727</b> Brass Brushed PVD	2.138
<b>707</b> Black Metal Br. PVD	2.138	<b>187</b> Aged Bronze	2.138
<b>030</b> Copper PVD	2.003	<b>713</b> Antique Brass	2.138

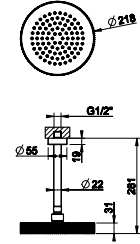




**63452**

Ceiling-mounted adjustable showerhead  
Soffione a soffitto orientabile

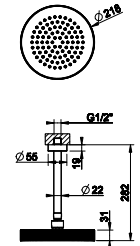
<b>031</b> Chrome	966	<b>708</b> Copper Brushed PVD	1.528
<b>149</b> Finox Brushed Nickel	1.306	<b>735</b> Warm Bronze PVD	1.431
<b>299</b> Matte Black	1.306	<b>726</b> Warm Bronze Br. PVD	1.528
<b>720</b> Nickel PVD	1.431	<b>710</b> Brass PVD	1.431
<b>706</b> Black Metal PVD	1.431	<b>727</b> Brass Brushed PVD	1.528
<b>707</b> Black Metal Br. PVD	1.528	<b>187</b> Aged Bronze	1.528
<b>030</b> Copper PVD	1.431	<b>713</b> Antique Brass	1.528



**63552**

Ceiling-mounted adjustable showerhead  
Soffione a soffitto orientabile

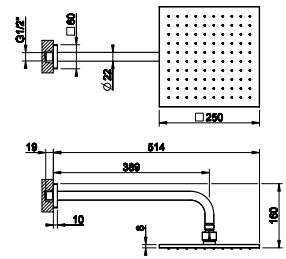
<b>031</b> Chrome	966	<b>708</b> Copper Brushed PVD	1.528
<b>149</b> Finox Brushed Nickel	1.306	<b>735</b> Warm Bronze PVD	1.431
<b>299</b> Matte Black	1.306	<b>726</b> Warm Bronze Br. PVD	1.528
<b>720</b> Nickel PVD	1.431	<b>710</b> Brass PVD	1.431
<b>706</b> Black Metal PVD	1.431	<b>727</b> Brass Brushed PVD	1.528
<b>707</b> Black Metal Br. PVD	1.528	<b>187</b> Aged Bronze	1.528
<b>030</b> Copper PVD	1.431	<b>713</b> Antique Brass	1.528



**59158**

Wall-fixing antilimestone and adjustable headshower  
Soffione anticalcare a parete orientabile

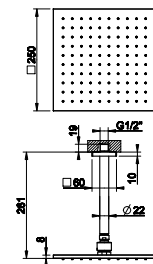
<b>031</b> Chrome	506	<b>726</b> Warm Bronze Br. PVD	800
<b>149</b> Finox Brushed Nickel	683	<b>710</b> Brass PVD	749
<b>299</b> Matte Black	683	<b>727</b> Brass Brushed PVD	800
<b>720</b> Nickel PVD	749	<b>246</b> Gold PVD	851
<b>706</b> Black Metal PVD	749	<b>845</b> Dark Bronze	800
<b>707</b> Black Metal Br. PVD	800	<b>187</b> Aged Bronze	800
<b>030</b> Copper PVD	749	<b>713</b> Antique Brass	800
<b>708</b> Copper Brushed PVD	800	<b>279</b> Matte White	683
<b>735</b> Warm Bronze PVD	749		



**59155**

Ceiling-mounted adjustable and antilimestone showerhead  
Soffione anticalcare Doccia a soffitto orientabile

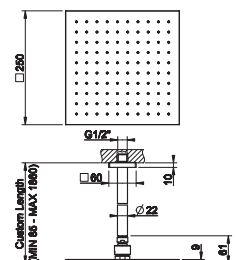
<b>031</b> Chrome	454	<b>726</b> Warm Bronze Br. PVD	717
<b>149</b> Finox Brushed Nickel	613	<b>710</b> Brass PVD	671
<b>299</b> Matte Black	613	<b>727</b> Brass Brushed PVD	717
<b>720</b> Nickel PVD	671	<b>246</b> Gold PVD	763
<b>706</b> Black Metal PVD	671	<b>845</b> Dark Bronze	717
<b>707</b> Black Metal Br. PVD	717	<b>187</b> Aged Bronze	717
<b>030</b> Copper PVD	671	<b>713</b> Antique Brass	717
<b>708</b> Copper Brushed PVD	717	<b>279</b> Matte White	613
<b>735</b> Warm Bronze PVD	671		

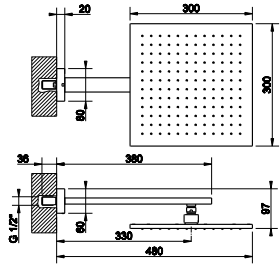


**59159**

Ceiling-mounted antilimestone showerhead, length on request  
Soffione anticalcare a soffitto braccio altezza personalizzabile

<b>031</b> Chrome	681	<b>726</b> Warm Bronze Br. PVD	1.076
<b>149</b> Finox Brushed Nickel	919	<b>710</b> Brass PVD	1.007
<b>299</b> Matte Black	919	<b>727</b> Brass Brushed PVD	1.076
<b>720</b> Nickel PVD	1.007	<b>246</b> Gold PVD	1.145
<b>706</b> Black Metal PVD	1.007	<b>845</b> Dark Bronze	1.076
<b>707</b> Black Metal Br. PVD	1.076	<b>187</b> Aged Bronze	1.076
<b>030</b> Copper PVD	1.007	<b>713</b> Antique Brass	1.076
<b>708</b> Copper Brushed PVD	1.076	<b>279</b> Matte White	919
<b>735</b> Warm Bronze PVD	1.007		

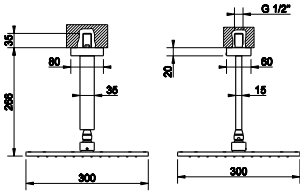




**15185**

Wall-fixing antilimestone and adjustable headshower  
Soffione anticalcare a parete orientabile

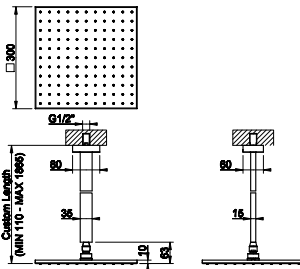
<b>031</b> Chrome	1.299	<b>726</b> Warm Bronze Br. PVD	2.051
<b>149</b> Finox Brushed Nickel	1.685	<b>710</b> Brass PVD	1.922
<b>299</b> Matte Black	1.568	<b>727</b> Brass Brushed PVD	2.051
<b>720</b> Nickel PVD	1.922	<b>246</b> Gold PVD	2.183
<b>706</b> Black Metal PVD	1.922	<b>845</b> Dark Bronze	2.051
<b>707</b> Black Metal Br. PVD	2.051	<b>187</b> Aged Bronze	2.051
<b>030</b> Copper PVD	1.922	<b>713</b> Antique Brass	2.051
<b>708</b> Copper Brushed PVD	2.051	<b>279</b> Matte White	1.568
<b>735</b> Warm Bronze PVD	1.922		



**15186**

Wall-mounted adjustable and antilimestone showerhead  
Soffione anticalcare a soffitto orientabile

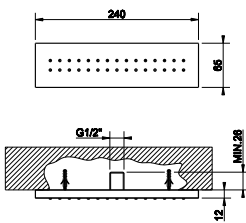
<b>031</b> Chrome	1.235	<b>726</b> Warm Bronze Br. PVD	1.951
<b>149</b> Finox Brushed Nickel	1.602	<b>710</b> Brass PVD	1.827
<b>299</b> Matte Black	1.489	<b>727</b> Brass Brushed PVD	1.951
<b>720</b> Nickel PVD	1.827	<b>246</b> Gold PVD	2.075
<b>706</b> Black Metal PVD	1.827	<b>845</b> Dark Bronze	1.951
<b>707</b> Black Metal Br. PVD	1.951	<b>187</b> Aged Bronze	1.951
<b>030</b> Copper PVD	1.827	<b>713</b> Antique Brass	1.951
<b>708</b> Copper Brushed PVD	1.951	<b>279</b> Matte White	1.489
<b>735</b> Warm Bronze PVD	1.827		



**15199**

Ceiling-mounted antilimestone showerhead, length on request  
Soffione anticalcare a soffitto braccio altezza personalizzabile

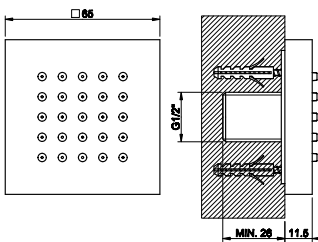

<b>031</b> Chrome	1.640	<b>726</b> Warm Bronze Br. PVD	2.589
<b>149</b> Finox Brushed Nickel	2.127	<b>710</b> Brass PVD	2.425
<b>299</b> Matte Black	1.992	<b>727</b> Brass Brushed PVD	2.589
<b>720</b> Nickel PVD	2.425	<b>246</b> Gold PVD	2.756
<b>706</b> Black Metal PVD	2.425	<b>845</b> Dark Bronze	2.589
<b>707</b> Black Metal Br. PVD	2.589	<b>187</b> Aged Bronze	2.589
<b>030</b> Copper PVD	2.425	<b>713</b> Antique Brass	2.589
<b>708</b> Copper Brushed PVD	2.589	<b>279</b> Matte White	1.992
<b>735</b> Warm Bronze PVD	2.425		



**32975**

Lateral body jet  
Soffione laterale

<b>031</b> Chrome	507	<b>735</b> Warm Bronze PVD	750
<b>149</b> Finox Brushed Nickel	735	<b>726</b> Warm Bronze Br. PVD	802
<b>299</b> Matte Black	768	<b>710</b> Brass PVD	750
<b>720</b> Nickel PVD	750	<b>727</b> Brass Brushed PVD	802
<b>706</b> Black Metal PVD	750	<b>080</b> Gold CCP	1.155
<b>707</b> Black Metal Br. PVD	802	<b>087</b> Gold Brushed CCP	1.155
<b>030</b> Copper PVD	750	<b>713</b> Antique Brass	802
<b>708</b> Copper Brushed PVD	802	<b>279</b> Matte White	768



**32973**

Lateral body jet  
Soffione laterale

<b>031</b> Chrome	233	<b>735</b> Warm Bronze PVD	344
<b>149</b> Finox Brushed Nickel	335	<b>726</b> Warm Bronze Br. PVD	369
<b>299</b> Matte Black	291	<b>710</b> Brass PVD	344
<b>720</b> Nickel PVD	344	<b>727</b> Brass Brushed PVD	369
<b>706</b> Black Metal PVD	344	<b>080</b> Gold CCP	529
<b>707</b> Black Metal Br. PVD	369	<b>087</b> Gold Brushed CCP	529
<b>030</b> Copper PVD	344	<b>713</b> Antique Brass	367
<b>708</b> Copper Brushed PVD	369	<b>279</b> Matte White	291





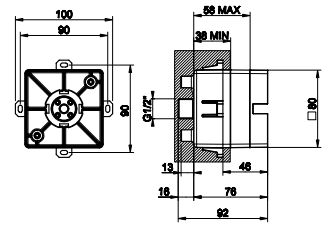
**32987**

Built-in part lateral and adjustable body jet  
 Parte incasso Soffione laterale orientabile



<b>031</b> Chrome	157
-------------------	-----

**32987+32984**

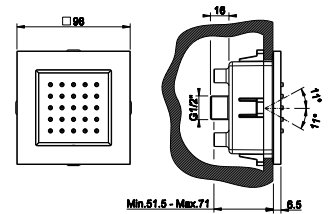


**32984**

External parts for adjustable lateral body jet  
 Parte esterna Soffione laterale orientabile



<b>031</b> Chrome	309	<b>735</b> Warm Bronze PVD	532
<b>149</b> Finox Brushed Nickel	436	<b>726</b> Warm Bronze Br. PVD	590
<b>299</b> Matte Black	426	<b>710</b> Brass PVD	532
<b>720</b> Nickel PVD	532	<b>727</b> Brass Brushed PVD	590
<b>706</b> Black Metal PVD	532	<b>080</b> Gold CCP	900
<b>707</b> Black Metal Br. PVD	590	<b>087</b> Gold Brushed CCP	900
<b>030</b> Copper PVD	532	<b>713</b> Antique Brass	490
<b>708</b> Copper Brushed PVD	590	<b>279</b> Matte White	434

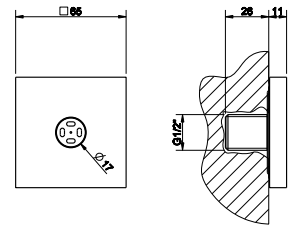


**32979**

Lateral nebulizer  
 Nebulizzatore laterale




<b>031</b> Chrome	202	<b>735</b> Warm Bronze PVD	297
<b>149</b> Finox Brushed Nickel	258	<b>726</b> Warm Bronze Br. PVD	320
<b>299</b> Matte Black	252	<b>710</b> Brass PVD	297
<b>720</b> Nickel PVD	297	<b>727</b> Brass Brushed PVD	320
<b>706</b> Black Metal PVD	297	<b>080</b> Gold CCP	456
<b>707</b> Black Metal Br. PVD	320	<b>087</b> Gold Brushed CCP	456
<b>030</b> Copper PVD	297	<b>713</b> Antique Brass	319
<b>708</b> Copper Brushed PVD	320	<b>279</b> Matte White	252

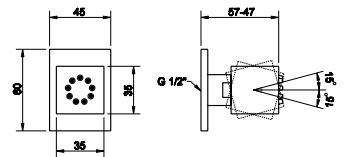


**20172**

adjustable lateral body jet  
 Soffione laterale orientabile



<b>031</b> Chrome	191	<b>735</b> Warm Bronze PVD	281
<b>149</b> Finox Brushed Nickel	248	<b>726</b> Warm Bronze Br. PVD	302
<b>299</b> Matte Black	241	<b>710</b> Brass PVD	281
<b>720</b> Nickel PVD	281	<b>727</b> Brass Brushed PVD	302
<b>706</b> Black Metal PVD	281	<b>080</b> Gold CCP	434
<b>707</b> Black Metal Br. PVD	302	<b>087</b> Gold Brushed CCP	434
<b>030</b> Copper PVD	281	<b>713</b> Antique Brass	307
<b>708</b> Copper Brushed PVD	302		

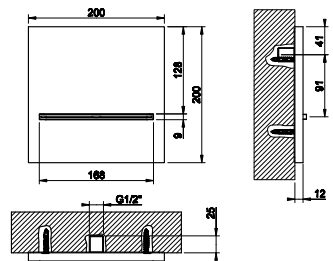


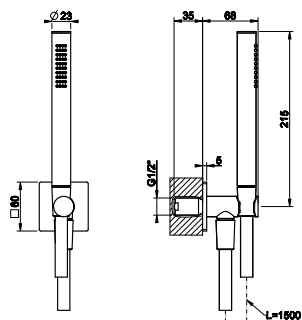
**20295**

Wall-fixing cascade shower spout to be completed with separate control (not included)  
 Bocca Doccia a parete a cascata . Da completare con comando remoto



<b>239</b> Steel Brushed	794	<b>710</b> Brass PVD	1.175
<b>238</b> Mirror Steel	794	<b>727</b> Brass Brushed PVD	1.255
<b>299</b> Matte Black	1.073	<b>246</b> Gold PVD	1.334
<b>720</b> Nickel PVD	1.175	<b>080</b> Gold CCP	1.811
<b>706</b> Black Metal PVD	1.175	<b>087</b> Gold Brushed CCP	1.811
<b>707</b> Black Metal Br. PVD	1.255	<b>845</b> Dark Bronze	1.255
<b>030</b> Copper PVD	1.175	<b>187</b> Aged Bronze	1.255
<b>708</b> Copper Brushed PVD	1.255	<b>713</b> Antique Brass	1.255
<b>735</b> Warm Bronze PVD	1.175	<b>279</b> Matte White	1.073
<b>726</b> Warm Bronze Br. PVD	1.255		



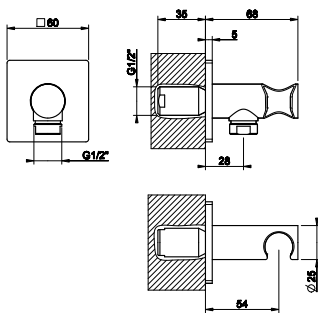


**73523**

Shower set with water outlet, antilimestone handshower and 1,50 m flexible hose.

Set doccia con presa acqua, doccetta anticalcare e flessibile 1,50 m.

031	Chrome	364	708	Copper Brushed PVD	575
149	Finox Brushed Nickel	492	735	Warm Bronze PVD	539
299	Matte Black	492	726	Warm Bronze Br. PVD	575
706	Black Metal PVD	539	710	Brass PVD	539
707	Black Metal Br. PVD	575	727	Brass Brushed PVD	575
030	Copper PVD			539	

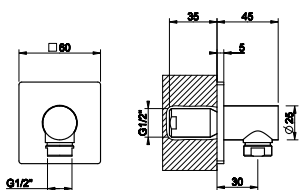


**73061**

Water outlet with handshower hook.

Presa acqua con supporto doccetta.

031	Chrome	205	708	Copper Brushed PVD	325
149	Finox Brushed Nickel	278	735	Warm Bronze PVD	304
299	Matte Black	278	726	Warm Bronze Br. PVD	325
706	Black Metal PVD	304	710	Brass PVD	304
707	Black Metal Br. PVD	325	727	Brass Brushed PVD	325
030	Copper PVD			304	

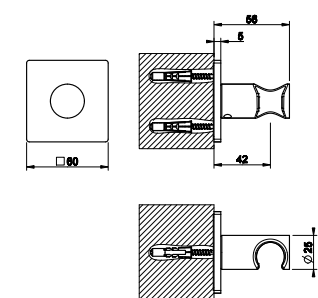


**73069**

Water outlet.

Presa acqua.

031	Chrome	147	708	Copper Brushed PVD	234
149	Finox Brushed Nickel	199	735	Warm Bronze PVD	219
299	Matte Black	199	726	Warm Bronze Br. PVD	234
706	Black Metal PVD	219	710	Brass PVD	219
707	Black Metal Br. PVD	234	727	Brass Brushed PVD	234
030	Copper PVD			219	

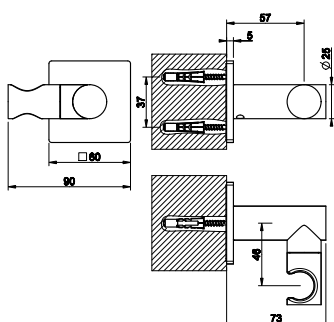


**73057**

Fixing handshower hook.

Supporto fisso per doccetta.

031	Chrome	118	708	Copper Brushed PVD	186
149	Finox Brushed Nickel	160	735	Warm Bronze PVD	175
299	Matte Black	160	726	Warm Bronze Br. PVD	186
706	Black Metal PVD	175	710	Brass PVD	175
707	Black Metal Br. PVD	186	727	Brass Brushed PVD	186
030	Copper PVD			175	



**73060**

Adjustable handshower hook.

Supporto duplex orientabile per doccetta.

031	Chrome	256	708	Copper Brushed PVD	404
149	Finox Brushed Nickel	346	735	Warm Bronze PVD	378
299	Matte Black	346	726	Warm Bronze Br. PVD	404
706	Black Metal PVD	378	710	Brass PVD	378
707	Black Metal Br. PVD	404	727	Brass Brushed PVD	404
030	Copper PVD			378	

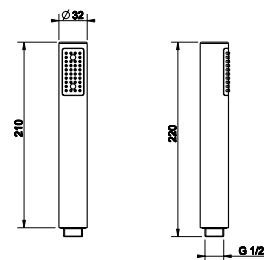




**14372**

Antilimescale handshower.  
Doccetta anticalcare.

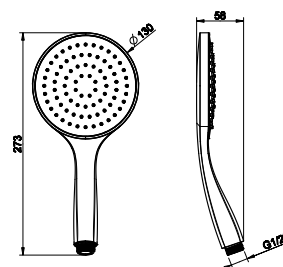
<b>031</b> Chrome	53	<b>726</b> Warm Bronze Br. PVD	182
<b>149</b> Finox Brushed Nickel	89	<b>710</b> Brass PVD	165
<b>299</b> Matte Black	88	<b>727</b> Brass Brushed PVD	182
<b>720</b> Nickel PVD	165	<b>246</b> Gold PVD	201
<b>706</b> Black Metal PVD	165	<b>845</b> Dark Bronze	182
<b>707</b> Black Metal Br. PVD	182	<b>187</b> Aged Bronze	182
<b>030</b> Copper PVD	165	<b>713</b> Antique Brass	182
<b>708</b> Copper Brushed PVD	182	<b>279</b> Matte White	93
<b>735</b> Warm Bronze PVD	165		



**14370**

antilimescale handshower  
Doccetta anticalcare

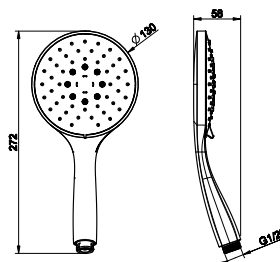
<b>031</b> Chrome	75	<b>735</b> Warm Bronze PVD	173
<b>149</b> Finox Brushed Nickel	150	<b>726</b> Warm Bronze Br. PVD	185
<b>299</b> Matte Black	150	<b>710</b> Brass PVD	173
<b>147</b> Chrome Brushed	150	<b>727</b> Brass Brushed PVD	185
<b>720</b> Nickel PVD	173	<b>246</b> Gold PVD	196
<b>706</b> Black Metal PVD	173	<b>845</b> Dark Bronze	185
<b>707</b> Black Metal Br. PVD	185	<b>187</b> Aged Bronze	185
<b>030</b> Copper PVD	173	<b>713</b> Antique Brass	185
<b>708</b> Copper Brushed PVD	185	<b>279</b> Matte White	150



**14376**

Three-setting antilimescale handshower with white insert  
Doccetta anticalcare tre getti con inserto bianco

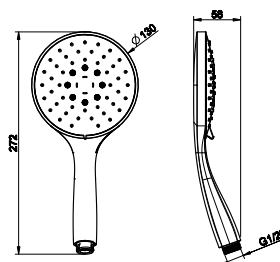
<b>031</b> Chrome	160	<b>735</b> Warm Bronze PVD	253
<b>149</b> Finox Brushed Nickel	216	<b>726</b> Warm Bronze Br. PVD	269
<b>299</b> Matte Black	216	<b>710</b> Brass PVD	253
<b>147</b> Chrome Brushed	216	<b>727</b> Brass Brushed PVD	269
<b>720</b> Nickel PVD	253	<b>246</b> Gold PVD	285
<b>706</b> Black Metal PVD	253	<b>845</b> Dark Bronze	269
<b>707</b> Black Metal Br. PVD	269	<b>187</b> Aged Bronze	269
<b>030</b> Copper PVD	253	<b>713</b> Antique Brass	269
<b>708</b> Copper Brushed PVD	269	<b>279</b> Matte White	216



**14378**

Three-setting antilimescale handshower with black insert.  
Doccetta anticalcare tre-getti con inserto nero.

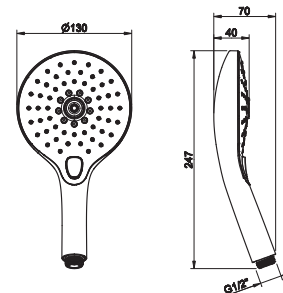
<b>031</b> Chrome	160	<b>735</b> Warm Bronze PVD	253
<b>149</b> Finox Brushed Nickel	216	<b>726</b> Warm Bronze Br. PVD	269
<b>299</b> Matte Black	216	<b>710</b> Brass PVD	253
<b>147</b> Chrome Brushed	216	<b>727</b> Brass Brushed PVD	269
<b>720</b> Nickel PVD	253	<b>246</b> Gold PVD	285
<b>706</b> Black Metal PVD	253	<b>845</b> Dark Bronze	269
<b>707</b> Black Metal Br. PVD	269	<b>187</b> Aged Bronze	269
<b>030</b> Copper PVD	253	<b>713</b> Antique Brass	269
<b>708</b> Copper Brushed PVD	269	<b>279</b> Matte White	216

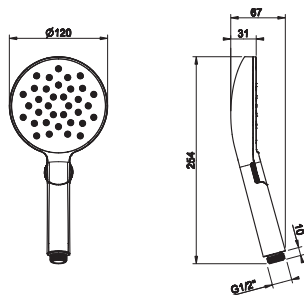


**47351**

Three-jets anti-limescale hand shower with push button selector  
Doccetta anticalcare tre getti con selettore a pulsante

<b>031</b> Chrome	124	<b>735</b> Warm Bronze PVD	196
<b>149</b> Finox Brushed Nickel	168	<b>726</b> Warm Bronze Br. PVD	209
<b>299</b> Matte Black	168	<b>710</b> Brass PVD	196
<b>147</b> Chrome Brushed	168	<b>727</b> Brass Brushed PVD	209
<b>720</b> Nickel PVD	196	<b>246</b> Gold PVD	221
<b>706</b> Black Metal PVD	196	<b>845</b> Dark Bronze	209
<b>707</b> Black Metal Br. PVD	209	<b>187</b> Aged Bronze	209
<b>030</b> Copper PVD	196	<b>713</b> Antique Brass	209
<b>708</b> Copper Brushed PVD	209	<b>279</b> Matte White	168



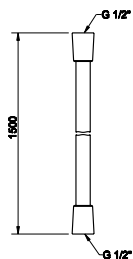


**47350**

Two function anti-limescale hand shower with wheel selector with black insert.

Doccetta anticalcare due funzioni con selettore a rotella con inserto nero.

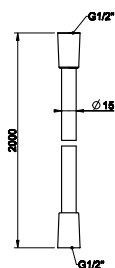
<b>031</b> Chrome	124	<b>735</b> Warm Bronze PVD	196
<b>149</b> Finox Brushed Nickel	168	<b>726</b> Warm Bronze Br. PVD	209
<b>299</b> Matte Black	168	<b>710</b> Brass PVD	196
<b>147</b> Chrome Brushed	168	<b>727</b> Brass Brushed PVD	209
<b>720</b> Nickel PVD	196	<b>246</b> Gold PVD	221
<b>706</b> Black Metal PVD	196	<b>845</b> Dark Bronze	209
<b>707</b> Black Metal Br. PVD	209	<b>187</b> Aged Bronze	209
<b>030</b> Copper PVD	196	<b>713</b> Antique Brass	209
<b>708</b> Copper Brushed PVD	209	<b>279</b> Matte White	168



**01637**

1,50 m Cromalux flexible hose with conic 1/2" connections  
Flessibile Cromalux lunghezza 1,50 m con attacco da 1/2" conico

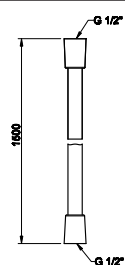
<b>031</b> Chrome	55	<b>710</b> Brass PVD	87
<b>149</b> Finox Brushed Nickel	62	<b>727</b> Brass Brushed PVD	93
<b>299</b> Matte Black	103	<b>246</b> Gold PVD	102
<b>720</b> Nickel PVD	79	<b>080</b> Gold CCP	91
<b>706</b> Black Metal PVD	87	<b>087</b> Gold Brushed CCP	91
<b>707</b> Black Metal Br. PVD	93	<b>845</b> Dark Bronze	93
<b>030</b> Copper PVD	87	<b>187</b> Aged Bronze	102
<b>708</b> Copper Brushed PVD	93	<b>713</b> Antique Brass	102
<b>735</b> Warm Bronze PVD	87	<b>279</b> Matte White	103
<b>726</b> Warm Bronze Br. PVD	93		



**28746**

2,00 m Cromalux flexible hose with conic 1/2" connections  
Flessibile Cromalux lunghezza 2,00 m con attacco da 1/2" conico

<b>031</b> Chrome	65	<b>710</b> Brass PVD	103
<b>149</b> Finox Brushed Nickel	79	<b>727</b> Brass Brushed PVD	110
<b>299</b> Matte Black	116	<b>246</b> Gold PVD	116
<b>720</b> Nickel PVD	93	<b>080</b> Gold CCP	111
<b>706</b> Black Metal PVD	103	<b>087</b> Gold Brushed CCP	111
<b>707</b> Black Metal Br. PVD	110	<b>845</b> Dark Bronze	110
<b>030</b> Copper PVD	103	<b>187</b> Aged Bronze	129
<b>708</b> Copper Brushed PVD	110	<b>713</b> Antique Brass	129
<b>735</b> Warm Bronze PVD	103	<b>279</b> Matte White	116
<b>726</b> Warm Bronze Br. PVD	110		



**54137**

1,50 m Darkflex black flexible hose and cap in finish  
Flessibile Darkflex nero e calotta in finitura, lunghezza 1,50 m

<b>031</b> Chrome	69	<b>735</b> Warm Bronze PVD	110
<b>239</b> Steel Brushed	94	<b>726</b> Warm Bronze Br. PVD	116
<b>299</b> Matte Black	93	<b>710</b> Brass PVD	110
<b>720</b> Nickel PVD	94	<b>727</b> Brass Brushed PVD	116
<b>706</b> Black Metal PVD	110	<b>845</b> Dark Bronze	94
<b>707</b> Black Metal Br. PVD	116	<b>187</b> Aged Bronze	94
<b>030</b> Copper PVD	110	<b>713</b> Antique Brass	94
<b>708</b> Copper Brushed PVD	116		









# INVERSO

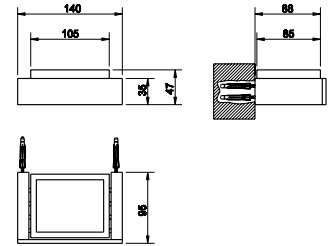
ACCESSORIES

**20801**

Wall-mounted soap dish, white  
Porta sapone a parete bianco



<b>031</b> Chrome	258	<b>726</b> Warm Bronze Br. PVD	407
<b>149</b> Finox Brushed Nickel	321	<b>710</b> Brass PVD	382
<b>720</b> Nickel PVD	382	<b>727</b> Brass Brushed PVD	407
<b>706</b> Black Metal PVD	382	<b>080</b> Gold CCP	568
<b>707</b> Black Metal Br. PVD	407	<b>087</b> Gold Brushed CCP	568
<b>030</b> Copper PVD	382	<b>187</b> Aged Bronze	408
<b>708</b> Copper Brushed PVD	407	<b>713</b> Antique Brass	408
<b>735</b> Warm Bronze PVD	382	<b>099</b> Black XL	320

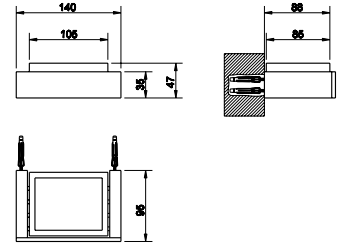


**20802**

Wall-mounted soap dish, black  
Porta sapone a parete nero



<b>031</b> Chrome	258	<b>726</b> Warm Bronze Br. PVD	407
<b>149</b> Finox Brushed Nickel	321	<b>710</b> Brass PVD	382
<b>720</b> Nickel PVD	382	<b>727</b> Brass Brushed PVD	407
<b>706</b> Black Metal PVD	382	<b>080</b> Gold CCP	568
<b>707</b> Black Metal Br. PVD	407	<b>087</b> Gold Brushed CCP	568
<b>030</b> Copper PVD	382	<b>187</b> Aged Bronze	408
<b>708</b> Copper Brushed PVD	407	<b>713</b> Antique Brass	408
<b>735</b> Warm Bronze PVD	382	<b>099</b> Black XL	320

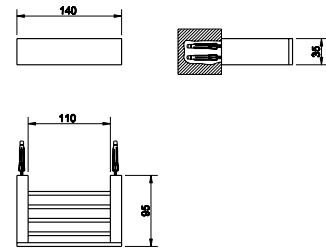


**20804**

Wall-mounted holder  
Porta oggetti a parete



<b>031</b> Chrome	206	<b>726</b> Warm Bronze Br. PVD	325
<b>149</b> Finox Brushed Nickel	269	<b>710</b> Brass PVD	305
<b>720</b> Nickel PVD	305	<b>727</b> Brass Brushed PVD	325
<b>706</b> Black Metal PVD	305	<b>080</b> Gold CCP	454
<b>707</b> Black Metal Br. PVD	325	<b>087</b> Gold Brushed CCP	454
<b>030</b> Copper PVD	305	<b>187</b> Aged Bronze	326
<b>708</b> Copper Brushed PVD	325	<b>713</b> Antique Brass	326
<b>735</b> Warm Bronze PVD	305	<b>099</b> Black XL	260

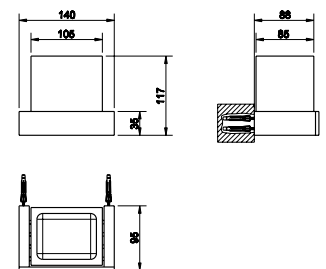


**20807**

Wall-mounted holder, white  
Porta bicchiere a parete bianco



<b>031</b> Chrome	258	<b>726</b> Warm Bronze Br. PVD	407
<b>149</b> Finox Brushed Nickel	321	<b>710</b> Brass PVD	382
<b>720</b> Nickel PVD	382	<b>727</b> Brass Brushed PVD	407
<b>706</b> Black Metal PVD	382	<b>080</b> Gold CCP	568
<b>707</b> Black Metal Br. PVD	407	<b>087</b> Gold Brushed CCP	568
<b>030</b> Copper PVD	382	<b>187</b> Aged Bronze	408
<b>708</b> Copper Brushed PVD	407	<b>713</b> Antique Brass	408
<b>735</b> Warm Bronze PVD	382	<b>099</b> Black XL	320

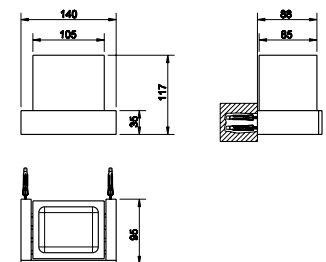


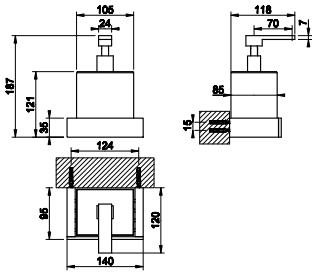
**20808**

Wall-mounted holder, black  
Porta bicchiere a parete nero



<b>031</b> Chrome	258	<b>708</b> Copper Brushed PVD	407
<b>149</b> Finox Brushed Nickel	321	<b>735</b> Warm Bronze PVD	382
<b>720</b> Nickel PVD	382	<b>726</b> Warm Bronze Br. PVD	407
<b>706</b> Black Metal PVD	382	<b>710</b> Brass PVD	382
<b>707</b> Black Metal Br. PVD	407	<b>727</b> Brass Brushed PVD	407
<b>030</b> Copper PVD	382	<b>099</b> Black XL	320

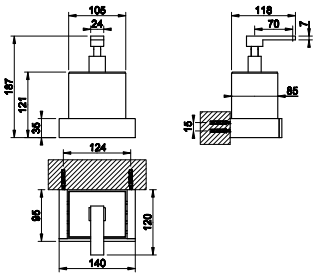




**20813**

Wall-mounted liquid soap dispenser , white  
Dispenser a parete bianco

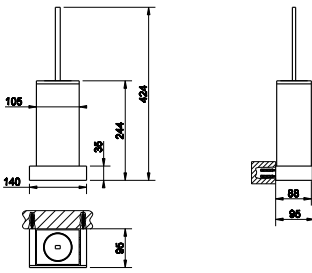
<b>031</b> Chrome	390	<b>726</b> Warm Bronze Br. PVD	616
<b>149</b> Finox Brushed Nickel	488	<b>710</b> Brass PVD	578
<b>720</b> Nickel PVD	578	<b>727</b> Brass Brushed PVD	616
<b>706</b> Black Metal PVD	578	<b>080</b> Gold CCP	858
<b>707</b> Black Metal Br. PVD	616	<b>087</b> Gold Brushed CCP	858
<b>030</b> Copper PVD	578	<b>187</b> Aged Bronze	617
<b>708</b> Copper Brushed PVD	616	<b>713</b> Antique Brass	617
<b>735</b> Warm Bronze PVD	578	<b>099</b> Black XL	492



**20814**

Wall-mounted liquid soap dispenser - black  
Dispenser a parete nero

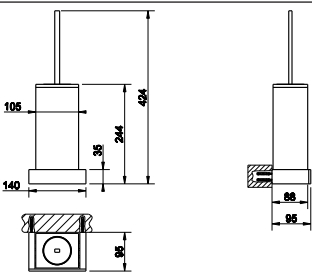
<b>031</b> Chrome	390	<b>726</b> Warm Bronze Br. PVD	616
<b>149</b> Finox Brushed Nickel	488	<b>710</b> Brass PVD	578
<b>720</b> Nickel PVD	578	<b>727</b> Brass Brushed PVD	616
<b>706</b> Black Metal PVD	578	<b>080</b> Gold CCP	858
<b>707</b> Black Metal Br. PVD	616	<b>087</b> Gold Brushed CCP	858
<b>030</b> Copper PVD	578	<b>187</b> Aged Bronze	617
<b>708</b> Copper Brushed PVD	616	<b>713</b> Antique Brass	617
<b>735</b> Warm Bronze PVD	578	<b>099</b> Black XL	492



**20819**

White wall-mounted brush holder  
Porta scopino a parete bianco

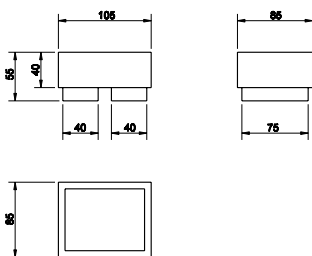
<b>031</b> Chrome	426	<b>726</b> Warm Bronze Br. PVD	671
<b>149</b> Finox Brushed Nickel	551	<b>710</b> Brass PVD	629
<b>720</b> Nickel PVD	629	<b>727</b> Brass Brushed PVD	671
<b>706</b> Black Metal PVD	629	<b>080</b> Gold CCP	938
<b>707</b> Black Metal Br. PVD	671	<b>087</b> Gold Brushed CCP	938
<b>030</b> Copper PVD	629	<b>187</b> Aged Bronze	674
<b>708</b> Copper Brushed PVD	671	<b>713</b> Antique Brass	674
<b>735</b> Warm Bronze PVD	629	<b>099</b> Black XL	530



**20820**

Black wall-mounted brush holder  
Porta scopino a parete nero

<b>031</b> Chrome	426	<b>726</b> Warm Bronze Br. PVD	671
<b>149</b> Finox Brushed Nickel	551	<b>710</b> Brass PVD	629
<b>720</b> Nickel PVD	629	<b>727</b> Brass Brushed PVD	671
<b>706</b> Black Metal PVD	629	<b>080</b> Gold CCP	938
<b>707</b> Black Metal Br. PVD	671	<b>087</b> Gold Brushed CCP	938
<b>030</b> Copper PVD	629	<b>187</b> Aged Bronze	674
<b>708</b> Copper Brushed PVD	671	<b>713</b> Antique Brass	674
<b>735</b> Warm Bronze PVD	629	<b>099</b> Black XL	530



**20825**

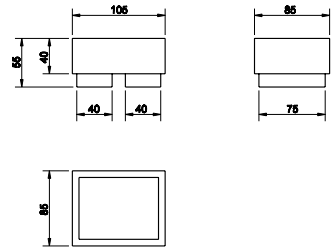
White standing soap holder  
Porta sapone d'appoggio bianco

<b>031</b> Chrome	163	<b>726</b> Warm Bronze Br. PVD	259
<b>149</b> Finox Brushed Nickel	195	<b>710</b> Brass PVD	242
<b>720</b> Nickel PVD	242	<b>727</b> Brass Brushed PVD	259
<b>706</b> Black Metal PVD	242	<b>080</b> Gold CCP	359
<b>707</b> Black Metal Br. PVD	259	<b>087</b> Gold Brushed CCP	359
<b>030</b> Copper PVD	242	<b>187</b> Aged Bronze	258
<b>708</b> Copper Brushed PVD	259	<b>713</b> Antique Brass	258
<b>735</b> Warm Bronze PVD	242	<b>099</b> Black XL	197



**20826**

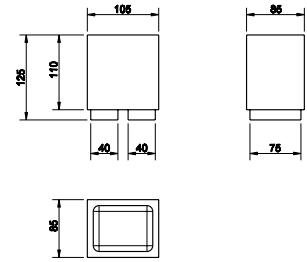
Black standing soap holder  
Porta sapone d'appoggio nero



<b>031</b> Chrome	163	<b>726</b> Warm Bronze Br. PVD	259
<b>149</b> Finox Brushed Nickel	195	<b>710</b> Brass PVD	242
<b>720</b> Nickel PVD	242	<b>727</b> Brass Brushed PVD	259
<b>706</b> Black Metal PVD	242	<b>080</b> Gold CCP	359
<b>707</b> Black Metal Br. PVD	259	<b>087</b> Gold Brushed CCP	359
<b>030</b> Copper PVD	242	<b>187</b> Aged Bronze	258
<b>708</b> Copper Brushed PVD	259	<b>713</b> Antique Brass	258
<b>735</b> Warm Bronze PVD	242	<b>099</b> Black XL	197

**20831**

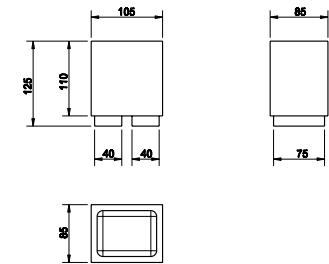
Standing tumbler holder white  
Bicchere d'appoggio bianco



<b>031</b> Chrome	163	<b>726</b> Warm Bronze Br. PVD	297
<b>149</b> Finox Brushed Nickel	195	<b>710</b> Brass PVD	242
<b>720</b> Nickel PVD	278	<b>727</b> Brass Brushed PVD	297
<b>706</b> Black Metal PVD	242	<b>080</b> Gold CCP	359
<b>707</b> Black Metal Br. PVD	297	<b>087</b> Gold Brushed CCP	359
<b>030</b> Copper PVD	242	<b>187</b> Aged Bronze	258
<b>708</b> Copper Brushed PVD	297	<b>713</b> Antique Brass	258
<b>735</b> Warm Bronze PVD	242	<b>099</b> Black XL	197

**20832**

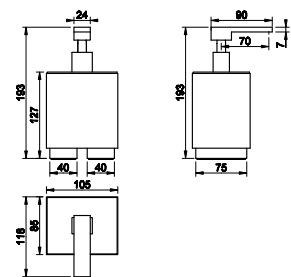
Standing tumbler holder black  
Bicchere d'appoggio nero



<b>031</b> Chrome	163	<b>726</b> Warm Bronze Br. PVD	259
<b>149</b> Finox Brushed Nickel	195	<b>710</b> Brass PVD	242
<b>720</b> Nickel PVD	242	<b>727</b> Brass Brushed PVD	259
<b>706</b> Black Metal PVD	242	<b>080</b> Gold CCP	359
<b>707</b> Black Metal Br. PVD	259	<b>087</b> Gold Brushed CCP	359
<b>030</b> Copper PVD	242	<b>187</b> Aged Bronze	258
<b>708</b> Copper Brushed PVD	259	<b>713</b> Antique Brass	258
<b>735</b> Warm Bronze PVD	242	<b>099</b> Black XL	197

**20837**

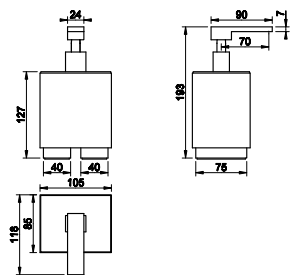
Standing Soap dispenser white  
Dispenser d'appoggio bianco



<b>031</b> Chrome	282	<b>726</b> Warm Bronze Br. PVD	446
<b>149</b> Finox Brushed Nickel	338	<b>710</b> Brass PVD	416
<b>720</b> Nickel PVD	416	<b>727</b> Brass Brushed PVD	446
<b>706</b> Black Metal PVD	416	<b>080</b> Gold CCP	621
<b>707</b> Black Metal Br. PVD	446	<b>087</b> Gold Brushed CCP	621
<b>030</b> Copper PVD	416	<b>187</b> Aged Bronze	446
<b>708</b> Copper Brushed PVD	446	<b>713</b> Antique Brass	446
<b>735</b> Warm Bronze PVD	416	<b>099</b> Black XL	340

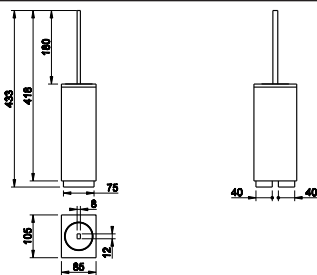
**20838**

Black standing Soap dispenser  
Dispenser d'appoggio nero



<b>031</b> Chrome	282	<b>726</b> Warm Bronze Br. PVD	513
<b>149</b> Finox Brushed Nickel	338	<b>710</b> Brass PVD	416
<b>720</b> Nickel PVD	479	<b>727</b> Brass Brushed PVD	513
<b>706</b> Black Metal PVD	416	<b>080</b> Gold CCP	621
<b>707</b> Black Metal Br. PVD	513	<b>087</b> Gold Brushed CCP	621
<b>030</b> Copper PVD	416	<b>187</b> Aged Bronze	446
<b>708</b> Copper Brushed PVD	513	<b>713</b> Antique Brass	446
<b>735</b> Warm Bronze PVD	416	<b>099</b> Black XL	340

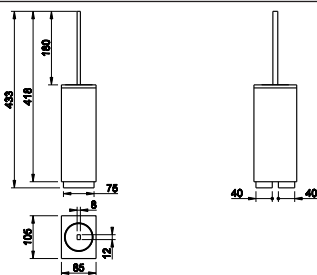




**20843**

White standing brush holder  
Porta scopino d'appoggio bianco

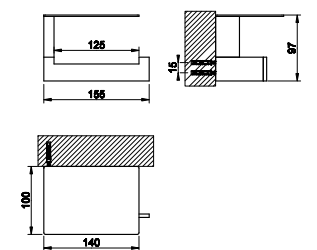
<b>031</b> Chrome	293	<b>726</b> Warm Bronze Br. PVD	462
<b>149</b> Finox Brushed Nickel	383	<b>710</b> Brass PVD	433
<b>720</b> Nickel PVD	433	<b>727</b> Brass Brushed PVD	462
<b>706</b> Black Metal PVD	433	<b>080</b> Gold CCP	645
<b>707</b> Black Metal Br. PVD	462	<b>087</b> Gold Brushed CCP	645
<b>030</b> Copper PVD	433	<b>187</b> Aged Bronze	463
<b>708</b> Copper Brushed PVD	462	<b>713</b> Antique Brass	463
<b>735</b> Warm Bronze PVD	433	<b>099</b> Black XL	369



**20844**

Black standing brush holder  
Porta scopino d'appoggio nero

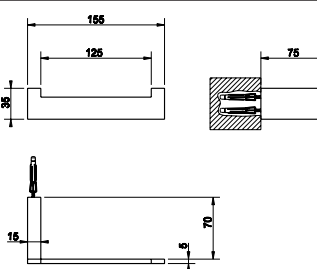
<b>031</b> Chrome	293	<b>726</b> Warm Bronze Br. PVD	462
<b>149</b> Finox Brushed Nickel	383	<b>710</b> Brass PVD	433
<b>720</b> Nickel PVD	433	<b>727</b> Brass Brushed PVD	462
<b>706</b> Black Metal PVD	433	<b>080</b> Gold CCP	645
<b>707</b> Black Metal Br. PVD	462	<b>087</b> Gold Brushed CCP	645
<b>030</b> Copper PVD	433	<b>187</b> Aged Bronze	463
<b>708</b> Copper Brushed PVD	462	<b>713</b> Antique Brass	463
<b>735</b> Warm Bronze PVD	433	<b>099</b> Black XL	369



**20849**

Wall-mounted paper roll holder with cover  
Porta rotolo a parete con coperchio

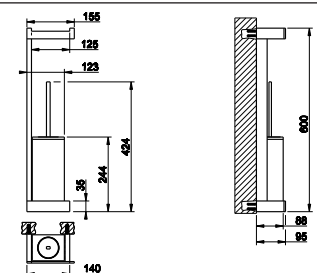
<b>031</b> Chrome	290	<b>726</b> Warm Bronze Br. PVD	457
<b>149</b> Finox Brushed Nickel	377	<b>710</b> Brass PVD	429
<b>720</b> Nickel PVD	429	<b>727</b> Brass Brushed PVD	457
<b>706</b> Black Metal PVD	429	<b>080</b> Gold CCP	638
<b>707</b> Black Metal Br. PVD	457	<b>087</b> Gold Brushed CCP	638
<b>030</b> Copper PVD	429	<b>187</b> Aged Bronze	459
<b>708</b> Copper Brushed PVD	457	<b>713</b> Antique Brass	459
<b>735</b> Warm Bronze PVD	429	<b>099</b> Black XL	378



**20855**

Paper-roll holder for horizontal/vertical installation  
Porta rotolo a parete orizzontale o verticale

<b>031</b> Chrome	206	<b>726</b> Warm Bronze Br. PVD	327
<b>149</b> Finox Brushed Nickel	267	<b>710</b> Brass PVD	305
<b>720</b> Nickel PVD	305	<b>727</b> Brass Brushed PVD	327
<b>706</b> Black Metal PVD	305	<b>080</b> Gold CCP	454
<b>707</b> Black Metal Br. PVD	327	<b>087</b> Gold Brushed CCP	454
<b>030</b> Copper PVD	305	<b>187</b> Aged Bronze	326
<b>708</b> Copper Brushed PVD	327	<b>713</b> Antique Brass	326
<b>735</b> Warm Bronze PVD	305	<b>099</b> Black XL	270



**20867**

Wall-mounted column with paper roll holder and white brush holder  
Colonna a parete con porta rotolo e porta scopino bianco

<b>031</b> Chrome	576	<b>726</b> Warm Bronze Br. PVD	910
<b>149</b> Finox Brushed Nickel	723	<b>710</b> Brass PVD	852
<b>720</b> Nickel PVD	852	<b>727</b> Brass Brushed PVD	910
<b>706</b> Black Metal PVD	852	<b>080</b> Gold CCP	1.268
<b>707</b> Black Metal Br. PVD	910	<b>087</b> Gold Brushed CCP	1.268
<b>030</b> Copper PVD	852	<b>187</b> Aged Bronze	911
<b>708</b> Copper Brushed PVD	910	<b>713</b> Antique Brass	911
<b>735</b> Warm Bronze PVD	852	<b>099</b> Black XL	728



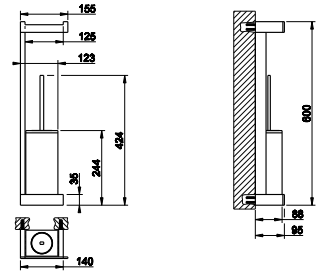




**20868**

Wall-mounted column with paper roll holder and black brush holder  
Colonna a parete con porta rotolo e porta scopino nero

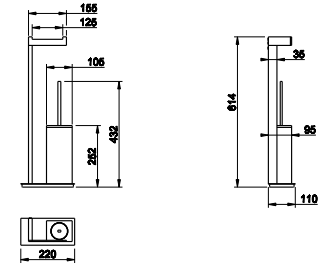
<b>031</b> Chrome	576	<b>726</b> Warm Bronze Br. PVD	910
<b>149</b> Finox Brushed Nickel	723	<b>710</b> Brass PVD	852
<b>720</b> Nickel PVD	852	<b>727</b> Brass Brushed PVD	910
<b>706</b> Black Metal PVD	852	<b>080</b> Gold CCP	1.268
<b>707</b> Black Metal Br. PVD	910	<b>087</b> Gold Brushed CCP	1.268
<b>030</b> Copper PVD	852	<b>187</b> Aged Bronze	911
<b>708</b> Copper Brushed PVD	910	<b>713</b> Antique Brass	911
<b>735</b> Warm Bronze PVD	852	<b>099</b> Black XL	728



**20933**

Standing set with paper roll holder and white brush holder  
Piantana da terra con porta rotolo e porta scopino bianco

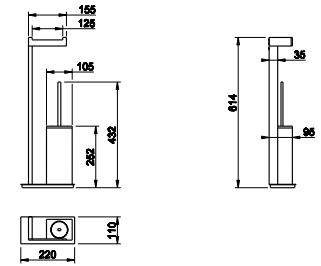
<b>031</b> Chrome	592	<b>726</b> Warm Bronze Br. PVD	935
<b>149</b> Finox Brushed Nickel	744	<b>710</b> Brass PVD	875
<b>720</b> Nickel PVD	875	<b>727</b> Brass Brushed PVD	935
<b>706</b> Black Metal PVD	875	<b>080</b> Gold CCP	1.303
<b>707</b> Black Metal Br. PVD	935	<b>087</b> Gold Brushed CCP	1.303
<b>030</b> Copper PVD	875	<b>187</b> Aged Bronze	936
<b>708</b> Copper Brushed PVD	935	<b>713</b> Antique Brass	936
<b>735</b> Warm Bronze PVD	875	<b>099</b> Black XL	748



**20934**

Standing set with paper roll holder and black brush holder  
Piantana da terra con porta rotolo e porta scopino nero

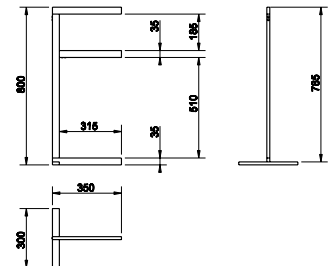
<b>031</b> Chrome	592	<b>726</b> Warm Bronze Br. PVD	935
<b>149</b> Finox Brushed Nickel	744	<b>710</b> Brass PVD	875
<b>720</b> Nickel PVD	875	<b>727</b> Brass Brushed PVD	935
<b>706</b> Black Metal PVD	875	<b>080</b> Gold CCP	1.303
<b>707</b> Black Metal Br. PVD	935	<b>087</b> Gold Brushed CCP	1.303
<b>030</b> Copper PVD	875	<b>187</b> Aged Bronze	936
<b>708</b> Copper Brushed PVD	935	<b>713</b> Antique Brass	936
<b>735</b> Warm Bronze PVD	875	<b>099</b> Black XL	748



**20939**

Freestanding towel rail  
Piantana da terra porta salvietta

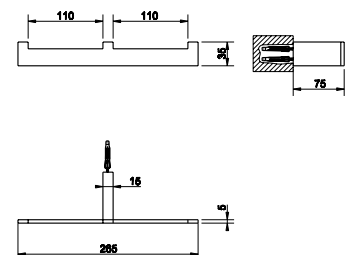
<b>031</b> Chrome	796	<b>726</b> Warm Bronze Br. PVD	1.256
<b>149</b> Finox Brushed Nickel	1.034	<b>710</b> Brass PVD	1.178
<b>720</b> Nickel PVD	1.178	<b>727</b> Brass Brushed PVD	1.256
<b>706</b> Black Metal PVD	1.178	<b>080</b> Gold CCP	1.752
<b>707</b> Black Metal Br. PVD	1.256	<b>087</b> Gold Brushed CCP	1.752
<b>030</b> Copper PVD	1.178	<b>187</b> Aged Bronze	1.335
<b>708</b> Copper Brushed PVD	1.256	<b>713</b> Antique Brass	1.258
<b>735</b> Warm Bronze PVD	1.178	<b>099</b> Black XL	1.036



**20915**

Wall-mounted double towel rail  
Porta salvietta a parete doppio

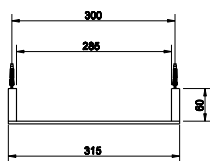
<b>031</b> Chrome	258	<b>726</b> Warm Bronze Br. PVD	407
<b>149</b> Finox Brushed Nickel	333	<b>710</b> Brass PVD	382
<b>720</b> Nickel PVD	382	<b>727</b> Brass Brushed PVD	407
<b>706</b> Black Metal PVD	382	<b>080</b> Gold CCP	568
<b>707</b> Black Metal Br. PVD	407	<b>087</b> Gold Brushed CCP	568
<b>030</b> Copper PVD	382	<b>187</b> Aged Bronze	408
<b>708</b> Copper Brushed PVD	407	<b>713</b> Antique Brass	408
<b>735</b> Warm Bronze PVD	382	<b>099</b> Black XL	335






**20897**

30 cm centre distance towel rail  
Porta salvietta a parete 30 cm




<b>031</b> Chrome	268	<b>726</b> Warm Bronze Br. PVD	424
<b>149</b> Finox Brushed Nickel	348	<b>710</b> Brass PVD	396
<b>720</b> Nickel PVD	396	<b>727</b> Brass Brushed PVD	424
<b>706</b> Black Metal PVD	396	<b>080</b> Gold CCP	590
<b>707</b> Black Metal Br. PVD	424	<b>087</b> Gold Brushed CCP	590
<b>030</b> Copper PVD	396	<b>187</b> Aged Bronze	424
<b>708</b> Copper Brushed PVD	424	<b>713</b> Antique Brass	424
<b>735</b> Warm Bronze PVD	396	<b>099</b> Black XL	351



**20900**

45 cm centre distance towel rail  
Porta salvietta a parete 45 cm




<b>031</b> Chrome	277	<b>726</b> Warm Bronze Br. PVD	437
<b>149</b> Finox Brushed Nickel	360	<b>710</b> Brass PVD	410
<b>720</b> Nickel PVD	410	<b>727</b> Brass Brushed PVD	437
<b>706</b> Black Metal PVD	410	<b>080</b> Gold CCP	610
<b>707</b> Black Metal Br. PVD	437	<b>087</b> Gold Brushed CCP	610
<b>030</b> Copper PVD	410	<b>187</b> Aged Bronze	438
<b>708</b> Copper Brushed PVD	437	<b>713</b> Antique Brass	438
<b>735</b> Warm Bronze PVD	410	<b>099</b> Black XL	363

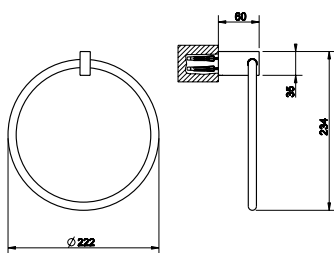


**20903**

60 cm centre distance towel rail  
Porta salvietta a parete 60 cm



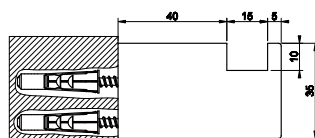
<b>031</b> Chrome	289	<b>726</b> Warm Bronze Br. PVD	455
<b>149</b> Finox Brushed Nickel	375	<b>710</b> Brass PVD	428
<b>720</b> Nickel PVD	428	<b>727</b> Brass Brushed PVD	455
<b>706</b> Black Metal PVD	428	<b>080</b> Gold CCP	636
<b>707</b> Black Metal Br. PVD	455	<b>087</b> Gold Brushed CCP	636
<b>030</b> Copper PVD	428	<b>187</b> Aged Bronze	457
<b>708</b> Copper Brushed PVD	455	<b>713</b> Antique Brass	457
<b>735</b> Warm Bronze PVD	428	<b>099</b> Black XL	375



**20909**

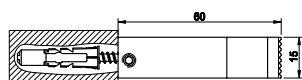
Towel ring  
Porta salvietta a parete ad anello

<b>031</b> Chrome	206	<b>726</b> Warm Bronze Br. PVD	325
<b>149</b> Finox Brushed Nickel	267	<b>710</b> Brass PVD	305
<b>720</b> Nickel PVD	305	<b>727</b> Brass Brushed PVD	325
<b>706</b> Black Metal PVD	305	<b>080</b> Gold CCP	454
<b>707</b> Black Metal Br. PVD	325	<b>087</b> Gold Brushed CCP	454
<b>030</b> Copper PVD	305	<b>187</b> Aged Bronze	326
<b>708</b> Copper Brushed PVD	325	<b>713</b> Antique Brass	326
<b>735</b> Warm Bronze PVD	305	<b>099</b> Black XL	270



**73521**

Wall-mounted robe hook. RIGATO.  
Appendino a parete. RIGATO.

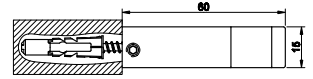
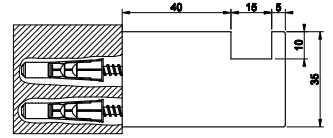


<b>031</b> Chrome	138	<b>708</b> Copper Brushed PVD	218
<b>149</b> Finox Brushed Nickel	186	<b>735</b> Warm Bronze PVD	204
<b>299</b> Matte Black	186	<b>726</b> Warm Bronze Br. PVD	218
<b>706</b> Black Metal PVD	204	<b>710</b> Brass PVD	204
<b>707</b> Black Metal Br. PVD	218	<b>727</b> Brass Brushed PVD	218
<b>030</b> Copper PVD	204		



**73621**

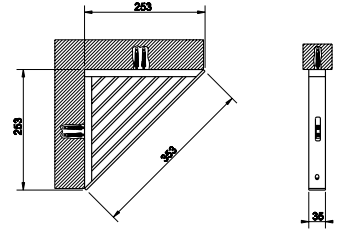
Wall-mounted robe hook. DIAMANTATO.  
Appendino a parete. DIAMANTATO.



031	Chrome	138	708	Copper Brushed PVD	218
149	Finox Brushed Nickel	186	735	Warm Bronze PVD	204
299	Matte Black	186	726	Warm Bronze Br. PVD	218
706	Black Metal PVD	204	710	Brass PVD	204
707	Black Metal Br. PVD	218	727	Brass Brushed PVD	218
030	Copper PVD	204			

**20861**

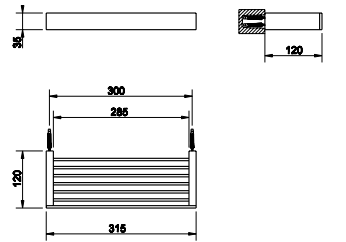
Wall-mounted bath/shower shelf  
Mensola per vasca/doccia a parete



031	Chrome	339	726	Warm Bronze Br. PVD	534
149	Finox Brushed Nickel	438	710	Brass PVD	500
720	Nickel PVD	500	727	Brass Brushed PVD	534
706	Black Metal PVD	500	080	Gold CCP	746
707	Black Metal Br. PVD	534	087	Gold Brushed CCP	746
030	Copper PVD	500	187	Aged Bronze	536
708	Copper Brushed PVD	534	713	Antique Brass	535
735	Warm Bronze PVD	500	099	Black XL	445

**20947**

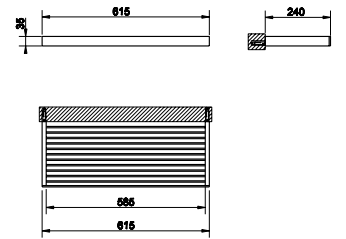
Shelf 30 cm  
Mensola a parete 30 cm



031	Chrome	324	726	Warm Bronze Br. PVD	513
149	Finox Brushed Nickel	423	710	Brass PVD	479
720	Nickel PVD	479	727	Brass Brushed PVD	513
706	Black Metal PVD	479	080	Gold CCP	713
707	Black Metal Br. PVD	513	087	Gold Brushed CCP	713
030	Copper PVD	479	187	Aged Bronze	512
708	Copper Brushed PVD	513	713	Antique Brass	512
735	Warm Bronze PVD	479	099	Black XL	423

**20950**

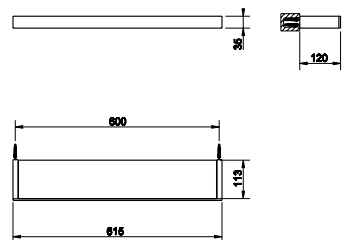
Shelf 60 cm  
Mensola a parete 60 cm



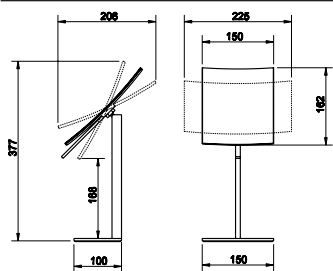
031	Chrome	594	726	Warm Bronze Br. PVD	938
149	Finox Brushed Nickel	770	710	Brass PVD	878
720	Nickel PVD	878	727	Brass Brushed PVD	938
706	Black Metal PVD	878	080	Gold CCP	1.307
707	Black Metal Br. PVD	938	087	Gold Brushed CCP	1.307
030	Copper PVD	878	187	Aged Bronze	939
708	Copper Brushed PVD	938	713	Antique Brass	939
735	Warm Bronze PVD	878	099	Black XL	803

**20945**

Shelf 60 cm  
Mensaola a parete 60 m con verex



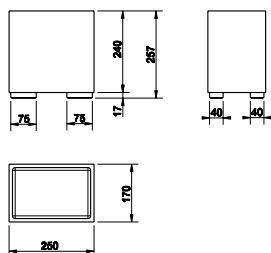
031	Chrome	451	726	Warm Bronze Br. PVD	712
149	Finox Brushed Nickel	584	710	Brass PVD	667
720	Nickel PVD	667	727	Brass Brushed PVD	712
706	Black Metal PVD	667	080	Gold CCP	993
707	Black Metal Br. PVD	712	087	Gold Brushed CCP	993
030	Copper PVD	667	187	Aged Bronze	713
708	Copper Brushed PVD	712	713	Antique Brass	713
735	Warm Bronze PVD	667	099	Black XL	588



**20988**

Adjustable standing mirror  
Specchio d'appoggio orientabile

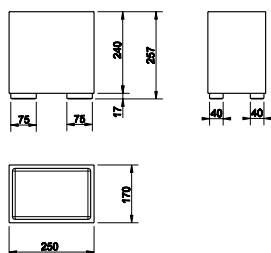
<b>031</b> Chrome	427	<b>726</b> Warm Bronze Br. PVD	672
<b>149</b> Finox Brushed Nickel	510	<b>710</b> Brass PVD	632
<b>720</b> Nickel PVD	632	<b>727</b> Brass Brushed PVD	672
<b>706</b> Black Metal PVD	632	<b>080</b> Gold CCP	939
<b>707</b> Black Metal Br. PVD	672	<b>087</b> Gold Brushed CCP	940
<b>030</b> Copper PVD	632	<b>187</b> Aged Bronze	675
<b>708</b> Copper Brushed PVD	672	<b>713</b> Antique Brass	675
<b>735</b> Warm Bronze PVD	632	<b>099</b> Black XL	508



**20990**

White waste-paper basket  
Gettacarta bianco

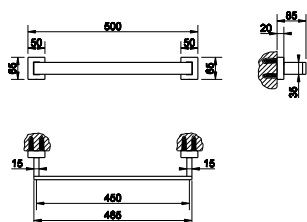
<b>031</b> Chrome	445	<b>726</b> Warm Bronze Br. PVD	701
<b>149</b> Finox Brushed Nickel	485	<b>710</b> Brass PVD	657
<b>720</b> Nickel PVD	657	<b>727</b> Brass Brushed PVD	701
<b>706</b> Black Metal PVD	657	<b>080</b> Gold CCP	979
<b>707</b> Black Metal Br. PVD	701	<b>087</b> Gold Brushed CCP	979
<b>030</b> Copper PVD	657	<b>187</b> Aged Bronze	704
<b>708</b> Copper Brushed PVD	701	<b>713</b> Antique Brass	704
<b>735</b> Warm Bronze PVD	657	<b>099</b> Black XL	483



**20991**

Black waste-paper basket  
Gettacarta nero

<b>031</b> Chrome	445	<b>726</b> Warm Bronze Br. PVD	701
<b>149</b> Finox Brushed Nickel	485	<b>710</b> Brass PVD	657
<b>720</b> Nickel PVD	657	<b>727</b> Brass Brushed PVD	701
<b>706</b> Black Metal PVD	657	<b>080</b> Gold CCP	979
<b>707</b> Black Metal Br. PVD	701	<b>087</b> Gold Brushed CCP	979
<b>030</b> Copper PVD	657	<b>187</b> Aged Bronze	704
<b>708</b> Copper Brushed PVD	701	<b>713</b> Antique Brass	704
<b>735</b> Warm Bronze PVD	657	<b>099</b> Black XL	483



**20893**

Safety grip-handle for bathtub and shower enclosure, 45 cm length  
Maniglione d'appoggio per vasca/doccia 45 cm

<b>031</b> Chrome	378	<b>726</b> Warm Bronze Br. PVD	596
<b>149</b> Finox Brushed Nickel	492	<b>710</b> Brass PVD	559
<b>720</b> Nickel PVD	559	<b>727</b> Brass Brushed PVD	596
<b>706</b> Black Metal PVD	559	<b>080</b> Gold CCP	832
<b>707</b> Black Metal Br. PVD	596	<b>087</b> Gold Brushed CCP	832
<b>030</b> Copper PVD	559	<b>187</b> Aged Bronze	598
<b>708</b> Copper Brushed PVD	596	<b>713</b> Antique Brass	598
<b>735</b> Warm Bronze PVD	559	<b>099</b> Black XL	473









# INVERSO

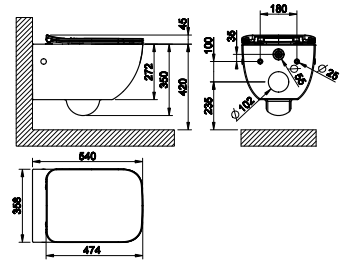
TOTAL LOOK



**39118**

Wall hung WC (6 litres) in Ceramic, integrated siphon. Soft-closing hardware and lateral holes plugs included in 031 finishing. Vaso in ceramica a parete (6 litri) con sifone integrato. Cerniere con chiusura rallentata e coprifori laterali inclusi in finitura 031

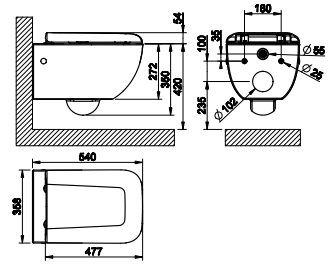
<b>518</b>	White Ceramic	938
<b>531</b>	Matt White Ceramic	1.336
<b>532</b>	Matt Black Ceramic	1.336



**39113**

Wall hung WC (6 litres) in Ceramic, integrated siphon. Soft-closing hardware and lateral holes plugs included in 031 finishing. Vaso in ceramica a parete (6 litri) con sifone integrato. Cerniere con chiusura rallentata e coprifori laterali inclusi in finitura 031

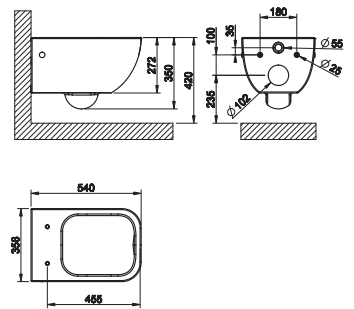
<b>518</b>	White Ceramic	889
<b>531</b>	Matt White Ceramic	1.332
<b>532</b>	Matt Black Ceramic	1.332



**39114**

Wall hung WC (6 litres) in Ceramic, integrated siphon. Hardware and lateral holes plugs not included. Vaso in ceramica a parete (6 litri) con sifone integrato. Cerniere e sedili non inclusi.

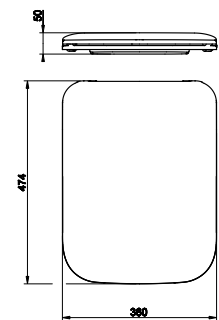
<b>518</b>	White Ceramic	650
<b>531</b>	Matt White Ceramic	975
<b>532</b>	Matt Black Ceramic	975



**39168**

Anti-bacterial resin WC seat for item 39114. To be completed with soft-closing hardware 39184 (not included). Sedile in resina antibatterica per vaso 39114. Da abbinare con cerniere 39184 (non include).

<b>031</b>	Chrome	226
<b>299</b>	Matte Black	306
<b>279</b>	Matte White	306



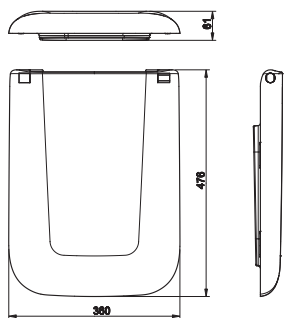
**39184**

Soft-closing hardware and lateral holes plugs for WC seat 39168. Cerniere con sistema "SOFT CLOSE" e tappi laterali per sedile 39168.



<b>031</b>	Chrome	120	<b>735</b>	Warm Bronze PVD	191
<b>239</b>	Steel Brushed	162	<b>726</b>	Warm Bronze Br. PVD	202
<b>149</b>	Finox Brushed Nickel	162	<b>710</b>	Brass PVD	191
<b>299</b>	Matte Black	162	<b>727</b>	Brass Brushed PVD	202
<b>147</b>	Chrome Brushed	162	<b>246</b>	Gold PVD	214
<b>720</b>	Nickel PVD	191	<b>080</b>	Gold CCP	264
<b>706</b>	Black Metal PVD	191	<b>087</b>	Gold Brushed CCP	264
<b>707</b>	Black Metal Br. PVD	202	<b>187</b>	Aged Bronze	202
<b>030</b>	Copper PVD	191	<b>713</b>	Antique Brass	202
<b>708</b>	Copper Brushed PVD	202	<b>279</b>	Matte White	162





**29463**

Anti-bacterial resin WC seat for item 39114. To be completed with soft-closing hardware 37584 (not included).  
 Sedile in resina antibatterica per vaso 39114. Da abbinare con cerniere 37584 (non incluse).

<b>031</b> Chrome	214
<b>299</b> Matte Black	320
<b>279</b> Matte White	320

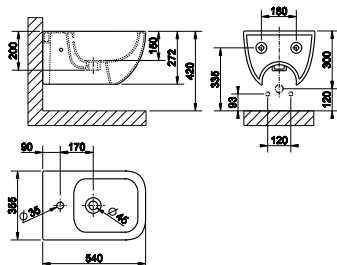


**37584**

Soft-closing hardware and lateral holes plugs for WC seat 29463, 42117, 46757.  
 Cerniere con sistema "SOFT CLOSE" e tappi laterali per sedile 29463, 42117, 46757.



<b>031</b> Chrome	126	<b>726</b> Warm Bronze Br. PVD	212
<b>149</b> Finox Brushed Nickel	171	<b>710</b> Brass PVD	200
<b>299</b> Matte Black	171	<b>727</b> Brass Brushed PVD	212
<b>147</b> Chrome Brushed	171	<b>246</b> Gold PVD	225
<b>720</b> Nickel PVD	200	<b>080</b> Gold CCP	278
<b>706</b> Black Metal PVD	200	<b>087</b> Gold Brushed CCP	278
<b>707</b> Black Metal Br. PVD	212	<b>187</b> Aged Bronze	212
<b>030</b> Copper PVD	200	<b>713</b> Antique Brass	212
<b>708</b> Copper Brushed PVD	212	<b>279</b> Matte White	171
<b>735</b> Warm Bronze PVD	200		



**39115**

Wall hung bidet in in White Europe Ceramic with overflow waste, with central hole for taps and fittings. Overflow cap and side covering caps included in 031 finishing  
 Bidet in Ceramica a parete con troppopieno . Con foro centrale per rubinetteria. Tappo troppopieno e coprifori laterali inclusi in finitura 031.



<b>518</b> White Ceramic	600
<b>531</b> Matt White Ceramic	899
<b>532</b> Matt Black Ceramic	899

**37587**

Finished cover cap for overflow waste with lateral hole plugs  
 Tappo di finitura scarico troppopieno con tappi laterali copriforo

<b>031</b> Chrome	71	<b>735</b> Warm Bronze PVD	113
<b>149</b> Finox Brushed Nickel	96	<b>726</b> Warm Bronze Br. PVD	120
<b>299</b> Matte Black	96	<b>710</b> Brass PVD	113
<b>147</b> Chrome Brushed	96	<b>727</b> Brass Brushed PVD	120
<b>720</b> Nickel PVD	113	<b>246</b> Gold PVD	127
<b>706</b> Black Metal PVD	113	<b>080</b> Gold CCP	157
<b>707</b> Black Metal Br. PVD	120	<b>187</b> Aged Bronze	120
<b>030</b> Copper PVD	113	<b>713</b> Antique Brass	120
<b>708</b> Copper Brushed PVD	120	<b>279</b> Matte White	96

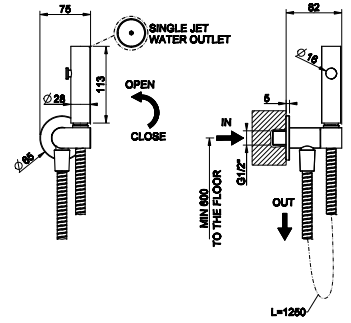




**45122**

Hydrobrush with 1/2" connection and safety valve.  
Scopino a getto d'acqua a parete con attacco da 1/2" con valvola di sicurezza.

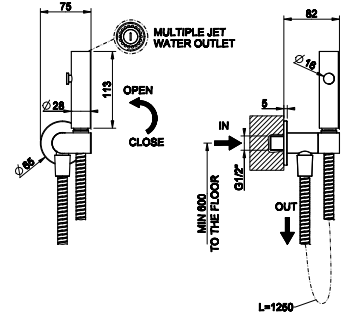
<b>031</b> Chrome	733	<b>735</b> Warm Bronze PVD	1.085
<b>149</b> Finox Brushed Nickel	990	<b>726</b> Warm Bronze Br. PVD	1.157
<b>299</b> Matte Black	990	<b>710</b> Brass PVD	1.085
<b>720</b> Nickel PVD	1.085	<b>727</b> Brass Brushed PVD	1.157
<b>706</b> Black Metal PVD	1.085	<b>187</b> Aged Bronze	1.157
<b>707</b> Black Metal Br. PVD	1.157	<b>713</b> Antique Brass	1.157
<b>030</b> Copper PVD	1.085	<b>279</b> Matte White	990
<b>708</b> Copper Brushed PVD	1.157		



**45124**

Shut-off douchette with pipe connection and safety valve.  
Doccetta shut-off a parete con valvola di sicurezza.

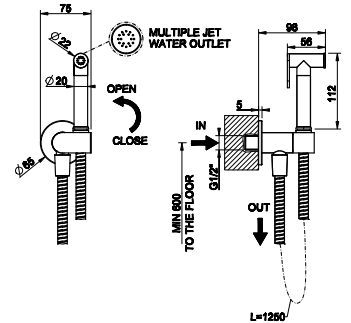
<b>031</b> Chrome	607	<b>735</b> Warm Bronze PVD	899
<b>149</b> Finox Brushed Nickel	820	<b>726</b> Warm Bronze Br. PVD	960
<b>299</b> Matte Black	820	<b>710</b> Brass PVD	899
<b>720</b> Nickel PVD	899	<b>727</b> Brass Brushed PVD	960
<b>706</b> Black Metal PVD	899	<b>187</b> Aged Bronze	960
<b>707</b> Black Metal Br. PVD	960	<b>713</b> Antique Brass	960
<b>030</b> Copper PVD	899	<b>279</b> Matte White	820
<b>708</b> Copper Brushed PVD	960		



**45126**

Shut-off douchette with pipe connection and safety valve.  
Doccetta shut-off a parete con valvola di sicurezza.

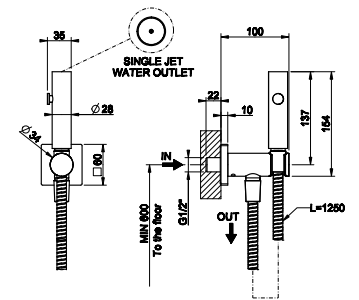
<b>031</b> Chrome	607	<b>735</b> Warm Bronze PVD	899
<b>149</b> Finox Brushed Nickel	820	<b>726</b> Warm Bronze Br. PVD	960
<b>299</b> Matte Black	820	<b>710</b> Brass PVD	899
<b>720</b> Nickel PVD	899	<b>727</b> Brass Brushed PVD	960
<b>706</b> Black Metal PVD	899	<b>187</b> Aged Bronze	960
<b>707</b> Black Metal Br. PVD	960	<b>713</b> Antique Brass	960
<b>030</b> Copper PVD	899	<b>279</b> Matte White	820
<b>708</b> Copper Brushed PVD	960		



**59151**

Hydrobrush with 1/2" connection  
Scopino a getto d'acqua a parete con attacco da 1/2"

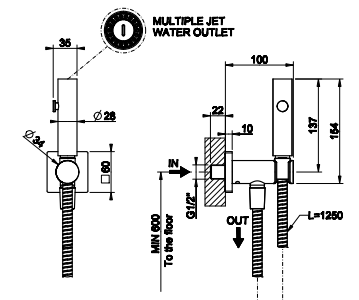
<b>031</b> Chrome	695	<b>708</b> Copper Brushed PVD	1.098
<b>149</b> Finox Brushed Nickel	938	<b>735</b> Warm Bronze PVD	1.028
<b>299</b> Matte Black	938	<b>726</b> Warm Bronze Br. PVD	1.098
<b>720</b> Nickel PVD	1.028	<b>710</b> Brass PVD	1.028
<b>706</b> Black Metal PVD	1.028	<b>727</b> Brass Brushed PVD	1.098
<b>707</b> Black Metal Br. PVD	1.098	<b>279</b> Matte White	938
<b>030</b> Copper PVD	1.028		

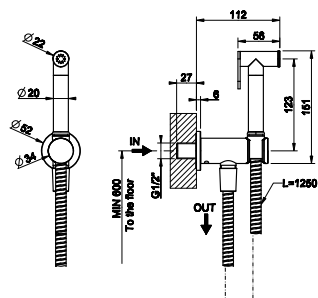


**59153**

Shut-off douchette with pipe connection  
Doccetta shut-off a parete

<b>031</b> Chrome	559	<b>708</b> Copper Brushed PVD	880
<b>149</b> Finox Brushed Nickel	754	<b>735</b> Warm Bronze PVD	826
<b>299</b> Matte Black	754	<b>726</b> Warm Bronze Br. PVD	880
<b>720</b> Nickel PVD	826	<b>710</b> Brass PVD	826
<b>706</b> Black Metal PVD	826	<b>727</b> Brass Brushed PVD	880
<b>707</b> Black Metal Br. PVD	880	<b>279</b> Matte White	754
<b>030</b> Copper PVD	826		

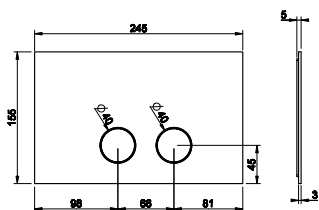




**14331**

Shut-off douchette with pipe connection  
Doccetta shut-off a parete

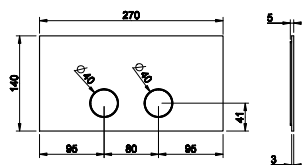

<b>031</b> Chrome	507	<b>726</b> Warm Bronze Br. PVD	802
<b>149</b> Finox Brushed Nickel	685	<b>710</b> Brass PVD	751
<b>299</b> Matte Black	685	<b>727</b> Brass Brushed PVD	802
<b>147</b> Chrome Brushed	685	<b>246</b> Gold PVD	852
<b>720</b> Nickel PVD	751	<b>716</b> Gold Brushed PVD	852
<b>706</b> Black Metal PVD	751	<b>080</b> Gold CCP	1.116
<b>707</b> Black Metal Br. PVD	802	<b>087</b> Gold Brushed CCP	1.116
<b>030</b> Copper PVD	751	<b>187</b> Aged Bronze	802
<b>708</b> Copper Brushed PVD	802	<b>713</b> Antique Brass	802
<b>735</b> Warm Bronze PVD	751		



**54611**

Cover plate GEBERIT SIGMA 8 & 12  
Placca di finitura per GEBERIT SIGMA 8 e 12

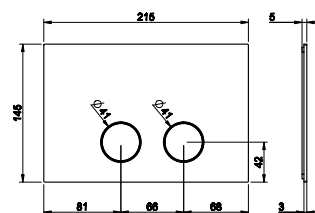

<b>031</b> Chrome	491	<b>030</b> Copper PVD	725
<b>239</b> Steel Brushed	491	<b>708</b> Copper Brushed PVD	725
<b>275</b> Matte Cipria	661	<b>735</b> Warm Bronze PVD	725
<b>273</b> Matte Greige	661	<b>726</b> Warm Bronze Br. PVD	725
<b>280</b> Matte Odra	661	<b>710</b> Brass PVD	725
<b>281</b> Matte Coral	661	<b>727</b> Brass Brushed PVD	725
<b>276</b> Matte Agave	661	<b>246</b> Gold PVD	823
<b>299</b> Matte Black	661	<b>845</b> Dark Bronze	725
<b>720</b> Nickel PVD	727	<b>187</b> Aged Bronze	725
<b>706</b> Black Metal PVD	725	<b>713</b> Antique Brass	725
<b>707</b> Black Metal Br. PVD	725	<b>279</b> Matte White	661



**54613**

Cover plate VIEGA. Compatible with products VIEGA 1H, 2H, 2L.  
Placca di finitura VIEGA. Compatibile con i prodotti VIEGA 1H, 2H, 2L.

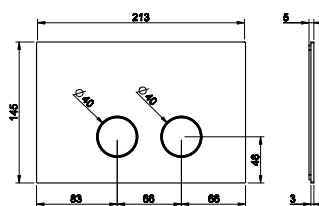
<b>031</b> Chrome	788	<b>030</b> Copper PVD	1.167
<b>239</b> Steel Brushed	788	<b>708</b> Copper Brushed PVD	1.167
<b>275</b> Matte Cipria	1.064	<b>735</b> Warm Bronze PVD	1.167
<b>273</b> Matte Greige	1.064	<b>726</b> Warm Bronze Br. PVD	1.167
<b>280</b> Matte Odra	1.064	<b>710</b> Brass PVD	1.167
<b>281</b> Matte Coral	1.064	<b>727</b> Brass Brushed PVD	1.167
<b>276</b> Matte Agave	1.064	<b>246</b> Gold PVD	1.326
<b>299</b> Matte Black	1.064	<b>845</b> Dark Bronze	1.167
<b>720</b> Nickel PVD	1.167	<b>187</b> Aged Bronze	1.167
<b>706</b> Black Metal PVD	1.167	<b>713</b> Antique Brass	1.167
<b>707</b> Black Metal Br. PVD	1.167	<b>279</b> Matte White	1.064



**54617**

Cover plate TECE  
Placca di finitura per TECE


<b>031</b> Chrome	521	<b>030</b> Copper PVD	771
<b>239</b> Steel Brushed	521	<b>708</b> Copper Brushed PVD	771
<b>275</b> Matte Cipria	704	<b>735</b> Warm Bronze PVD	771
<b>273</b> Matte Greige	704	<b>726</b> Warm Bronze Br. PVD	771
<b>280</b> Matte Odra	704	<b>710</b> Brass PVD	771
<b>281</b> Matte Coral	704	<b>727</b> Brass Brushed PVD	771
<b>276</b> Matte Agave	704	<b>246</b> Gold PVD	875
<b>299</b> Matte Black	704	<b>845</b> Dark Bronze	771
<b>720</b> Nickel PVD	771	<b>187</b> Aged Bronze	771
<b>706</b> Black Metal PVD	771	<b>713</b> Antique Brass	771
<b>707</b> Black Metal Br. PVD	771	<b>279</b> Matte White	704



**54619**

Cover plate SANIT  
Placca di finitura per SANIT

<b>031</b> Chrome	684	<b>030</b> Copper PVD	1.013
<b>239</b> Steel Brushed	684	<b>708</b> Copper Brushed PVD	1.081
<b>275</b> Matte Cipria	923	<b>735</b> Warm Bronze PVD	1.013
<b>273</b> Matte Greige	923	<b>726</b> Warm Bronze Br. PVD	1.081
<b>280</b> Matte Odra	923	<b>710</b> Brass PVD	1.013
<b>281</b> Matte Coral	923	<b>727</b> Brass Brushed PVD	1.081
<b>276</b> Matte Agave	923	<b>246</b> Gold PVD	1.150
<b>299</b> Matte Black	923	<b>845</b> Dark Bronze	1.081
<b>720</b> Nickel PVD	1.013	<b>187</b> Aged Bronze	1.081
<b>706</b> Black Metal PVD	1.013	<b>713</b> Antique Brass	1.081
<b>707</b> Black Metal Br. PVD	1.081	<b>279</b> Matte White	923



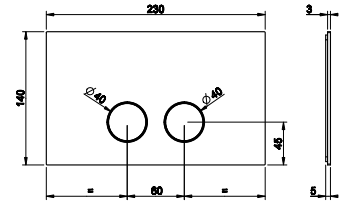


**54621**

Cover plate VIEGA PREVISTA 12.  
Placca di finitura per VIEGA PREVISTA 12.



<b>031</b> Chrome	866	<b>030</b> Copper PVD	1.281
<b>239</b> Steel Brushed	866	<b>708</b> Copper Brushed PVD	1.365
<b>275</b> Matte Cipria	1.168	<b>735</b> Warm Bronze PVD	1.281
<b>273</b> Matte Greige	1.168	<b>726</b> Warm Bronze Br. PVD	1.365
<b>280</b> Matte Odra	1.168	<b>710</b> Brass PVD	1.281
<b>281</b> Matte Coral	1.168	<b>727</b> Brass Brushed PVD	1.365
<b>276</b> Matte Agave	1.168	<b>246</b> Gold PVD	1.453
<b>299</b> Matte Black	1.168	<b>845</b> Dark Bronze	1.365
<b>720</b> Nickel PVD	1.281	<b>187</b> Aged Bronze	1.365
<b>706</b> Black Metal PVD	1.281	<b>713</b> Antique Brass	1.365
<b>707</b> Black Metal Br. PVD	1.365	<b>279</b> Matte White	1.168

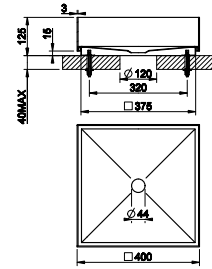


**54605**

Counter washbasin 400x400mm in stainless steel, without overflow waste. Without basin waste. It can be combined with waste 54599.  
Lavabo in acciaio d'appoggio senza troppopieno 400x400mm. Piletta non inclusa. Abbinabile a piletta 54599.



<b>239</b> Steel Brushed	1.390
<b>299</b> Matte Black	1.862
<b>707</b> Black Metal Br. PVD	3.091
<b>708</b> Copper Brushed PVD	3.091
<b>726</b> Warm Bronze Br. PVD	3.091
<b>727</b> Brass Brushed PVD	3.091

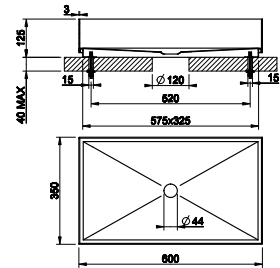


**54606**

Counter washbasin 600x350mm in stainless steel, without overflow waste. Without basin waste. It can be combined with waste 54599.  
Lavabo in acciaio 600x350mm d'appoggio senza troppopieno 600x350mm. Piletta non inclusa. Abbinabile a piletta 54599.



<b>239</b> Steel Brushed	1.617
<b>299</b> Matte Black	2.153
<b>707</b> Black Metal Br. PVD	3.979
<b>708</b> Copper Brushed PVD	3.979
<b>726</b> Warm Bronze Br. PVD	3.979
<b>727</b> Brass Brushed PVD	3.979

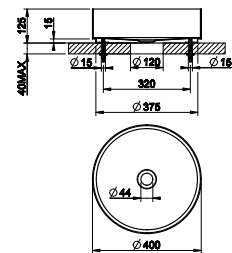


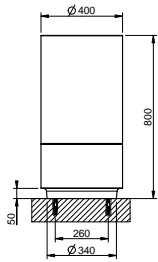
**54601**

Counter washbasin Ø400mm in stainless steel, without overflow waste. Without basin waste. It can be combined with waste 54599.  
Lavabo in acciaio d'appoggio senza troppopieno Ø400mm. Piletta non inclusa. Abbinabile a piletta 54599.



<b>239</b> Steel Brushed	999
<b>299</b> Matte Black	1.349
<b>707</b> Black Metal Br. PVD	2.954
<b>708</b> Copper Brushed PVD	2.954
<b>726</b> Warm Bronze Br. PVD	2.954
<b>727</b> Brass Brushed PVD	2.954



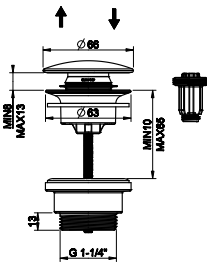


**54603**

Freestanding support for floor installation art 54601, 65601. Siphon and extensible drainage-pipe included. Floor drainage  
 Supporto da terra per installazione a pavimento articolo 54601, 65601. Sifone e tubo estensibile di scarico inclusi. Scarico a terra.



<b>850</b> Cristalplant Dark Metal	5.207
------------------------------------	-------

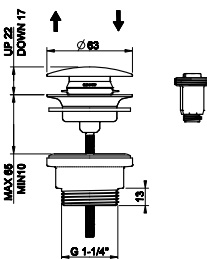


**54599**

2-in-1 'Stop&Go' washbasin outlet: an unscrewable and replaceable always-opened mechanism all in one package.  
 Piletta lavabo "Stop&Go" 2 in 1: un meccanismo di apertura e chiusura svitabile e sostituibile con meccanismo always open nella stessa confezione.



<b>239</b> Steel Brushed	53
<b>299</b> Matte Black	154
<b>707</b> Black Metal Br. PVD	151
<b>708</b> Copper Brushed PVD	151
<b>726</b> Warm Bronze Br. PVD	151
<b>727</b> Brass Brushed PVD	151



**01421**

2-in-1 'Stop&Go' washbasin outlet: an unscrewable and replaceable always-opened mechanism all in one package.  
 Piletta lavabo "Stop&Go" 2 in 1: un meccanismo di apertura e chiusura svitabile e sostituibile con meccanismo always open nella stessa confezione.



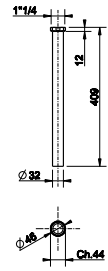
<b>031</b> Chrome	53	<b>708</b> Copper Brushed PVD	151
<b>275</b> Matte Cipria	130	<b>735</b> Warm Bronze PVD	151
<b>273</b> Matte Greige	130	<b>726</b> Warm Bronze Br. PVD	151
<b>277</b> Glossy Odra	130	<b>710</b> Brass PVD	151
<b>278</b> Glossy Coral	130	<b>727</b> Brass Brushed PVD	151
<b>276</b> Matte Agave	130	<b>246</b> Gold PVD	162
<b>239</b> Steel Brushed	53	<b>080</b> Gold CCP	212
<b>299</b> Matte Black	154	<b>087</b> Gold Brushed CCP	212
<b>720</b> Nickel PVD	151	<b>845</b> Dark Bronze	151
<b>706</b> Black Metal PVD	151	<b>187</b> Aged Bronze	151
<b>707</b> Black Metal Br. PVD	151	<b>713</b> Antique Brass	151
<b>030</b> Copper PVD	151		

**28767**

Syphon pipe extension, 40 cm length  
 Tubo prolungato per sifone, lunghezza 40 cm



<b>031</b> Chrome	40	<b>710</b> Brass PVD	64
<b>149</b> Finox Brushed Nickel	51	<b>727</b> Brass Brushed PVD	68
<b>147</b> Chrome Brushed	51	<b>246</b> Gold PVD	72
<b>720</b> Nickel PVD	63	<b>080</b> Gold CCP	71
<b>706</b> Black Metal PVD	64	<b>087</b> Gold Brushed CCP	71
<b>707</b> Black Metal Br. PVD	68	<b>187</b> Aged Bronze	63
<b>030</b> Copper PVD	64	<b>713</b> Antique Brass	63
<b>708</b> Copper Brushed PVD	68	<b>079</b> White CN	52
<b>735</b> Warm Bronze PVD	64	<b>099</b> Black XL	52
<b>726</b> Warm Bronze Br. PVD	68		

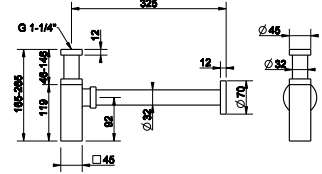


**01410**

1 1/4" syphon  
 Sifone da 1 1/4"



<b>031</b> Chrome	293	<b>726</b> Warm Bronze Br. PVD	493
<b>149</b> Finox Brushed Nickel	390	<b>710</b> Brass PVD	463
<b>299</b> Matte Black	407	<b>727</b> Brass Brushed PVD	493
<b>147</b> Chrome Brushed	390	<b>246</b> Gold PVD	522
<b>720</b> Nickel PVD	433	<b>080</b> Gold CCP	667
<b>706</b> Black Metal PVD	463	<b>087</b> Gold Brushed CCP	667
<b>707</b> Black Metal Br. PVD	493	<b>187</b> Aged Bronze	462
<b>030</b> Copper PVD	463	<b>713</b> Antique Brass	462
<b>708</b> Copper Brushed PVD	493	<b>279</b> Matte White	407
<b>735</b> Warm Bronze PVD	463		

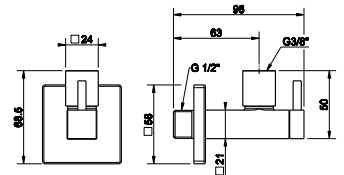


**01412**

Underbasin mixer with filter and 1/2" connection  
 Rubinetto sottolavabo con filtro e attacco da 1/2"



<b>031</b> Chrome	145	<b>726</b> Warm Bronze Br. PVD	292
<b>149</b> Finox Brushed Nickel	208	<b>710</b> Brass PVD	271
<b>299</b> Matte Black	219	<b>727</b> Brass Brushed PVD	292
<b>147</b> Chrome Brushed	208	<b>246</b> Gold PVD	322
<b>720</b> Nickel PVD	271	<b>080</b> Gold CCP	330
<b>706</b> Black Metal PVD	271	<b>087</b> Gold Brushed CCP	330
<b>707</b> Black Metal Br. PVD	292	<b>187</b> Aged Bronze	292
<b>030</b> Copper PVD	271	<b>713</b> Antique Brass	292
<b>708</b> Copper Brushed PVD	292	<b>279</b> Matte White	219
<b>735</b> Warm Bronze PVD	271		





GISSI



VENTAGLIO

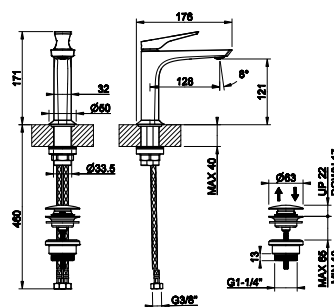


**72051**

Basin mixer with Stop&Go waste and connecting flexibles.  
Miscelatore lavabo basso con piletta Stop&Go e flessibili di collegamento.



<b>031</b> Chrome	393	<b>708</b> Copper Brushed PVD	621
<b>149</b> Finox Brushed Nickel	531	<b>735</b> Warm Bronze PVD	582
<b>299</b> Matte Black	531	<b>726</b> Warm Bronze Br. PVD	621
<b>720</b> Nickel PVD	582	<b>710</b> Brass PVD	582
<b>706</b> Black Metal PVD	582	<b>727</b> Brass Brushed PVD	621
<b>707</b> Black Metal Br. PVD	621	<b>845</b> Dark Bronze	621
<b>030</b> Copper PVD	582		

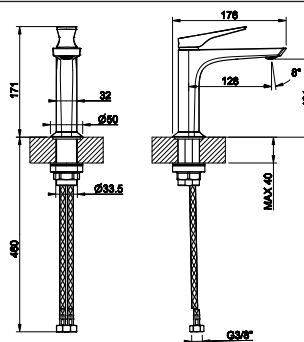


**72002**

Basin mixer without waste, with connecting flexibles.  
Miscelatore lavabo basso senza scarico, con flessibili di collegamento.



<b>031</b> Chrome	374	<b>708</b> Copper Brushed PVD	592
<b>149</b> Finox Brushed Nickel	506	<b>735</b> Warm Bronze PVD	554
<b>299</b> Matte Black	506	<b>726</b> Warm Bronze Br. PVD	592
<b>720</b> Nickel PVD	554	<b>710</b> Brass PVD	554
<b>706</b> Black Metal PVD	554	<b>727</b> Brass Brushed PVD	592
<b>707</b> Black Metal Br. PVD	592	<b>845</b> Dark Bronze	592
<b>030</b> Copper PVD	554		

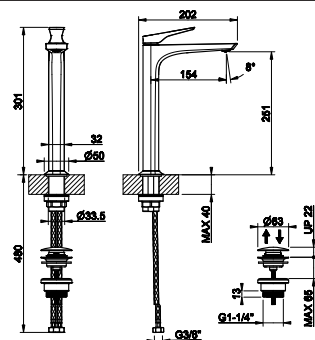


**72053**

High version basin mixer with Stop&Go waste and connecting flexibles.  
Miscelatore lavabo alto con piletta Stop&Go e flessibili di collegamento.



<b>031</b> Chrome	565	<b>708</b> Copper Brushed PVD	894
<b>149</b> Finox Brushed Nickel	764	<b>735</b> Warm Bronze PVD	837
<b>299</b> Matte Black	764	<b>726</b> Warm Bronze Br. PVD	894
<b>720</b> Nickel PVD	837	<b>710</b> Brass PVD	837
<b>706</b> Black Metal PVD	837	<b>727</b> Brass Brushed PVD	894
<b>707</b> Black Metal Br. PVD	894	<b>845</b> Dark Bronze	894
<b>030</b> Copper PVD	837		

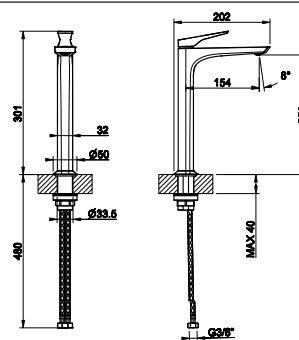


**72004**

High version basin mixer without waste, with connecting flexibles.  
Miscelatore lavabo alto senza scarico, con flessibili di collegamento.

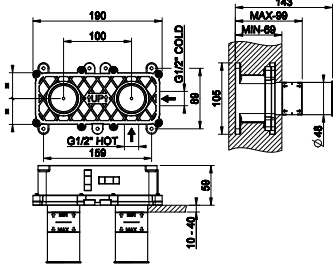


<b>031</b> Chrome	545	<b>708</b> Copper Brushed PVD	863
<b>149</b> Finox Brushed Nickel	737	<b>735</b> Warm Bronze PVD	808
<b>299</b> Matte Black	737	<b>726</b> Warm Bronze Br. PVD	863
<b>720</b> Nickel PVD	808	<b>710</b> Brass PVD	808
<b>706</b> Black Metal PVD	808	<b>727</b> Brass Brushed PVD	863
<b>707</b> Black Metal Br. PVD	863	<b>845</b> Dark Bronze	863
<b>030</b> Copper PVD	808		






**63397+72088**



**63397**

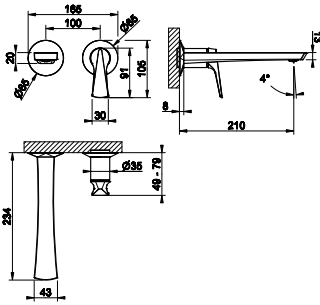
Built-in part for mixer with spout  
Parte incasso per miscelatore con bocca

239 Steel Brushed	368
-------------------	-----



**72088**

External part wall-mounted basin mixer.  
Parte esterna miscelatore lavabo a parete.

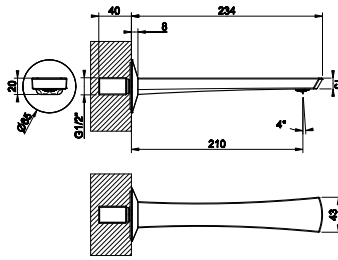


031 Chrome	507	708 Copper Brushed PVD	802
149 Finox Brushed Nickel	685	735 Warm Bronze PVD	751
299 Matte Black	685	726 Warm Bronze Br. PVD	802
720 Nickel PVD	751	710 Brass PVD	751
706 Black Metal PVD	751	727 Brass Brushed PVD	802
707 Black Metal Br. PVD	802	845 Dark Bronze	802
030 Copper PVD	751		



**72102**

Wall-mounted basin spout.  
Bocca lavabo a parete.

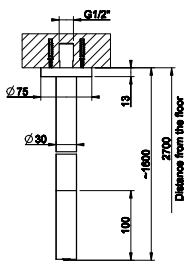


031 Chrome	310	708 Copper Brushed PVD	491
149 Finox Brushed Nickel	419	735 Warm Bronze PVD	459
299 Matte Black	419	726 Warm Bronze Br. PVD	491
720 Nickel PVD	459	710 Brass PVD	459
706 Black Metal PVD	459	727 Brass Brushed PVD	491
707 Black Metal Br. PVD	491	845 Dark Bronze	491
030 Copper PVD	459		



**63399**

Ceiling-mounted spout. To be completed with separate control.  
Bocca a soffitto. Da completare con comando remoto.

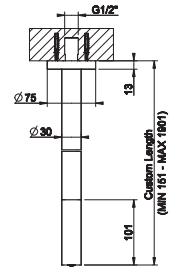


031 Chrome	727	707 Black Metal Br. PVD	1.150
275 Matte Cipria	982	030 Copper PVD	1.077
273 Matte Greige	982	708 Copper Brushed PVD	1.150
277 Glossy Ocra	982	735 Warm Bronze PVD	1.077
278 Glossy Coral	982	726 Warm Bronze Br. PVD	1.150
276 Matte Agave	982	710 Brass PVD	1.077
149 Finox Brushed Nickel	982	727 Brass Brushed PVD	1.150
299 Matte Black	982	845 Dark Bronze	1.150
720 Nickel PVD	1.077	187 Aged Bronze	1.150
706 Black Metal PVD	1.077	713 Antique Brass	1.150



**63499**


Ceiling-mounted spout with length on request. To be completed with separate control.  
 Bocca a soffitto braccio altezza personalizzabile. Da completare con comando remoto



<b>031</b> Chrome	1.019	<b>707</b> Black Metal Br. PVD	1.609
<b>275</b> Matte Cipria	1.376	<b>030</b> Copper PVD	1.508
<b>273</b> Matte Greige	1.376	<b>708</b> Copper Brushed PVD	1.609
<b>277</b> Glossy Odra	1.376	<b>735</b> Warm Bronze PVD	1.508
<b>278</b> Glossy Coral	1.376	<b>726</b> Warm Bronze Br. PVD	1.609
<b>276</b> Matte Agave	1.376	<b>710</b> Brass PVD	1.508
<b>149</b> Finox Brushed Nickel	1.376	<b>727</b> Brass Brushed PVD	1.609
<b>299</b> Matte Black	1.376	<b>845</b> Dark Bronze	1.609
<b>720</b> Nickel PVD	1.508	<b>187</b> Aged Bronze	1.609
<b>706</b> Black Metal PVD	1.508	<b>713</b> Antique Brass	1.609

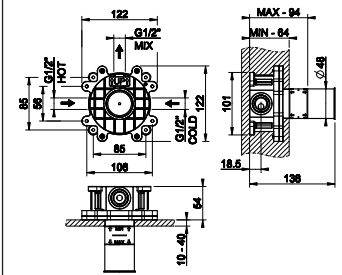
**63412**

Built-in part for wall-mounted basin mixer, one-way.  
 Parte incasso miscelatore lavabo a parete 1 via



<b>239</b> Steel Brushed	210
--------------------------	-----

**63412+72109**

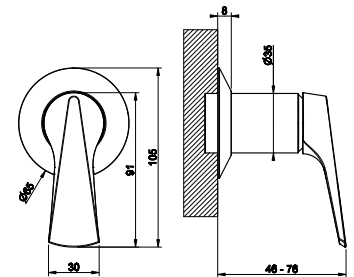


**72109**

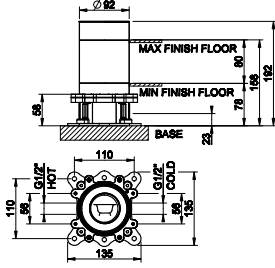
External part wall-mounted one-way basin mixer.  
 Parte esterna miscelatore lavabo a parete 1 via.



<b>031</b> Chrome	263	<b>708</b> Copper Brushed PVD	416
<b>149</b> Finox Brushed Nickel	356	<b>735</b> Warm Bronze PVD	390
<b>299</b> Matte Black	356	<b>726</b> Warm Bronze Br. PVD	416
<b>720</b> Nickel PVD	390	<b>710</b> Brass PVD	390
<b>706</b> Black Metal PVD	390	<b>727</b> Brass Brushed PVD	416
<b>707</b> Black Metal Br. PVD	416	<b>845</b> Dark Bronze	416
<b>030</b> Copper PVD	390		



**46189+72095**



**46189**

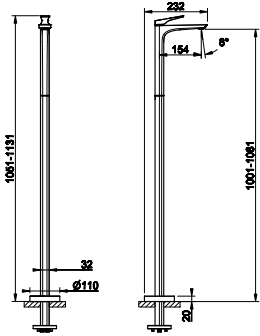
Built-in part for freestanding basin/bath mixer with spout  
 Parte incasso miscelatori lavabo/vasca da terra con bocca

<b>031</b> Chrome	356
-------------------	-----




**72095**

External part freestanding basin mixer.  
 Parte esterna miscelatore lavabo da terra.

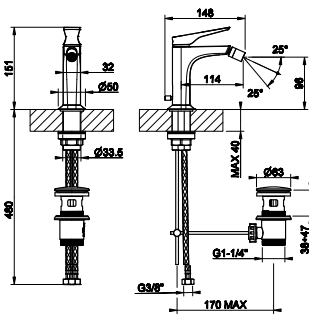


<b>031</b> Chrome	1.654	<b>708</b> Copper Brushed PVD	2.614
<b>149</b> Finox Brushed Nickel	2.234	<b>735</b> Warm Bronze PVD	2.448
<b>299</b> Matte Black	2.234	<b>726</b> Warm Bronze Br. PVD	2.614
<b>720</b> Nickel PVD	2.448	<b>710</b> Brass PVD	2.448
<b>706</b> Black Metal PVD	2.448	<b>727</b> Brass Brushed PVD	2.614
<b>707</b> Black Metal Br. PVD	2.614	<b>845</b> Dark Bronze	2.614
<b>030</b> Copper PVD	2.448		



**72007**

Bidet mixer with waste and connecting flexibles.  
 Miscelatore bidet con scarico e flessibili di collegamento.



<b>031</b> Chrome	393	<b>708</b> Copper Brushed PVD	621
<b>149</b> Finox Brushed Nickel	531	<b>735</b> Warm Bronze PVD	582
<b>299</b> Matte Black	531	<b>726</b> Warm Bronze Br. PVD	621
<b>720</b> Nickel PVD	582	<b>710</b> Brass PVD	582
<b>706</b> Black Metal PVD	582	<b>727</b> Brass Brushed PVD	621
<b>707</b> Black Metal Br. PVD	621	<b>845</b> Dark Bronze	621
<b>030</b> Copper PVD	582		



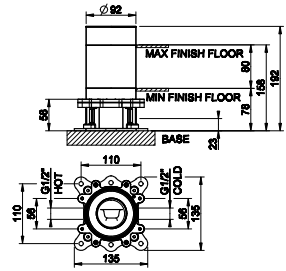
**46189**

Built-in part for freestanding basin/bath mixer with spout  
Parte incasso miscelatori lavabo/vasca da terra con bocca



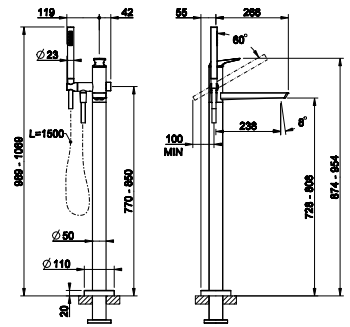
<b>031</b> Chrome	356
-------------------	-----

**46189+72028**



**72028**

External part freestanding bath mixer with automatic diverter and antilimestone handshower.  
Parte esterna miscelatore piantana vasca con deviatore automatico e doccia anticalcare.



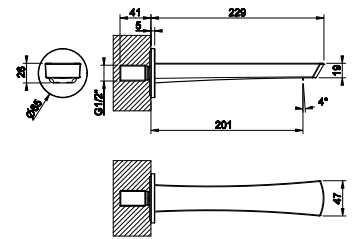
<b>031</b> Chrome	2.060	<b>708</b> Copper Brushed PVD	3.254
<b>149</b> Finox Brushed Nickel	2.781	<b>735</b> Warm Bronze PVD	3.049
<b>299</b> Matte Black	2.781	<b>726</b> Warm Bronze Br. PVD	3.254
<b>720</b> Nickel PVD	3.049	<b>710</b> Brass PVD	3.049
<b>706</b> Black Metal PVD	3.049	<b>727</b> Brass Brushed PVD	3.254
<b>707</b> Black Metal Br. PVD	3.254	<b>845</b> Dark Bronze	3.254
<b>030</b> Copper PVD	3.049		

**72103**

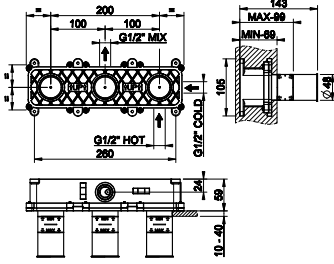
Wall-mounted bath spout.  
Bocca vasca a parete.



<b>031</b> Chrome	331	<b>708</b> Copper Brushed PVD	523
<b>149</b> Finox Brushed Nickel	448	<b>735</b> Warm Bronze PVD	491
<b>299</b> Matte Black	448	<b>726</b> Warm Bronze Br. PVD	523
<b>720</b> Nickel PVD	491	<b>710</b> Brass PVD	491
<b>706</b> Black Metal PVD	491	<b>727</b> Brass Brushed PVD	523
<b>707</b> Black Metal Br. PVD	523	<b>845</b> Dark Bronze	523
<b>030</b> Copper PVD	491		



**54139+72036**



**54139**

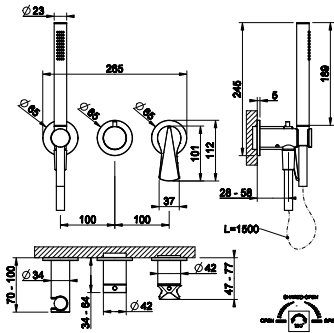
Built-in part mixer, two-ways.  
Parte incasso miscelatore 2 vie

<b>239</b> Steel Brushed	445
--------------------------	-----



**72036**

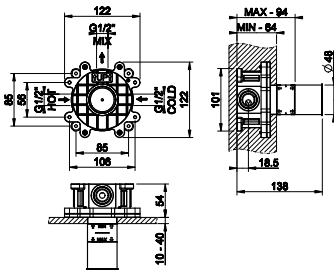
External part wall-mounted two-ways shower mixer with handshower and diverter.  
Parte esterna miscelatore doccia a parete 2 vie con doccetta e deviatore.



<b>031</b> Chrome	802	<b>708</b> Copper Brushed PVD	1.267
<b>149</b> Finox Brushed Nickel	1.083	<b>735</b> Warm Bronze PVD	1.187
<b>299</b> Matte Black	1.083	<b>726</b> Warm Bronze Br. PVD	1.267
<b>720</b> Nickel PVD	1.187	<b>710</b> Brass PVD	1.187
<b>706</b> Black Metal PVD	1.187	<b>727</b> Brass Brushed PVD	1.267
<b>707</b> Black Metal Br. PVD	1.267	<b>845</b> Dark Bronze	1.267
<b>030</b> Copper PVD	1.187		



**54055+72061**



**54055**

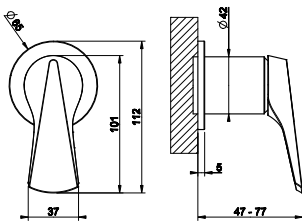
Built-in part for wall-mounted shower/basin mixer, one way  
Parte incasso miscelatore lavabo/doccia a parete 1 via

<b>239</b> Steel Brushed	230
--------------------------	-----



**72061**

External part wall-mounted one-way bath/shower mixer.  
Parte esterna miscelatore vasca/doccia a parete 1 via.



<b>031</b> Chrome	315	<b>708</b> Copper Brushed PVD	498
<b>149</b> Finox Brushed Nickel	426	<b>735</b> Warm Bronze PVD	467
<b>299</b> Matte Black	426	<b>726</b> Warm Bronze Br. PVD	498
<b>720</b> Nickel PVD	467	<b>710</b> Brass PVD	467
<b>706</b> Black Metal PVD	467	<b>727</b> Brass Brushed PVD	498
<b>707</b> Black Metal Br. PVD	498	<b>845</b> Dark Bronze	498
<b>030</b> Copper PVD	467		





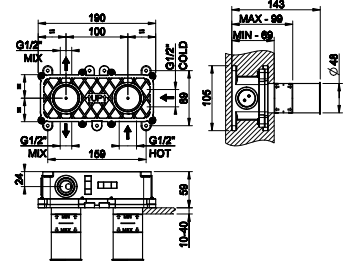
**54073**

Built-in part for wall-mounted shower mixer, two-ways.  
Parte incasso miscelatore doccia a parete 2 vie



239 Steel Brushed 401

**54073+72038**

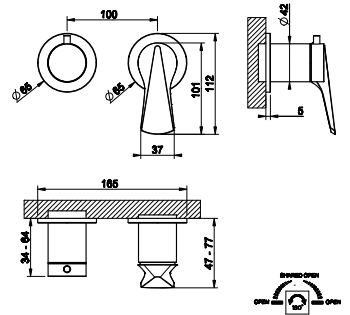


**72038**

External part wall-mounted two-ways shower mixer.  
Parte esterna miscelatore doccia a parete 2 vie.



031 Chrome	467	708 Copper Brushed PVD	738
149 Finox Brushed Nickel	630	735 Warm Bronze PVD	691
299 Matte Black	630	726 Warm Bronze Br. PVD	738
720 Nickel PVD	691	710 Brass PVD	691
706 Black Metal PVD	691	727 Brass Brushed PVD	738
707 Black Metal Br. PVD	738	845 Dark Bronze	738
030 Copper PVD	691		



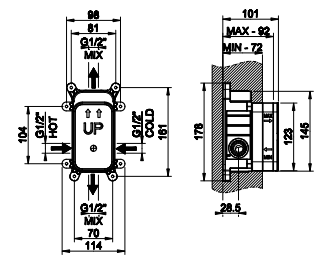
**44673**

Built-in part for wall-mounted shower mixer, two-ways.  
Parte incasso miscelatore doccia a parete 2 vie



031 Chrome 168

**44673+72079**

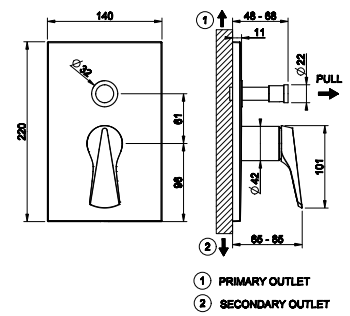


**72079**

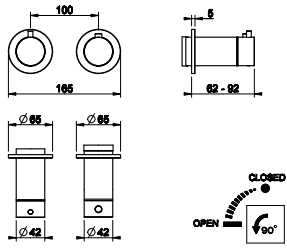
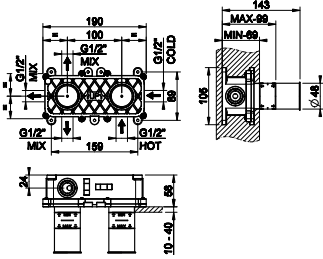
External part wall-mounted two-ways shower mixer with diverter.  
Parte esterna miscelatore doccia a parete 2 vie con deviatore.



031 Chrome	399	708 Copper Brushed PVD	632
149 Finox Brushed Nickel	539	735 Warm Bronze PVD	592
299 Matte Black	539	726 Warm Bronze Br. PVD	632
720 Nickel PVD	592	710 Brass PVD	592
706 Black Metal PVD	592	727 Brass Brushed PVD	632
707 Black Metal Br. PVD	632	845 Dark Bronze	632
030 Copper PVD	592		



**54169+63331**



**54169**

Built-in part for wall-mounted thermostatic shower mixer.  
Parte incasso Miscelatore Termostatico Doccia a parete

<b>239</b> Steel Brushed	341
--------------------------	-----



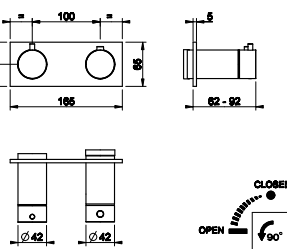
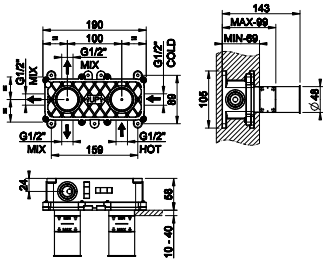
**63331**

External parts for thermostatic mixer, one-way diverter  
Parte esterna Miscelatore Termostatico Doccia a parete 1 via

<b>031</b> Chrome	601	<b>735</b> Warm Bronze PVD	890
<b>149</b> Finox Brushed Nickel	811	<b>726</b> Warm Bronze Br. PVD	949
<b>299</b> Matte Black	811	<b>710</b> Brass PVD	890
<b>720</b> Nickel PVD	890	<b>727</b> Brass Brushed PVD	949
<b>706</b> Black Metal PVD	890	<b>845</b> Dark Bronze	949
<b>707</b> Black Metal Br. PVD	949	<b>187</b> Aged Bronze	949
<b>030</b> Copper PVD	890	<b>713</b> Antique Brass	949
<b>708</b> Copper Brushed PVD	949		



**54169+63332**



**54169**

Built-in part for wall-mounted thermostatic shower mixer.  
Parte incasso Miscelatore Termostatico Doccia a parete

<b>239</b> Steel Brushed	341
--------------------------	-----



**63332**

External parts for thermostatic mixer, one-way diverter  
Parte esterna Miscelatore Termostatico Doccia a parete 1 via

<b>031</b> Chrome	665	<b>735</b> Warm Bronze PVD	983
<b>149</b> Finox Brushed Nickel	897	<b>726</b> Warm Bronze Br. PVD	1.050
<b>299</b> Matte Black	897	<b>710</b> Brass PVD	983
<b>720</b> Nickel PVD	983	<b>727</b> Brass Brushed PVD	1.050
<b>706</b> Black Metal PVD	983	<b>845</b> Dark Bronze	1.050
<b>707</b> Black Metal Br. PVD	1.050	<b>187</b> Aged Bronze	1.050
<b>030</b> Copper PVD	983	<b>713</b> Antique Brass	1.050
<b>708</b> Copper Brushed PVD	1.050		



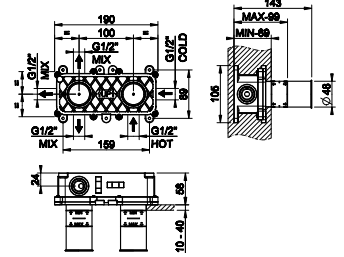
**54169**

Built-in part for wall-mounted thermostatic shower mixer.  
Parte incasso Miscelatore Termostatico Doccia a parete



<b>239</b> Steel Brushed	341
--------------------------	-----

**54169+63333**

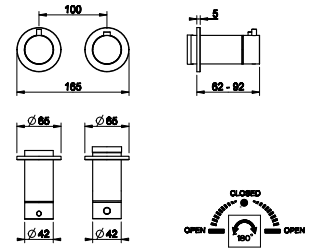


**63333**

External parts for thermostatic mixer, two-ways diverter  
Parte esterna Miscelatore Termostatico Doccia a parete 2 vie




<b>031</b> Chrome	601	<b>735</b> Warm Bronze PVD	890
<b>149</b> Finox Brushed Nickel	811	<b>726</b> Warm Bronze Br. PVD	949
<b>299</b> Matte Black	811	<b>710</b> Brass PVD	890
<b>720</b> Nickel PVD	890	<b>727</b> Brass Brushed PVD	949
<b>706</b> Black Metal PVD	890	<b>845</b> Dark Bronze	949
<b>707</b> Black Metal Br. PVD	949	<b>187</b> Aged Bronze	949
<b>030</b> Copper PVD	890	<b>713</b> Antique Brass	949
<b>708</b> Copper Brushed PVD	949		



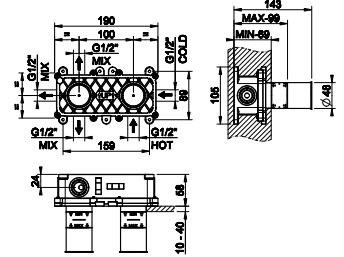
**54169**

Built-in part for wall-mounted thermostatic shower mixer.  
Parte incasso Miscelatore Termostatico Doccia a parete



<b>239</b> Steel Brushed	341
--------------------------	-----

**54169+63334**

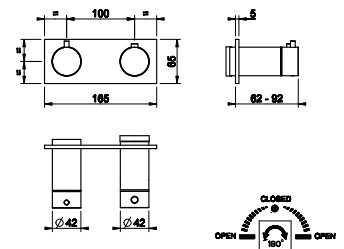


**63334**

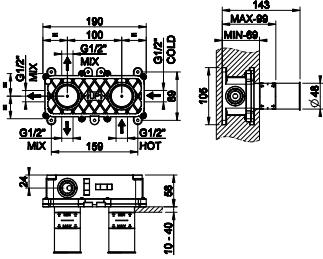
External parts for thermostatic mixer, two-ways diverter  
Parte esterna Miscelatore Termostatico Doccia a parete 2 vie



<b>031</b> Chrome	665	<b>735</b> Warm Bronze PVD	983
<b>149</b> Finox Brushed Nickel	897	<b>726</b> Warm Bronze Br. PVD	1.050
<b>299</b> Matte Black	897	<b>710</b> Brass PVD	983
<b>720</b> Nickel PVD	983	<b>727</b> Brass Brushed PVD	1.050
<b>706</b> Black Metal PVD	983	<b>845</b> Dark Bronze	1.050
<b>707</b> Black Metal Br. PVD	1.050	<b>187</b> Aged Bronze	1.050
<b>030</b> Copper PVD	983	<b>713</b> Antique Brass	1.050
<b>708</b> Copper Brushed PVD	1.050		



**54169+63335**



**54169**

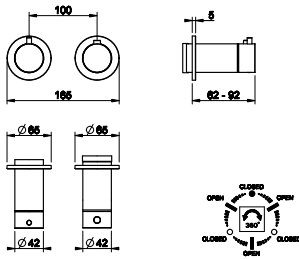
Built-in part for wall-mounted thermostatic shower mixer.  
Parte incasso Miscelatore Termostatico Doccia a parete

<b>239</b> Steel Brushed	341
--------------------------	-----



**63335**

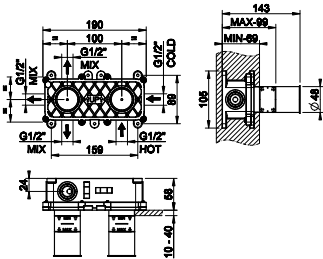
External parts for thermostatic mixer, three-ways diverter  
Parte esterna Miscelatore Termostatico Doccia a parete 3 vie



<b>031</b> Chrome	601	<b>735</b> Warm Bronze PVD	890
<b>149</b> Finox Brushed Nickel	811	<b>726</b> Warm Bronze Br. PVD	949
<b>299</b> Matte Black	811	<b>710</b> Brass PVD	890
<b>720</b> Nickel PVD	890	<b>727</b> Brass Brushed PVD	949
<b>706</b> Black Metal PVD	890	<b>845</b> Dark Bronze	949
<b>707</b> Black Metal Br. PVD	949	<b>187</b> Aged Bronze	949
<b>030</b> Copper PVD	890	<b>713</b> Antique Brass	949
<b>708</b> Copper Brushed PVD	949		



**54169+63336**



**54169**

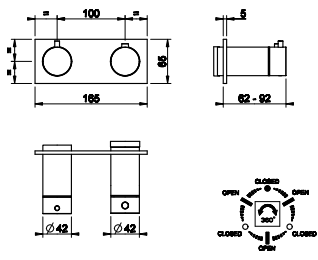
Built-in part for wall-mounted thermostatic shower mixer.  
Parte incasso Miscelatore Termostatico Doccia a parete

<b>239</b> Steel Brushed	341
--------------------------	-----



**63336**

External parts for thermostatic mixer, three-ways diverter  
Parte esterna Miscelatore Termostatico Doccia a parete 3 vie



<b>031</b> Chrome	665	<b>735</b> Warm Bronze PVD	983
<b>149</b> Finox Brushed Nickel	897	<b>726</b> Warm Bronze Br. PVD	1.050
<b>299</b> Matte Black	897	<b>710</b> Brass PVD	983
<b>720</b> Nickel PVD	983	<b>727</b> Brass Brushed PVD	1.050
<b>706</b> Black Metal PVD	983	<b>845</b> Dark Bronze	1.050
<b>707</b> Black Metal Br. PVD	1.050	<b>187</b> Aged Bronze	1.050
<b>030</b> Copper PVD	983	<b>713</b> Antique Brass	1.050
<b>708</b> Copper Brushed PVD	1.050		



**09264**

Built-in part for thermostatic mixer, TWO separate exits  
 Parte incasso miscelatore termostatico a parete 2 uscite indipendenti



<b>031</b> Chrome	821
-------------------	-----

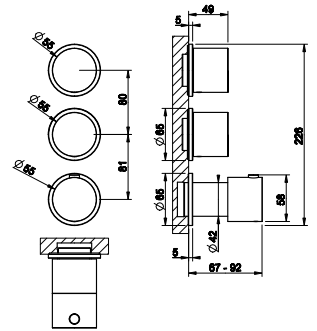
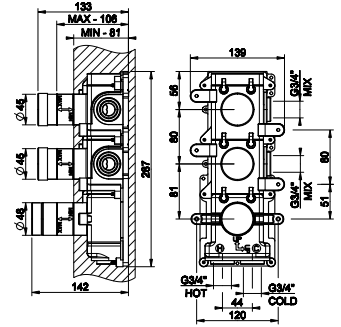
**63434**

External parts for wall-mounted thermostatic mixer. Vertical/horizontal setting up with two separate exits.  
 Parte esterna miscelatore termostatico a parete 2 uscite indipendenti. Installazione verticale/orizzontale.



<b>031</b> Chrome	879	<b>735</b> Warm Bronze PVD	1.301
<b>149</b> Finox Brushed Nickel	1.187	<b>726</b> Warm Bronze Br. PVD	1.389
<b>299</b> Matte Black	1.187	<b>710</b> Brass PVD	1.301
<b>720</b> Nickel PVD	1.301	<b>727</b> Brass Brushed PVD	1.389
<b>706</b> Black Metal PVD	1.301	<b>845</b> Dark Bronze	1.389
<b>707</b> Black Metal Br. PVD	1.389	<b>187</b> Aged Bronze	1.389
<b>030</b> Copper PVD	1.301	<b>713</b> Antique Brass	1.389
<b>708</b> Copper Brushed PVD	1.389		

**09264+63434**



**09266**

Built-in part for thermostatic mixer, THREE separate exits  
 Parte incasso miscelatore termostatico a parete 3 uscite indipendenti



<b>031</b> Chrome	915
-------------------	-----

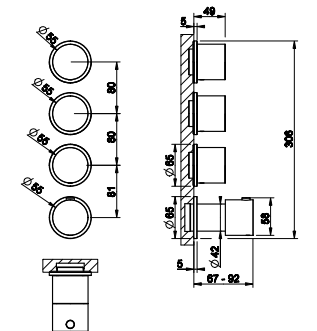
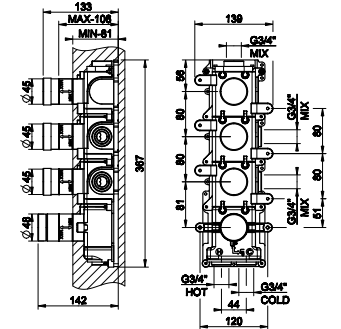
**63436**

External parts for wall-mounted thermostatic mixer. Vertical/horizontal setting up with three separate exits.  
 Parte esterna miscelatore termostatico a parete 3 uscite indipendenti. Installazione verticale/orizzontale.



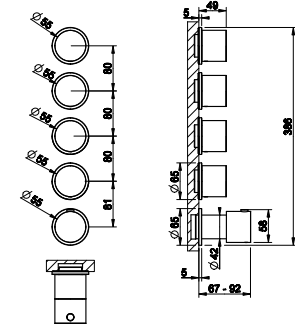
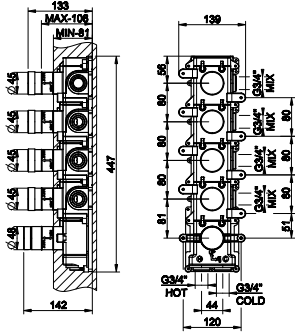
<b>031</b> Chrome	1.022	<b>735</b> Warm Bronze PVD	1.513
<b>149</b> Finox Brushed Nickel	1.380	<b>726</b> Warm Bronze Br. PVD	1.615
<b>299</b> Matte Black	1.380	<b>710</b> Brass PVD	1.513
<b>720</b> Nickel PVD	1.513	<b>727</b> Brass Brushed PVD	1.615
<b>706</b> Black Metal PVD	1.513	<b>845</b> Dark Bronze	1.615
<b>707</b> Black Metal Br. PVD	1.615	<b>187</b> Aged Bronze	1.615
<b>030</b> Copper PVD	1.513	<b>713</b> Antique Brass	1.615
<b>708</b> Copper Brushed PVD	1.615		

**09266+63436**






**09268+63438**



**09268**

Built-in part for thermostatic mixer, FOUR separate exits  
 Parte incasso miscelatore termostatico a parete 4 uscite indipendenti

<b>031</b> Chrome	1.076
-------------------	-------



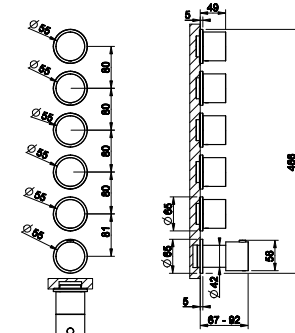
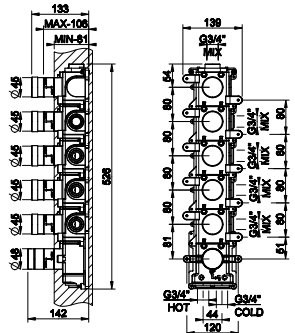
**63438**

External parts for wall-mounted thermostatic mixer. Vertical/horizontal setting up with four separate exits.  
 Parte esterna miscelatore termostatico a parete 4 uscite indipendenti. Installazione verticale/orizzontale.

<b>031</b> Chrome	1.159	<b>735</b> Warm Bronze PVD	1.716
<b>149</b> Finox Brushed Nickel	1.565	<b>726</b> Warm Bronze Br. PVD	1.832
<b>299</b> Matte Black	1.565	<b>710</b> Brass PVD	1.716
<b>720</b> Nickel PVD	1.716	<b>727</b> Brass Brushed PVD	1.832
<b>706</b> Black Metal PVD	1.716	<b>845</b> Dark Bronze	1.832
<b>707</b> Black Metal Br. PVD	1.832	<b>187</b> Aged Bronze	1.832
<b>030</b> Copper PVD	1.716	<b>713</b> Antique Brass	1.832
<b>708</b> Copper Brushed PVD	1.832		




**09263+63440**



**09263**

Built-in part for thermostatic mixer, FIVE separate exits  
 Parte incasso miscelatore termostatico a parete 5 uscite indipendenti

<b>031</b> Chrome	1.207
-------------------	-------



**63440**

External parts for wall-mounted thermostatic mixer. Vertical/horizontal setting up with five separate exits.  
 Parte esterna miscelatore termostatico a parete 5 uscite indipendenti. Installazione verticale/orizzontale.

<b>031</b> Chrome	1.272	<b>735</b> Warm Bronze PVD	1.883
<b>149</b> Finox Brushed Nickel	1.718	<b>726</b> Warm Bronze Br. PVD	2.010
<b>299</b> Matte Black	1.718	<b>710</b> Brass PVD	1.883
<b>720</b> Nickel PVD	1.883	<b>727</b> Brass Brushed PVD	2.010
<b>706</b> Black Metal PVD	1.883	<b>845</b> Dark Bronze	2.010
<b>707</b> Black Metal Br. PVD	2.010	<b>187</b> Aged Bronze	2.010
<b>030</b> Copper PVD	1.883	<b>713</b> Antique Brass	2.010
<b>708</b> Copper Brushed PVD	2.010		



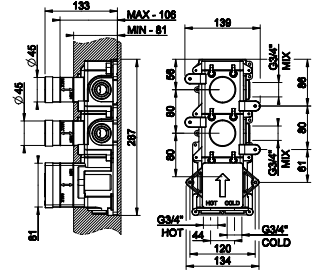


**43103**

Built-in thermostatic high-capacity mixer with TWO SEPARATE EXITS  
 Parte incasso Miscelatore termostatico alta portata 2 uscite indipendenti

031	Chrome	821
-----	--------	-----

**43103+43064**


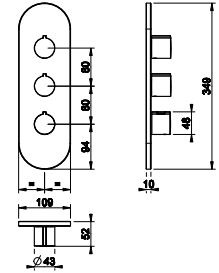


**43064**

External parts for wall-mounted thermostatic high-capacity mixer.  
 Vertical/horizontal setting up with TWO SEPARATE EXITS  
 Parte esterna Miscelatore termostatico alta portata a parete 2 uscite indipendenti . Installazione verticale/orizzontale.



031	Chrome	879	735	Warm Bronze PVD	1.695
149	Finox Brushed Nickel	1.389	726	Warm Bronze Br. PVD	1.865
299	Matte Black	1.306	710	Brass PVD	1.695
147	Chrome Brushed	1.389	727	Brass Brushed PVD	1.865
720	Nickel PVD	1.301	845	Dark Bronze	1.865
706	Black Metal PVD	1.695	187	Aged Bronze	1.865
707	Black Metal Br. PVD	1.865	713	Antique Brass	1.865
030	Copper PVD	1.695	279	Matte White	1.306
708	Copper Brushed PVD	1.865			

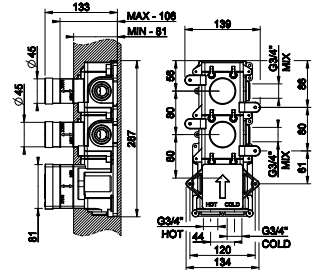


**43103**

Built-in thermostatic high-capacity mixer with TWO SEPARATE EXITS  
 Parte incasso Miscelatore termostatico alta portata 2 uscite indipendenti

031	Chrome	821
-----	--------	-----

**43103+43234**

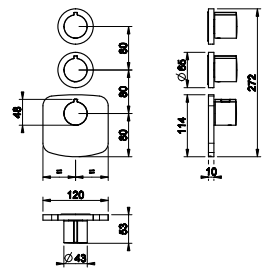


**43234**

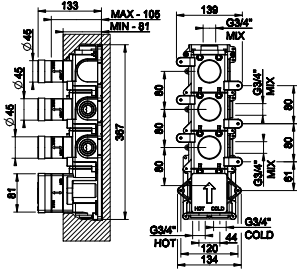
External parts for wall-mounted thermostatic high-capacity mixer.  
 Vertical/horizontal setting up with TWO SEPARATE EXITS  
 Parte esterna Miscelatore termostatico alta portata a parete 2 uscite indipendenti . Installazione verticale/orizzontale.



031	Chrome	879	735	Warm Bronze PVD	1.695
149	Finox Brushed Nickel	1.389	726	Warm Bronze Br. PVD	1.865
299	Matte Black	1.306	710	Brass PVD	1.695
147	Chrome Brushed	1.389	727	Brass Brushed PVD	1.865
720	Nickel PVD	1.301	845	Dark Bronze	1.865
706	Black Metal PVD	1.695	187	Aged Bronze	1.865
707	Black Metal Br. PVD	1.865	713	Antique Brass	1.865
030	Copper PVD	1.695	279	Matte White	1.306
708	Copper Brushed PVD	1.865			




**43105+43066**



**43105**

Built-in thermostatic high-capacity mixer with THREE SEPARATE EXITS  
 Parte incasso Miscelatore termostatico alta portata 3 uscite indipendenti

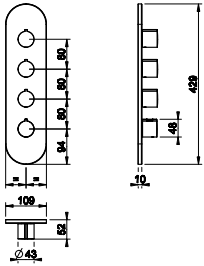
<b>031</b> Chrome	915
-------------------	-----



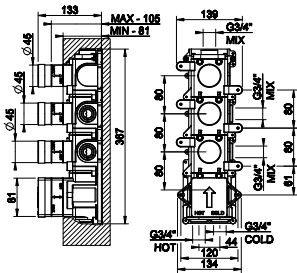
**43066**

External parts for wall-mounted thermostatic high-capacity mixer.  
 Vertical/horizontal setting up with THREE SEPARATE EXITS  
 Parte esterna Miscelatore termostatico alta portata a parete 3 uscite indipendenti . Installazione verticale/orizzontale.

<b>031</b> Chrome	1.022	<b>735</b> Warm Bronze PVD	1.950
<b>149</b> Finox Brushed Nickel	1.602	<b>726</b> Warm Bronze Br. PVD	2.144
<b>299</b> Matte Black	1.505	<b>710</b> Brass PVD	1.950
<b>147</b> Chrome Brushed	1.602	<b>727</b> Brass Brushed PVD	2.144
<b>720</b> Nickel PVD	1.512	<b>845</b> Dark Bronze	2.144
<b>706</b> Black Metal PVD	1.950	<b>187</b> Aged Bronze	2.144
<b>707</b> Black Metal Br. PVD	2.144	<b>713</b> Antique Brass	2.144
<b>030</b> Copper PVD	1.950	<b>279</b> Matte White	1.505
<b>708</b> Copper Brushed PVD	2.144		




**43105+43236**



**43105**

Built-in thermostatic high-capacity mixer with THREE SEPARATE EXITS  
 Parte incasso Miscelatore termostatico alta portata 3 uscite indipendenti

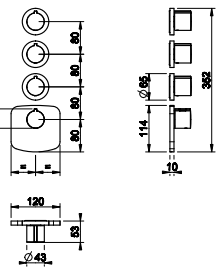

<b>031</b> Chrome	915
-------------------	-----



**43236**

External parts for wall-mounted thermostatic high-capacity mixer.  
 Vertical/horizontal setting up with THREE SEPARATE EXITS  
 Parte esterna Miscelatore termostatico alta portata a parete 3 uscite indipendenti . Installazione verticale/orizzontale.

<b>031</b> Chrome	1.022	<b>735</b> Warm Bronze PVD	1.950
<b>149</b> Finox Brushed Nickel	1.602	<b>726</b> Warm Bronze Br. PVD	2.144
<b>299</b> Matte Black	1.505	<b>710</b> Brass PVD	1.950
<b>147</b> Chrome Brushed	1.602	<b>727</b> Brass Brushed PVD	2.144
<b>720</b> Nickel PVD	1.512	<b>845</b> Dark Bronze	2.144
<b>706</b> Black Metal PVD	1.950	<b>187</b> Aged Bronze	2.144
<b>707</b> Black Metal Br. PVD	2.144	<b>713</b> Antique Brass	2.144
<b>030</b> Copper PVD	1.950	<b>279</b> Matte White	1.505
<b>708</b> Copper Brushed PVD	2.144		




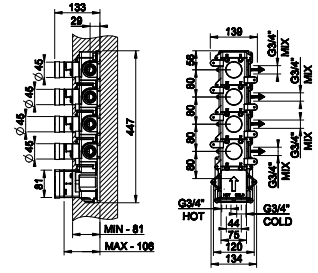


**43107**

Built-in thermostatic high-capacity mixer with FOUR SEPARATE EXITS  
 Parte incasso Miscelatore termostatico alta portata 4 uscite indipendenti

<b>031</b> Chrome	1.076
-------------------	-------

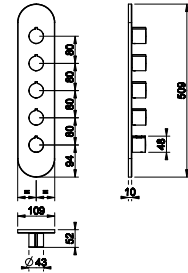
**43107+43068**



**43068**

External parts for wall-mounted thermostatic high-capacity mixer.  
 Vertical/horizontal setting up with FOUR SEPARATE EXITS  
 Parte esterna Miscelatore termostatico alta portata a parete 4 uscite indipendenti . Installazione verticale/orizzontale.

<b>031</b> Chrome	1.159	<b>735</b> Warm Bronze PVD	2.232
<b>149</b> Finox Brushed Nickel	1.829	<b>726</b> Warm Bronze Br. PVD	2.454
<b>299</b> Matte Black	1.717	<b>710</b> Brass PVD	2.232
<b>147</b> Chrome Brushed	1.829	<b>727</b> Brass Brushed PVD	2.454
<b>720</b> Nickel PVD	1.714	<b>845</b> Dark Bronze	2.454
<b>706</b> Black Metal PVD	2.232	<b>187</b> Aged Bronze	2.454
<b>707</b> Black Metal Br. PVD	2.454	<b>713</b> Antique Brass	2.454
<b>030</b> Copper PVD	2.232	<b>279</b> Matte White	1.717
<b>708</b> Copper Brushed PVD	2.454		


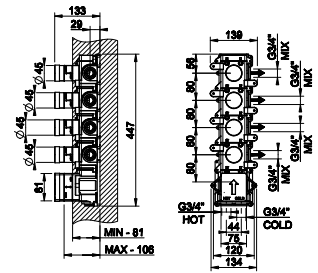


**43107**

Built-in thermostatic high-capacity mixer with FOUR SEPARATE EXITS  
 Parte incasso Miscelatore termostatico alta portata 4 uscite indipendenti

<b>031</b> Chrome	1.076
-------------------	-------

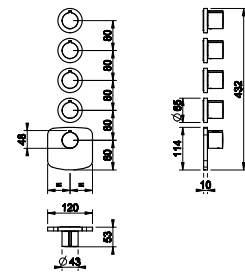
**43107+43238**



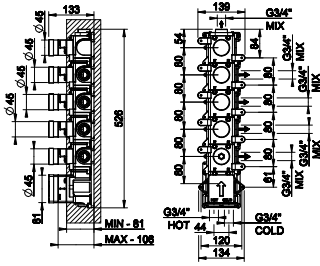
**43238**

External parts for wall-mounted thermostatic high-capacity mixer.  
 Vertical/horizontal setting up with FOUR SEPARATE EXITS  
 Parte esterna Miscelatore termostatico alta portata a parete 4 uscite indipendenti . Installazione verticale/orizzontale.

<b>031</b> Chrome	1.159	<b>735</b> Warm Bronze PVD	2.232
<b>149</b> Finox Brushed Nickel	1.829	<b>726</b> Warm Bronze Br. PVD	2.454
<b>299</b> Matte Black	1.717	<b>710</b> Brass PVD	2.232
<b>147</b> Chrome Brushed	1.829	<b>727</b> Brass Brushed PVD	2.454
<b>720</b> Nickel PVD	1.714	<b>845</b> Dark Bronze	2.454
<b>706</b> Black Metal PVD	2.232	<b>187</b> Aged Bronze	2.454
<b>707</b> Black Metal Br. PVD	2.454	<b>713</b> Antique Brass	2.454
<b>030</b> Copper PVD	2.232	<b>279</b> Matte White	1.717
<b>708</b> Copper Brushed PVD	2.454		



**43109+43070**



**43109**

Built-in thermostatic high-capacity mixer with FIVE SEPARATE EXITS  
 Parte incasso Miscelatore termostatico alta portata 5 uscite indipendenti


<b>031</b> Chrome	1.207
-------------------	-------



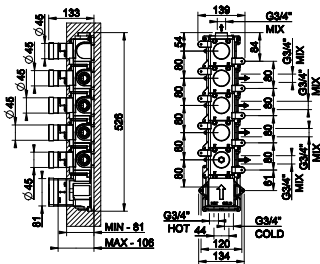
**43070**

External parts for wall-mounted thermostatic high-capacity mixer. Vertical/horizontal setting up with FIVE SEPARATE EXITS  
 Parte esterna Miscelatore termostatico alta portata a parete 5 uscite indipendenti . Installazione verticale/orizzontale.

<b>031</b> Chrome	1.272	<b>735</b> Warm Bronze PVD	2.462
<b>149</b> Finox Brushed Nickel	2.013	<b>726</b> Warm Bronze Br. PVD	2.708
<b>299</b> Matte Black	1.892	<b>710</b> Brass PVD	2.462
<b>147</b> Chrome Brushed	2.013	<b>727</b> Brass Brushed PVD	2.708
<b>720</b> Nickel PVD	1.883	<b>845</b> Dark Bronze	2.708
<b>706</b> Black Metal PVD	2.462	<b>187</b> Aged Bronze	2.708
<b>707</b> Black Metal Br. PVD	2.708	<b>713</b> Antique Brass	2.708
<b>030</b> Copper PVD	2.462	<b>279</b> Matte White	1.892
<b>708</b> Copper Brushed PVD	2.708		




**43109+43240**



**43109**

Built-in thermostatic high-capacity mixer with FIVE SEPARATE EXITS  
 Parte incasso Miscelatore termostatico alta portata 5 uscite indipendenti

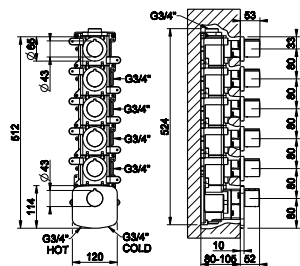

<b>031</b> Chrome	1.207
-------------------	-------



**43240**

External parts for wall-mounted thermostatic high-capacity mixer. Vertical/horizontal setting up with FIVE SEPARATE EXITS  
 Parte esterna Miscelatore termostatico alta portata a parete 5 uscite indipendenti . Installazione verticale/orizzontale.

<b>031</b> Chrome	1.272	<b>735</b> Warm Bronze PVD	2.462
<b>149</b> Finox Brushed Nickel	2.013	<b>726</b> Warm Bronze Br. PVD	2.708
<b>299</b> Matte Black	1.892	<b>710</b> Brass PVD	2.462
<b>147</b> Chrome Brushed	2.013	<b>727</b> Brass Brushed PVD	2.708
<b>720</b> Nickel PVD	1.883	<b>845</b> Dark Bronze	2.708
<b>706</b> Black Metal PVD	2.462	<b>187</b> Aged Bronze	2.708
<b>707</b> Black Metal Br. PVD	2.708	<b>713</b> Antique Brass	2.708
<b>030</b> Copper PVD	2.462	<b>279</b> Matte White	1.892
<b>708</b> Copper Brushed PVD	2.708		







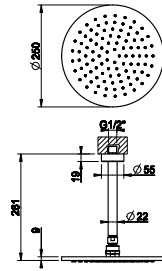


**63352**

Ceiling-mounted adjustable shower head  
Soffione a soffitto orientabile



<b>031</b> Chrome	395	<b>726</b> Warm Bronze Br. PVD	625
<b>149</b> Finox Brushed Nickel	535	<b>710</b> Brass PVD	585
<b>299</b> Matte Black	535	<b>727</b> Brass Brushed PVD	625
<b>720</b> Nickel PVD	585	<b>246</b> Gold PVD	664
<b>706</b> Black Metal PVD	585	<b>845</b> Dark Bronze	625
<b>707</b> Black Metal Br. PVD	625	<b>187</b> Aged Bronze	625
<b>030</b> Copper PVD	585	<b>713</b> Antique Brass	625
<b>708</b> Copper Brushed PVD	625	<b>279</b> Matte White	535
<b>735</b> Warm Bronze PVD	585		

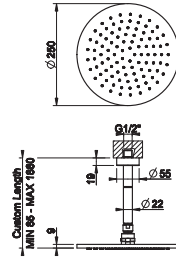


**63350**

Ceiling-mounted showerhead, length on request  
Soffione a soffitto braccio altezza personalizzabile



<b>031</b> Chrome	555	<b>726</b> Warm Bronze Br. PVD	876
<b>149</b> Finox Brushed Nickel	748	<b>710</b> Brass PVD	821
<b>299</b> Matte Black	748	<b>727</b> Brass Brushed PVD	876
<b>720</b> Nickel PVD	821	<b>246</b> Gold PVD	933
<b>706</b> Black Metal PVD	821	<b>845</b> Dark Bronze	876
<b>707</b> Black Metal Br. PVD	876	<b>187</b> Aged Bronze	876
<b>030</b> Copper PVD	821	<b>713</b> Antique Brass	876
<b>708</b> Copper Brushed PVD	876	<b>279</b> Matte White	748
<b>735</b> Warm Bronze PVD	821		

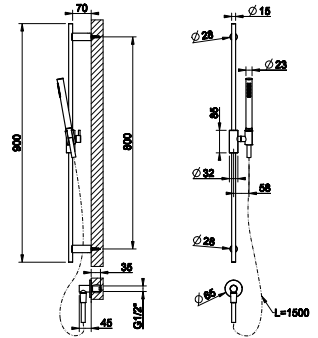


**70042**

Sliding rail with water outlet, antilimestone handshower and 1,50 m flexible hose.  
Asta saliscendi con presa acqua, doccetta anticalcare e flessibile 1,50 m.



<b>031</b> Chrome	638	<b>735</b> Warm Bronze PVD	945
<b>149</b> Finox Brushed Nickel	862	<b>726</b> Warm Bronze Br. PVD	1.009
<b>299</b> Matte Black	862	<b>710</b> Brass PVD	945
<b>720</b> Nickel PVD	945	<b>727</b> Brass Brushed PVD	1.009
<b>706</b> Black Metal PVD	945	<b>845</b> Dark Bronze	1.009
<b>707</b> Black Metal Br. PVD	1.009	<b>187</b> Aged Bronze	1.009
<b>030</b> Copper PVD	945	<b>713</b> Antique Brass	1.009
<b>708</b> Copper Brushed PVD	1.009		



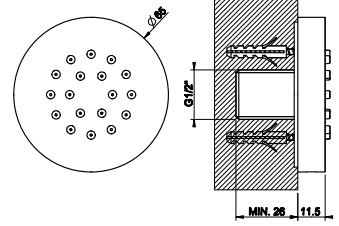


**32971**

Lateral body jet  
Soffione laterale



031	Chrome	233	735	Warm Bronze PVD	344
149	Finox Brushed Nickel	335	726	Warm Bronze Br. PVD	367
299	Matte Black	291	710	Brass PVD	344
147	Chrome Brushed	335	727	Brass Brushed PVD	367
720	Nickel PVD	345	246	Gold PVD	390
706	Black Metal PVD	344	845	Dark Bronze	369
707	Black Metal Br. PVD	367	187	Aged Bronze	367
030	Copper PVD	344	713	Antique Brass	367
708	Copper Brushed PVD	367	279	Matte White	291

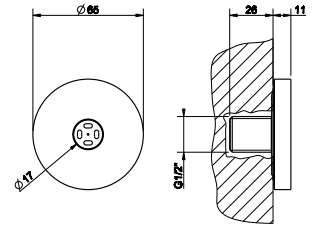


**32977**

Lateral nebulizer  
Nebulizzatore laterale



031	Chrome	202	735	Warm Bronze PVD	299
149	Finox Brushed Nickel	258	726	Warm Bronze Br. PVD	319
299	Matte Black	252	710	Brass PVD	299
147	Chrome Brushed	258	727	Brass Brushed PVD	319
720	Nickel PVD	300	246	Gold PVD	339
706	Black Metal PVD	299	845	Dark Bronze	320
707	Black Metal Br. PVD	319	187	Aged Bronze	319
030	Copper PVD	299	713	Antique Brass	319
708	Copper Brushed PVD	319	279	Matte White	252



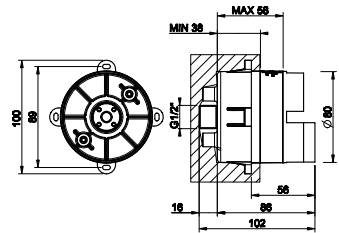
**32985**

Built-in part lateral and adjustable body jet  
Parte incasso Soffione laterale orientabile



031	Chrome	157
-----	--------	-----

**32985+32982**

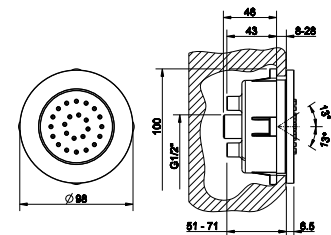


**32982**

External parts for adjustable lateral body jet  
Parte esterna Soffione laterale orientabile



031	Chrome	309	735	Warm Bronze PVD	532
149	Finox Brushed Nickel	436	726	Warm Bronze Br. PVD	578
299	Matte Black	426	710	Brass PVD	532
147	Chrome Brushed	436	727	Brass Brushed PVD	578
720	Nickel PVD	458	246	Gold PVD	624
706	Black Metal PVD	532	845	Dark Bronze	489
707	Black Metal Br. PVD	578	187	Aged Bronze	578
030	Copper PVD	532	713	Antique Brass	578
708	Copper Brushed PVD	578	279	Matte White	426

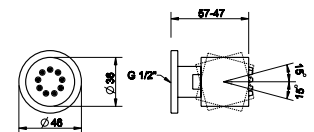


**13375**

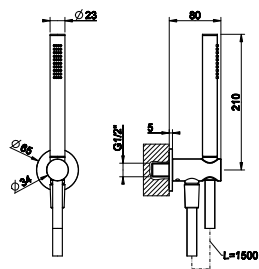
Adjustable lateral body jet  
Soffione laterale orientabile



031	Chrome	165	735	Warm Bronze PVD	243
149	Finox Brushed Nickel	215	726	Warm Bronze Br. PVD	260
299	Matte Black	206	710	Brass PVD	243
147	Chrome Brushed	215	727	Brass Brushed PVD	260
720	Nickel PVD	245	246	Gold PVD	276
706	Black Metal PVD	243	845	Dark Bronze	261
707	Black Metal Br. PVD	260	187	Aged Bronze	260
030	Copper PVD	243	713	Antique Brass	260
708	Copper Brushed PVD	260	279	Matte White	206





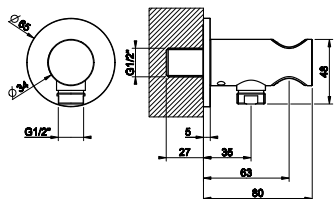


**63329**

Shower set with water outlet, 1,50 m flexible hose and antilimestone handshower

Set doccia con presa acqua, doccetta anticalcare e flessibile 1,50 m

<b>031</b> Chrome	346	<b>735</b> Warm Bronze PVD	513
<b>149</b> Finox Brushed Nickel	468	<b>726</b> Warm Bronze Br. PVD	546
<b>299</b> Matte Black	468	<b>710</b> Brass PVD	513
<b>720</b> Nickel PVD	513	<b>727</b> Brass Brushed PVD	546
<b>706</b> Black Metal PVD	513	<b>845</b> Dark Bronze	546
<b>707</b> Black Metal Br. PVD	546	<b>187</b> Aged Bronze	546
<b>030</b> Copper PVD	513	<b>713</b> Antique Brass	546
<b>708</b> Copper Brushed PVD	546		

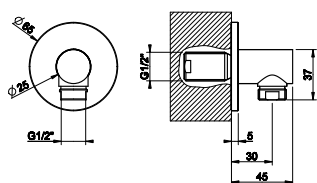


**63461**

Water outlet and handshower hook

Presa acqua con supporto doccetta

<b>031</b> Chrome	187	<b>735</b> Warm Bronze PVD	278
<b>149</b> Finox Brushed Nickel	254	<b>726</b> Warm Bronze Br. PVD	297
<b>299</b> Matte Black	254	<b>710</b> Brass PVD	278
<b>720</b> Nickel PVD	278	<b>727</b> Brass Brushed PVD	297
<b>706</b> Black Metal PVD	278	<b>845</b> Dark Bronze	297
<b>707</b> Black Metal Br. PVD	297	<b>187</b> Aged Bronze	297
<b>030</b> Copper PVD	278	<b>713</b> Antique Brass	297
<b>708</b> Copper Brushed PVD	297		

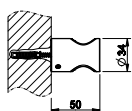


**63469**

Water outlet

Presa acqua

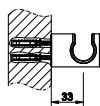
<b>031</b> Chrome	122	<b>735</b> Warm Bronze PVD	181
<b>149</b> Finox Brushed Nickel	165	<b>726</b> Warm Bronze Br. PVD	193
<b>299</b> Matte Black	165	<b>710</b> Brass PVD	181
<b>720</b> Nickel PVD	181	<b>727</b> Brass Brushed PVD	193
<b>706</b> Black Metal PVD	181	<b>845</b> Dark Bronze	193
<b>707</b> Black Metal Br. PVD	193	<b>187</b> Aged Bronze	193
<b>030</b> Copper PVD	181	<b>713</b> Antique Brass	193
<b>708</b> Copper Brushed PVD	193		



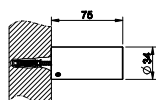
**58157**

Fixed handshower hook

Supporto fisso per doccetta



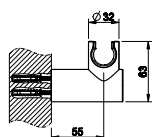
<b>031</b> Chrome	94	<b>735</b> Warm Bronze PVD	139
<b>149</b> Finox Brushed Nickel	122	<b>726</b> Warm Bronze Br. PVD	149
<b>299</b> Matte Black	117	<b>710</b> Brass PVD	139
<b>720</b> Nickel PVD	139	<b>727</b> Brass Brushed PVD	149
<b>706</b> Black Metal PVD	139	<b>246</b> Gold PVD	158
<b>707</b> Black Metal Br. PVD	149	<b>845</b> Dark Bronze	149
<b>030</b> Copper PVD	139	<b>187</b> Aged Bronze	149
<b>708</b> Copper Brushed PVD	149	<b>713</b> Antique Brass	149



**58160**

Adjustable handshower hook

Supporto duplex orientabile per doccetta



<b>031</b> Chrome	166	<b>735</b> Warm Bronze PVD	246
<b>149</b> Finox Brushed Nickel	216	<b>726</b> Warm Bronze Br. PVD	262
<b>299</b> Matte Black	207	<b>710</b> Brass PVD	246
<b>720</b> Nickel PVD	246	<b>727</b> Brass Brushed PVD	262
<b>706</b> Black Metal PVD	246	<b>246</b> Gold PVD	278
<b>707</b> Black Metal Br. PVD	262	<b>845</b> Dark Bronze	263
<b>030</b> Copper PVD	246	<b>187</b> Aged Bronze	262
<b>708</b> Copper Brushed PVD	262	<b>713</b> Antique Brass	262

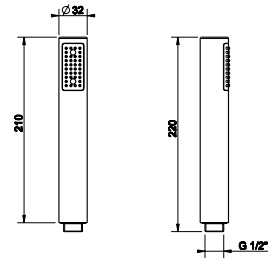




**14372**

Antilimestone handshower.  
Doccetta anticalcare.

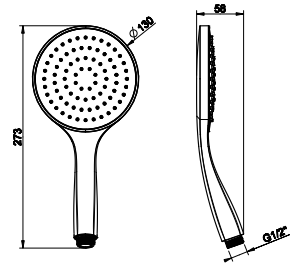
<b>031</b> Chrome	53	<b>726</b> Warm Bronze Br. PVD	182
<b>149</b> Finox Brushed Nickel	89	<b>710</b> Brass PVD	165
<b>299</b> Matte Black	88	<b>727</b> Brass Brushed PVD	182
<b>720</b> Nickel PVD	165	<b>246</b> Gold PVD	201
<b>706</b> Black Metal PVD	165	<b>845</b> Dark Bronze	182
<b>707</b> Black Metal Br. PVD	182	<b>187</b> Aged Bronze	182
<b>030</b> Copper PVD	165	<b>713</b> Antique Brass	182
<b>708</b> Copper Brushed PVD	182	<b>279</b> Matte White	93
<b>735</b> Warm Bronze PVD	165		



**14370**

antilimestone handshower  
Doccetta anticalcare

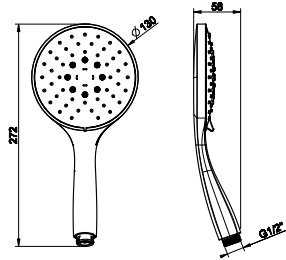
<b>031</b> Chrome	75	<b>735</b> Warm Bronze PVD	173
<b>149</b> Finox Brushed Nickel	150	<b>726</b> Warm Bronze Br. PVD	185
<b>299</b> Matte Black	150	<b>710</b> Brass PVD	173
<b>147</b> Chrome Brushed	150	<b>727</b> Brass Brushed PVD	185
<b>720</b> Nickel PVD	173	<b>246</b> Gold PVD	196
<b>706</b> Black Metal PVD	173	<b>845</b> Dark Bronze	185
<b>707</b> Black Metal Br. PVD	185	<b>187</b> Aged Bronze	185
<b>030</b> Copper PVD	173	<b>713</b> Antique Brass	185
<b>708</b> Copper Brushed PVD	185	<b>279</b> Matte White	150



**14376**

Three-setting antilimestone handshower with white insert  
Doccetta anticalcare tre getti con inserto bianco

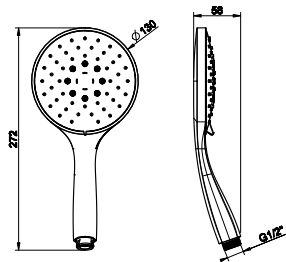
<b>031</b> Chrome	160	<b>735</b> Warm Bronze PVD	253
<b>149</b> Finox Brushed Nickel	216	<b>726</b> Warm Bronze Br. PVD	269
<b>299</b> Matte Black	216	<b>710</b> Brass PVD	253
<b>147</b> Chrome Brushed	216	<b>727</b> Brass Brushed PVD	269
<b>720</b> Nickel PVD	253	<b>246</b> Gold PVD	285
<b>706</b> Black Metal PVD	253	<b>845</b> Dark Bronze	269
<b>707</b> Black Metal Br. PVD	269	<b>187</b> Aged Bronze	269
<b>030</b> Copper PVD	253	<b>713</b> Antique Brass	269
<b>708</b> Copper Brushed PVD	269	<b>279</b> Matte White	216



**14378**

Three-setting antilimestone handshower with black insert.  
Doccetta anticalcare tre-getti con inserto nero.

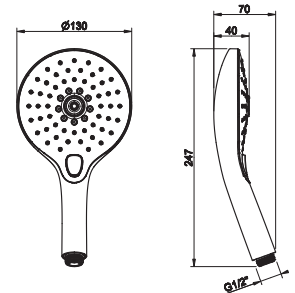
<b>031</b> Chrome	160	<b>735</b> Warm Bronze PVD	253
<b>149</b> Finox Brushed Nickel	216	<b>726</b> Warm Bronze Br. PVD	269
<b>299</b> Matte Black	216	<b>710</b> Brass PVD	253
<b>147</b> Chrome Brushed	216	<b>727</b> Brass Brushed PVD	269
<b>720</b> Nickel PVD	253	<b>246</b> Gold PVD	285
<b>706</b> Black Metal PVD	253	<b>845</b> Dark Bronze	269
<b>707</b> Black Metal Br. PVD	269	<b>187</b> Aged Bronze	269
<b>030</b> Copper PVD	253	<b>713</b> Antique Brass	269
<b>708</b> Copper Brushed PVD	269	<b>279</b> Matte White	216

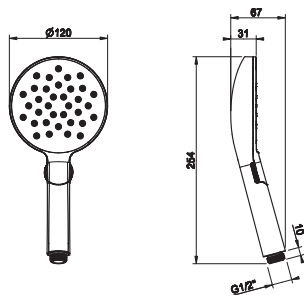


**47351**

Three-jets anti-limescale hand shower with push button selector  
Doccetta anticalcare tre getti con selettore a pulsante

<b>031</b> Chrome	124	<b>735</b> Warm Bronze PVD	196
<b>149</b> Finox Brushed Nickel	168	<b>726</b> Warm Bronze Br. PVD	209
<b>299</b> Matte Black	168	<b>710</b> Brass PVD	196
<b>147</b> Chrome Brushed	168	<b>727</b> Brass Brushed PVD	209
<b>720</b> Nickel PVD	196	<b>246</b> Gold PVD	221
<b>706</b> Black Metal PVD	196	<b>845</b> Dark Bronze	209
<b>707</b> Black Metal Br. PVD	209	<b>187</b> Aged Bronze	209
<b>030</b> Copper PVD	196	<b>713</b> Antique Brass	209
<b>708</b> Copper Brushed PVD	209	<b>279</b> Matte White	168



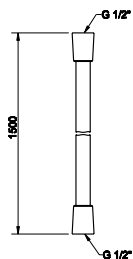


**47350**

Two function anti-limescale hand shower with wheel selector with black insert.

Doccetta anticalcare due funzioni con selettore a rotella con inserto nero.

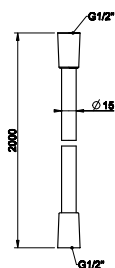
<b>031</b> Chrome	124	<b>735</b> Warm Bronze PVD	196
<b>149</b> Finox Brushed Nickel	168	<b>726</b> Warm Bronze Br. PVD	209
<b>299</b> Matte Black	168	<b>710</b> Brass PVD	196
<b>147</b> Chrome Brushed	168	<b>727</b> Brass Brushed PVD	209
<b>720</b> Nickel PVD	196	<b>246</b> Gold PVD	221
<b>706</b> Black Metal PVD	196	<b>845</b> Dark Bronze	209
<b>707</b> Black Metal Br. PVD	209	<b>187</b> Aged Bronze	209
<b>030</b> Copper PVD	196	<b>713</b> Antique Brass	209
<b>708</b> Copper Brushed PVD	209	<b>279</b> Matte White	168



**01637**

1,50 m Cromalux flexible hose with conic 1/2" connections  
Flessibile Cromalux lunghezza 1,50 m con attacco da 1/2" conico

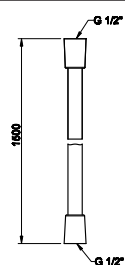
<b>031</b> Chrome	55	<b>710</b> Brass PVD	87
<b>149</b> Finox Brushed Nickel	62	<b>727</b> Brass Brushed PVD	93
<b>299</b> Matte Black	103	<b>246</b> Gold PVD	102
<b>720</b> Nickel PVD	79	<b>080</b> Gold CCP	91
<b>706</b> Black Metal PVD	87	<b>087</b> Gold Brushed CCP	91
<b>707</b> Black Metal Br. PVD	93	<b>845</b> Dark Bronze	93
<b>030</b> Copper PVD	87	<b>187</b> Aged Bronze	102
<b>708</b> Copper Brushed PVD	93	<b>713</b> Antique Brass	102
<b>735</b> Warm Bronze PVD	87	<b>279</b> Matte White	103
<b>726</b> Warm Bronze Br. PVD	93		



**28746**

2,00 m Cromalux flexible hose with conic 1/2" connections  
Flessibile Cromalux lunghezza 2,00 m con attacco da 1/2" conico

<b>031</b> Chrome	65	<b>710</b> Brass PVD	103
<b>149</b> Finox Brushed Nickel	79	<b>727</b> Brass Brushed PVD	110
<b>299</b> Matte Black	116	<b>246</b> Gold PVD	116
<b>720</b> Nickel PVD	93	<b>080</b> Gold CCP	111
<b>706</b> Black Metal PVD	103	<b>087</b> Gold Brushed CCP	111
<b>707</b> Black Metal Br. PVD	110	<b>845</b> Dark Bronze	110
<b>030</b> Copper PVD	103	<b>187</b> Aged Bronze	129
<b>708</b> Copper Brushed PVD	110	<b>713</b> Antique Brass	129
<b>735</b> Warm Bronze PVD	103	<b>279</b> Matte White	116
<b>726</b> Warm Bronze Br. PVD	110		



**54137**

1,50 m Darkflex black flexible hose and cap in finish  
Flessibile Darkflex nero e calotta in finitura, lunghezza 1,50 m

<b>031</b> Chrome	69	<b>735</b> Warm Bronze PVD	110
<b>239</b> Steel Brushed	94	<b>726</b> Warm Bronze Br. PVD	116
<b>299</b> Matte Black	93	<b>710</b> Brass PVD	110
<b>720</b> Nickel PVD	94	<b>727</b> Brass Brushed PVD	116
<b>706</b> Black Metal PVD	110	<b>845</b> Dark Bronze	94
<b>707</b> Black Metal Br. PVD	116	<b>187</b> Aged Bronze	94
<b>030</b> Copper PVD	110	<b>713</b> Antique Brass	94
<b>708</b> Copper Brushed PVD	116		









# VENTAGLIO ACCESSORIES

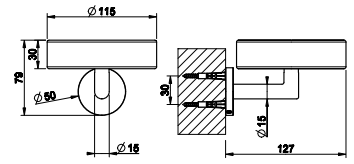


**63601**

Wall-mounted white soap holder  
Porta sapone a parete bianco



<b>031</b> Chrome	153	<b>726</b> Warm Bronze Br. PVD	242
<b>149</b> Finox Brushed Nickel	206	<b>710</b> Brass PVD	226
<b>299</b> Matte Black	206	<b>727</b> Brass Brushed PVD	242
<b>720</b> Nickel PVD	226	<b>246</b> Gold PVD	258
<b>706</b> Black Metal PVD	226	<b>845</b> Dark Bronze	242
<b>707</b> Black Metal Br. PVD	242	<b>187</b> Aged Bronze	242
<b>030</b> Copper PVD	226	<b>713</b> Antique Brass	242
<b>708</b> Copper Brushed PVD	242	<b>279</b> Matte White	206
<b>735</b> Warm Bronze PVD	226		

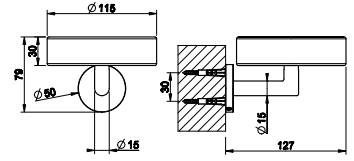


**63602**

Wall-mounted black soap holder  
Porta sapone a parete nero



<b>031</b> Chrome	153	<b>726</b> Warm Bronze Br. PVD	242
<b>149</b> Finox Brushed Nickel	206	<b>710</b> Brass PVD	226
<b>299</b> Matte Black	206	<b>727</b> Brass Brushed PVD	242
<b>720</b> Nickel PVD	226	<b>246</b> Gold PVD	258
<b>706</b> Black Metal PVD	226	<b>845</b> Dark Bronze	242
<b>707</b> Black Metal Br. PVD	242	<b>187</b> Aged Bronze	242
<b>030</b> Copper PVD	226	<b>713</b> Antique Brass	242
<b>708</b> Copper Brushed PVD	242	<b>279</b> Matte White	206
<b>735</b> Warm Bronze PVD	226		

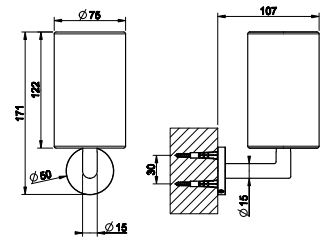


**63607**

Wall-mounted white tumbler holder  
Bicchieri a parete bianco



<b>031</b> Chrome	167	<b>726</b> Warm Bronze Br. PVD	265
<b>149</b> Finox Brushed Nickel	226	<b>710</b> Brass PVD	248
<b>299</b> Matte Black	226	<b>727</b> Brass Brushed PVD	265
<b>720</b> Nickel PVD	248	<b>246</b> Gold PVD	281
<b>706</b> Black Metal PVD	248	<b>845</b> Dark Bronze	265
<b>707</b> Black Metal Br. PVD	265	<b>187</b> Aged Bronze	265
<b>030</b> Copper PVD	248	<b>713</b> Antique Brass	265
<b>708</b> Copper Brushed PVD	265	<b>279</b> Matte White	226
<b>735</b> Warm Bronze PVD	248		

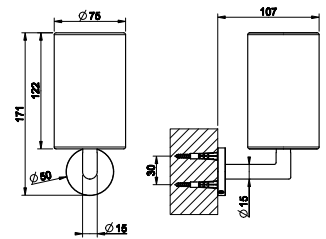


**63608**

Wall-mounted black tumbler holder  
Bicchieri a parete nero



<b>031</b> Chrome	167	<b>726</b> Warm Bronze Br. PVD	265
<b>149</b> Finox Brushed Nickel	226	<b>710</b> Brass PVD	248
<b>299</b> Matte Black	226	<b>727</b> Brass Brushed PVD	265
<b>720</b> Nickel PVD	248	<b>246</b> Gold PVD	281
<b>706</b> Black Metal PVD	248	<b>845</b> Dark Bronze	265
<b>707</b> Black Metal Br. PVD	265	<b>187</b> Aged Bronze	265
<b>030</b> Copper PVD	248	<b>713</b> Antique Brass	265
<b>708</b> Copper Brushed PVD	265	<b>279</b> Matte White	226
<b>735</b> Warm Bronze PVD	248		

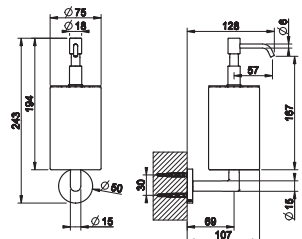


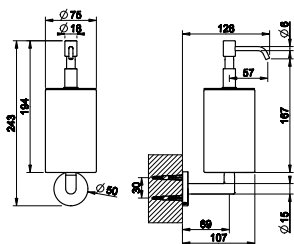
**63613**

Wall-mounted white dispenser  
Dispenser a parete bianco



<b>031</b> Chrome	275	<b>726</b> Warm Bronze Br. PVD	434
<b>149</b> Finox Brushed Nickel	371	<b>710</b> Brass PVD	407
<b>299</b> Matte Black	371	<b>727</b> Brass Brushed PVD	434
<b>720</b> Nickel PVD	407	<b>246</b> Gold PVD	462
<b>706</b> Black Metal PVD	407	<b>845</b> Dark Bronze	434
<b>707</b> Black Metal Br. PVD	434	<b>187</b> Aged Bronze	434
<b>030</b> Copper PVD	407	<b>713</b> Antique Brass	434
<b>708</b> Copper Brushed PVD	434	<b>279</b> Matte White	371
<b>735</b> Warm Bronze PVD	407		

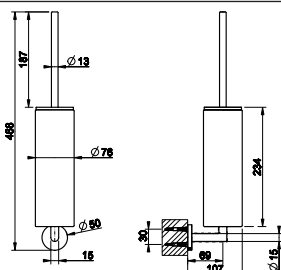




**63614**

Wall-mounted black dispenser  
Dispenser a parete nero

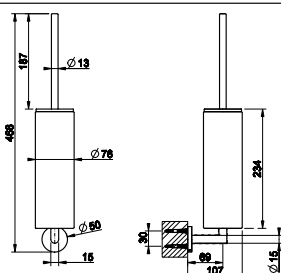
<b>031</b> Chrome	275	<b>726</b> Warm Bronze Br. PVD	434
<b>149</b> Finox Brushed Nickel	371	<b>710</b> Brass PVD	407
<b>299</b> Matte Black	371	<b>727</b> Brass Brushed PVD	434
<b>720</b> Nickel PVD	407	<b>246</b> Gold PVD	462
<b>706</b> Black Metal PVD	407	<b>845</b> Dark Bronze	434
<b>707</b> Black Metal Br. PVD	434	<b>187</b> Aged Bronze	434
<b>030</b> Copper PVD	407	<b>713</b> Antique Brass	434
<b>708</b> Copper Brushed PVD	434	<b>279</b> Matte White	371
<b>735</b> Warm Bronze PVD	407		



**63619**

Wall-mounted white toilet brush holder  
Porta scopino a parete bianco


<b>031</b> Chrome	262	<b>726</b> Warm Bronze Br. PVD	414
<b>149</b> Finox Brushed Nickel	354	<b>710</b> Brass PVD	388
<b>299</b> Matte Black	354	<b>727</b> Brass Brushed PVD	414
<b>720</b> Nickel PVD	388	<b>246</b> Gold PVD	441
<b>706</b> Black Metal PVD	388	<b>845</b> Dark Bronze	414
<b>707</b> Black Metal Br. PVD	414	<b>187</b> Aged Bronze	414
<b>030</b> Copper PVD	388	<b>713</b> Antique Brass	414
<b>708</b> Copper Brushed PVD	414	<b>279</b> Matte White	354
<b>735</b> Warm Bronze PVD	388		



**63620**

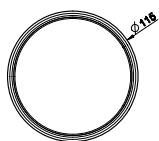
Wall-mounted black toilet brush holder  
Porta scopino a parete nero

<b>031</b> Chrome	262	<b>726</b> Warm Bronze Br. PVD	414
<b>149</b> Finox Brushed Nickel	354	<b>710</b> Brass PVD	388
<b>299</b> Matte Black	354	<b>727</b> Brass Brushed PVD	414
<b>720</b> Nickel PVD	388	<b>246</b> Gold PVD	441
<b>706</b> Black Metal PVD	388	<b>845</b> Dark Bronze	414
<b>707</b> Black Metal Br. PVD	414	<b>187</b> Aged Bronze	414
<b>030</b> Copper PVD	388	<b>713</b> Antique Brass	414
<b>708</b> Copper Brushed PVD	414	<b>279</b> Matte White	354
<b>735</b> Warm Bronze PVD	388		



**58525**

Standing soap holder, white  
Porta sapone d'appoggio bianco

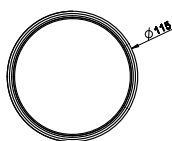


<b>031</b> Chrome	188	<b>726</b> Warm Bronze Br. PVD	297
<b>149</b> Finox Brushed Nickel	245	<b>710</b> Brass PVD	278
<b>299</b> Matte Black	236	<b>727</b> Brass Brushed PVD	297
<b>720</b> Nickel PVD	279	<b>246</b> Gold PVD	315
<b>706</b> Black Metal PVD	278	<b>845</b> Dark Bronze	298
<b>707</b> Black Metal Br. PVD	297	<b>187</b> Aged Bronze	297
<b>030</b> Copper PVD	278	<b>713</b> Antique Brass	297
<b>708</b> Copper Brushed PVD	297	<b>279</b> Matte White	254
<b>735</b> Warm Bronze PVD	278		



**58526**

Standing soap holder, black  
Porta sapone d'appoggio nero



<b>031</b> Chrome	188	<b>726</b> Warm Bronze Br. PVD	297
<b>149</b> Finox Brushed Nickel	245	<b>710</b> Brass PVD	278
<b>299</b> Matte Black	236	<b>727</b> Brass Brushed PVD	297
<b>720</b> Nickel PVD	279	<b>246</b> Gold PVD	315
<b>706</b> Black Metal PVD	278	<b>845</b> Dark Bronze	298
<b>707</b> Black Metal Br. PVD	297	<b>187</b> Aged Bronze	297
<b>030</b> Copper PVD	278	<b>713</b> Antique Brass	297
<b>708</b> Copper Brushed PVD	297	<b>279</b> Matte White	254
<b>735</b> Warm Bronze PVD	278		

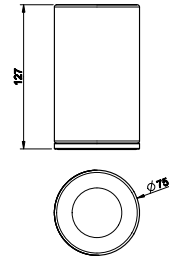


**58531**

Standing tumbler holder, white  
Porta bicchiere d'appoggio bianco



<b>031</b> Chrome	205	<b>726</b> Warm Bronze Br. PVD	324
<b>149</b> Finox Brushed Nickel	267	<b>710</b> Brass PVD	304
<b>299</b> Matte Black	256	<b>727</b> Brass Brushed PVD	324
<b>720</b> Nickel PVD	304	<b>246</b> Gold PVD	344
<b>706</b> Black Metal PVD	304	<b>845</b> Dark Bronze	324
<b>707</b> Black Metal Br. PVD	324	<b>187</b> Aged Bronze	324
<b>030</b> Copper PVD	304	<b>713</b> Antique Brass	324
<b>708</b> Copper Brushed PVD	324	<b>279</b> Matte White	277
<b>735</b> Warm Bronze PVD	304		

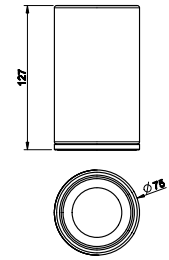


**58532**

Standing tumbler holder, black  
Porta bicchiere d'appoggio nero



<b>031</b> Chrome	205	<b>726</b> Warm Bronze Br. PVD	324
<b>149</b> Finox Brushed Nickel	267	<b>710</b> Brass PVD	304
<b>299</b> Matte Black	256	<b>727</b> Brass Brushed PVD	324
<b>720</b> Nickel PVD	304	<b>246</b> Gold PVD	344
<b>706</b> Black Metal PVD	304	<b>845</b> Dark Bronze	324
<b>707</b> Black Metal Br. PVD	324	<b>187</b> Aged Bronze	324
<b>030</b> Copper PVD	304	<b>713</b> Antique Brass	324
<b>708</b> Copper Brushed PVD	324	<b>279</b> Matte White	277
<b>735</b> Warm Bronze PVD	304		

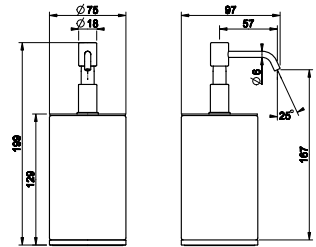


**66437**

Standing soap dispenser holder, white  
Dispenser d'appoggio bianco



<b>031</b> Chrome	290	<b>726</b> Warm Bronze Br. PVD	459
<b>149</b> Finox Brushed Nickel	392	<b>710</b> Brass PVD	430
<b>299</b> Matte Black	392	<b>727</b> Brass Brushed PVD	459
<b>720</b> Nickel PVD	430	<b>246</b> Gold PVD	488
<b>706</b> Black Metal PVD	430	<b>845</b> Dark Bronze	459
<b>707</b> Black Metal Br. PVD	459	<b>187</b> Aged Bronze	459
<b>030</b> Copper PVD	430	<b>713</b> Antique Brass	459
<b>708</b> Copper Brushed PVD	459	<b>279</b> Matte White	392
<b>735</b> Warm Bronze PVD	430		

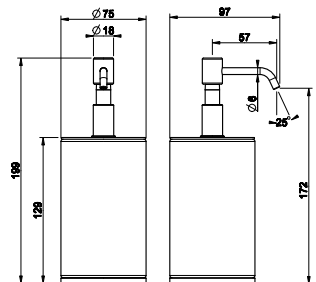


**66438**

Standing soap dispenser holder, black  
Dispenser d'appoggio nero



<b>031</b> Chrome	290	<b>726</b> Warm Bronze Br. PVD	459
<b>149</b> Finox Brushed Nickel	392	<b>710</b> Brass PVD	430
<b>299</b> Matte Black	392	<b>727</b> Brass Brushed PVD	459
<b>720</b> Nickel PVD	430	<b>246</b> Gold PVD	488
<b>706</b> Black Metal PVD	430	<b>845</b> Dark Bronze	459
<b>707</b> Black Metal Br. PVD	459	<b>187</b> Aged Bronze	459
<b>030</b> Copper PVD	430	<b>713</b> Antique Brass	459
<b>708</b> Copper Brushed PVD	459	<b>279</b> Matte White	392
<b>735</b> Warm Bronze PVD	430		

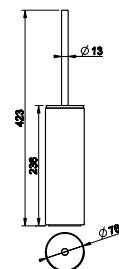


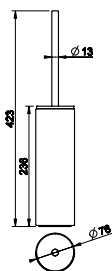
**63743**

Standing brush holder, white  
Porta scopino d'appoggio bianco



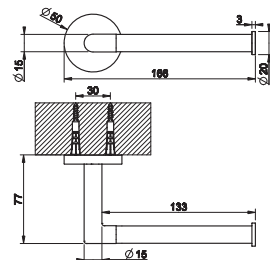
<b>031</b> Chrome	243	<b>726</b> Warm Bronze Br. PVD	385
<b>149</b> Finox Brushed Nickel	328	<b>710</b> Brass PVD	361
<b>299</b> Matte Black	328	<b>727</b> Brass Brushed PVD	385
<b>720</b> Nickel PVD	361	<b>246</b> Gold PVD	409
<b>706</b> Black Metal PVD	361	<b>845</b> Dark Bronze	385
<b>707</b> Black Metal Br. PVD	385	<b>187</b> Aged Bronze	385
<b>030</b> Copper PVD	361	<b>713</b> Antique Brass	385
<b>708</b> Copper Brushed PVD	385	<b>279</b> Matte White	328
<b>735</b> Warm Bronze PVD	361		






**63744**  
Standing brush holder, black  
Porta scopino d'appoggio nero

<b>031</b> Chrome	243	<b>726</b> Warm Bronze Br. PVD	385
<b>149</b> Finox Brushed Nickel	328	<b>710</b> Brass PVD	361
<b>299</b> Matte Black	328	<b>727</b> Brass Brushed PVD	385
<b>720</b> Nickel PVD	361	<b>246</b> Gold PVD	409
<b>706</b> Black Metal PVD	361	<b>845</b> Dark Bronze	385
<b>707</b> Black Metal Br. PVD	385	<b>187</b> Aged Bronze	385
<b>030</b> Copper PVD	361	<b>713</b> Antique Brass	385
<b>708</b> Copper Brushed PVD	385	<b>279</b> Matte White	328
<b>735</b> Warm Bronze PVD	361		

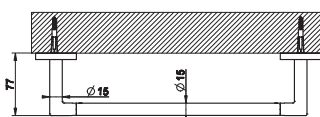


**63655**  
Wall-mounted paper roll holder  
Porta rotolo a parete


<b>031</b> Chrome	94	<b>726</b> Warm Bronze Br. PVD	149
<b>149</b> Finox Brushed Nickel	128	<b>710</b> Brass PVD	139
<b>299</b> Matte Black	128	<b>727</b> Brass Brushed PVD	149
<b>720</b> Nickel PVD	139	<b>246</b> Gold PVD	158
<b>706</b> Black Metal PVD	139	<b>845</b> Dark Bronze	149
<b>707</b> Black Metal Br. PVD	149	<b>187</b> Aged Bronze	149
<b>030</b> Copper PVD	139	<b>713</b> Antique Brass	149
<b>708</b> Copper Brushed PVD	149	<b>279</b> Matte White	128
<b>735</b> Warm Bronze PVD	139		



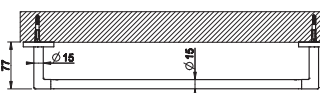
**63697**  
30 cm Towel rail  
Porta salvietta 30 cm




<b>031</b> Chrome	129	<b>726</b> Warm Bronze Br. PVD	203
<b>149</b> Finox Brushed Nickel	174	<b>710</b> Brass PVD	191
<b>299</b> Matte Black	174	<b>727</b> Brass Brushed PVD	203
<b>720</b> Nickel PVD	191	<b>246</b> Gold PVD	217
<b>706</b> Black Metal PVD	191	<b>845</b> Dark Bronze	203
<b>707</b> Black Metal Br. PVD	203	<b>187</b> Aged Bronze	203
<b>030</b> Copper PVD	191	<b>713</b> Antique Brass	203
<b>708</b> Copper Brushed PVD	203	<b>279</b> Matte White	174
<b>735</b> Warm Bronze PVD	191		



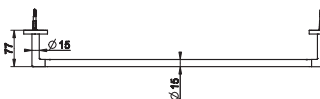
**63700**  
45 cm Towel rail  
Porta salvietta 45 cm



<b>031</b> Chrome	156	<b>726</b> Warm Bronze Br. PVD	246
<b>149</b> Finox Brushed Nickel	210	<b>710</b> Brass PVD	231
<b>299</b> Matte Black	210	<b>727</b> Brass Brushed PVD	246
<b>720</b> Nickel PVD	231	<b>246</b> Gold PVD	263
<b>706</b> Black Metal PVD	231	<b>845</b> Dark Bronze	246
<b>707</b> Black Metal Br. PVD	246	<b>187</b> Aged Bronze	246
<b>030</b> Copper PVD	231	<b>713</b> Antique Brass	246
<b>708</b> Copper Brushed PVD	246	<b>279</b> Matte White	210
<b>735</b> Warm Bronze PVD	231		



**63703**  
60 cm Towel rail  
Porta salvietta 60 cm



<b>031</b> Chrome	171	<b>726</b> Warm Bronze Br. PVD	269
<b>149</b> Finox Brushed Nickel	230	<b>710</b> Brass PVD	252
<b>299</b> Matte Black	230	<b>727</b> Brass Brushed PVD	269
<b>720</b> Nickel PVD	252	<b>246</b> Gold PVD	288
<b>706</b> Black Metal PVD	252	<b>845</b> Dark Bronze	269
<b>707</b> Black Metal Br. PVD	269	<b>187</b> Aged Bronze	269
<b>030</b> Copper PVD	252	<b>713</b> Antique Brass	269
<b>708</b> Copper Brushed PVD	269	<b>279</b> Matte White	230
<b>735</b> Warm Bronze PVD	252		

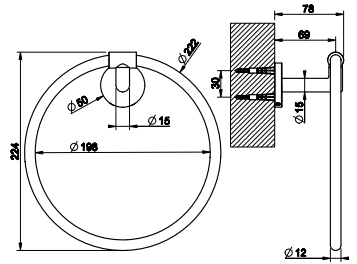


**63709**

Wall ring towel holder  
Porta salvietta a parete ad anello



<b>031</b> Chrome	165	<b>726</b> Warm Bronze Br. PVD	262
<b>149</b> Finox Brushed Nickel	223	<b>710</b> Brass PVD	245
<b>299</b> Matte Black	223	<b>727</b> Brass Brushed PVD	262
<b>720</b> Nickel PVD	245	<b>246</b> Gold PVD	278
<b>706</b> Black Metal PVD	245	<b>845</b> Dark Bronze	262
<b>707</b> Black Metal Br. PVD	262	<b>187</b> Aged Bronze	262
<b>030</b> Copper PVD	245	<b>713</b> Antique Brass	262
<b>708</b> Copper Brushed PVD	262	<b>279</b> Matte White	223
<b>735</b> Warm Bronze PVD	245		

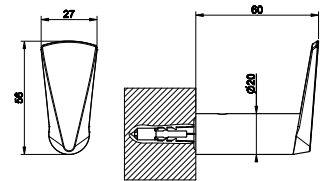


**72521**

Wall-mounted robe hook.  
Appendino a parete.



<b>031</b> Chrome	69	<b>708</b> Copper Brushed PVD	109
<b>149</b> Finox Brushed Nickel	93	<b>735</b> Warm Bronze PVD	102
<b>299</b> Matte Black	93	<b>726</b> Warm Bronze Br. PVD	109
<b>720</b> Nickel PVD	102	<b>710</b> Brass PVD	102
<b>706</b> Black Metal PVD	102	<b>727</b> Brass Brushed PVD	109
<b>707</b> Black Metal Br. PVD	109	<b>845</b> Dark Bronze	109
<b>030</b> Copper PVD	102		

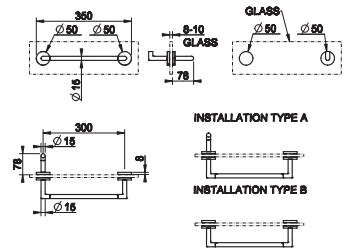


**63724**

30 cm Towel rail for glass fixing  
Maniglia e portasalvietta per vetro 30 cm



<b>031</b> Chrome	275	<b>726</b> Warm Bronze Br. PVD	434
<b>149</b> Finox Brushed Nickel	371	<b>710</b> Brass PVD	407
<b>299</b> Matte Black	371	<b>727</b> Brass Brushed PVD	434
<b>720</b> Nickel PVD	407	<b>246</b> Gold PVD	462
<b>706</b> Black Metal PVD	407	<b>845</b> Dark Bronze	434
<b>707</b> Black Metal Br. PVD	434	<b>187</b> Aged Bronze	434
<b>030</b> Copper PVD	407	<b>713</b> Antique Brass	434
<b>708</b> Copper Brushed PVD	434	<b>279</b> Matte White	371
<b>735</b> Warm Bronze PVD	407		

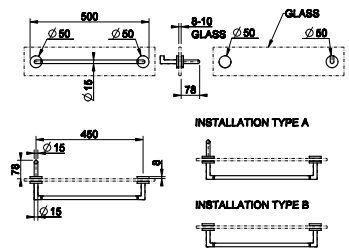


**63726**

45 cm Towel rail for glass fixing  
Maniglia e portasalvietta per vetro 45 cm



<b>031</b> Chrome	303	<b>726</b> Warm Bronze Br. PVD	479
<b>149</b> Finox Brushed Nickel	409	<b>710</b> Brass PVD	449
<b>299</b> Matte Black	409	<b>727</b> Brass Brushed PVD	479
<b>720</b> Nickel PVD	449	<b>246</b> Gold PVD	510
<b>706</b> Black Metal PVD	449	<b>845</b> Dark Bronze	479
<b>707</b> Black Metal Br. PVD	479	<b>187</b> Aged Bronze	479
<b>030</b> Copper PVD	449	<b>713</b> Antique Brass	479
<b>708</b> Copper Brushed PVD	479	<b>279</b> Matte White	409
<b>735</b> Warm Bronze PVD	449		

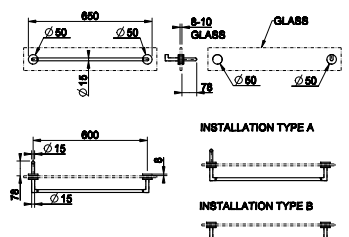


**63728**

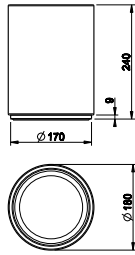
60 cm Towel rail for glass fixing  
Maniglia e portasalvietta per vetro 60 cm



<b>031</b> Chrome	317	<b>735</b> Warm Bronze PVD	469
<b>149</b> Finox Brushed Nickel	428	<b>726</b> Warm Bronze Br. PVD	500
<b>299</b> Matte Black	428	<b>710</b> Brass PVD	469
<b>706</b> Black Metal PVD	469	<b>727</b> Brass Brushed PVD	500
<b>707</b> Black Metal Br. PVD	500	<b>187</b> Aged Bronze	500
<b>030</b> Copper PVD	469	<b>713</b> Antique Brass	500
<b>708</b> Copper Brushed PVD	500	<b>279</b> Matte White	428








**45590**

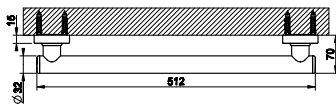
White waste-paper basket  
Gettacarta bianco

<b>031</b> Chrome	423	<b>726</b> Warm Bronze Br. PVD	666
<b>149</b> Finox Brushed Nickel	548	<b>710</b> Brass PVD	624
<b>299</b> Matte Black	527	<b>727</b> Brass Brushed PVD	666
<b>720</b> Nickel PVD	624	<b>246</b> Gold PVD	711
<b>706</b> Black Metal PVD	624	<b>845</b> Dark Bronze	666
<b>707</b> Black Metal Br. PVD	666	<b>187</b> Aged Bronze	666
<b>030</b> Copper PVD	624	<b>713</b> Antique Brass	666
<b>708</b> Copper Brushed PVD	666	<b>279</b> Matte White	527
<b>735</b> Warm Bronze PVD	624		



**58424**

Safety grip-handle for bathtub and shower enclosure, 45 cm length  
Maniglione d'appoggio per vasca/doccia 45 cm



<b>031</b> Chrome	772	<b>726</b> Warm Bronze Br. PVD	1.220
<b>149</b> Finox Brushed Nickel	1.043	<b>710</b> Brass PVD	1.143
<b>299</b> Matte Black	1.043	<b>727</b> Brass Brushed PVD	1.221
<b>720</b> Nickel PVD	1.143	<b>246</b> Gold PVD	1.296
<b>706</b> Black Metal PVD	1.143	<b>845</b> Dark Bronze	1.221
<b>707</b> Black Metal Br. PVD	1.221	<b>187</b> Aged Bronze	1.221
<b>030</b> Copper PVD	1.143	<b>713</b> Antique Brass	1.221
<b>708</b> Copper Brushed PVD	1.221	<b>279</b> Matte White	1.043
<b>735</b> Warm Bronze PVD	1.143		







GISSÌ®



# VENTAGLIO TOTAL LOOK

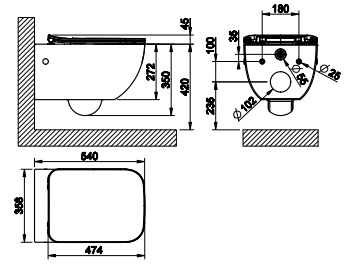




**39118**

Wall hung WC (6 litres) in Ceramic, integrated siphon. Soft-closing hardware and lateral holes plugs included in 031 finishing.  
 Vaso in ceramica a parete (6 litri) con sifone integrato. Cerniere con chiusura rallentata e coprifori laterali inclusi in finitura 031

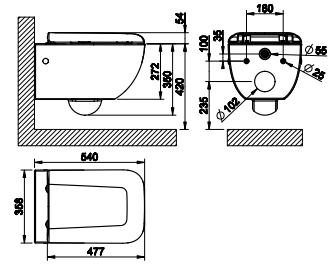
<b>518</b> White Ceramic	938
<b>531</b> Matt White Ceramic	1.336
<b>532</b> Matt Black Ceramic	1.336



**39113**

Wall hung WC (6 litres) in Ceramic, integrated siphon. Soft-closing hardware and lateral holes plugs included in 031 finishing.  
 Vaso in ceramica a parete (6 litri) con sifone integrato. Cerniere con chiusura rallentata e coprifori laterali inclusi in finitura 031

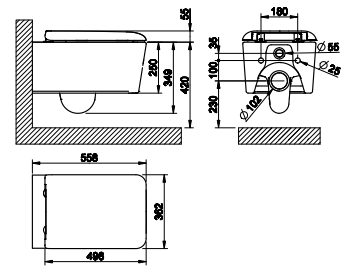
<b>518</b> White Ceramic	889
<b>531</b> Matt White Ceramic	1.332
<b>532</b> Matt Black Ceramic	1.332



**37573**

Wall hung WC (6 litres) in Ceramic. Soft-closing hardware included in 031 finishing  
 Vaso in Ceramica a parete (6 litri). Cerniere con chiusura rallentata include in finitura 031

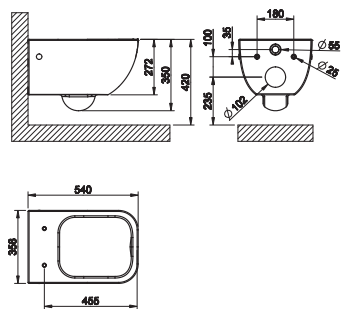
<b>518</b> White Ceramic	889
--------------------------	-----



**39114**

Wall hung WC (6 litres) in Ceramic, integrated siphon. Hardware and lateral holes plugs not included.  
 Vaso in ceramica a parete (6 litri) con sifone integrato. Cerniere e sedili non inclusi.

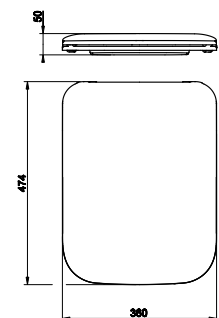
<b>518</b> White Ceramic	650
<b>531</b> Matt White Ceramic	975
<b>532</b> Matt Black Ceramic	975



**39168**

Anti-bacterial resin WC seat for item 39114. To be completed with soft-closing hardware 39184 (not included).  
 Sedile in resina antibatterica per vaso 39114. Da abbinare con cerniere 39184 (non include).

<b>031</b> Chrome	226
<b>299</b> Matte Black	306
<b>279</b> Matte White	306



**39184**

Soft-closing hardware and lateral holes plugs for WC seat 39168.

Cerniere con sistema "SOFT CLOSE" e tappi laterali per sedile 39168.

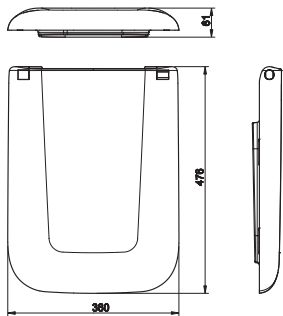
<b>031</b> Chrome	120	<b>735</b> Warm Bronze PVD	191
<b>239</b> Steel Brushed	162	<b>726</b> Warm Bronze Br. PVD	202
<b>149</b> Finox Brushed Nickel	162	<b>710</b> Brass PVD	191
<b>299</b> Matte Black	162	<b>727</b> Brass Brushed PVD	202
<b>147</b> Chrome Brushed	162	<b>246</b> Gold PVD	214
<b>720</b> Nickel PVD	191	<b>080</b> Gold CCP	264
<b>706</b> Black Metal PVD	191	<b>087</b> Gold Brushed CCP	264
<b>707</b> Black Metal Br. PVD	202	<b>187</b> Aged Bronze	202
<b>030</b> Copper PVD	191	<b>713</b> Antique Brass	202
<b>708</b> Copper Brushed PVD	202	<b>279</b> Matte White	162



**29463**

Anti-bacterial resin WC seat for item 39114. To be completed with soft-closing hardware 37584 (not included).

Sedile in resina antibatterica per vaso 39114. Da abbinare con cerniere 37584 (non include).



<b>031</b> Chrome	214
<b>299</b> Matte Black	320
<b>279</b> Matte White	320



**37584**

Soft-closing hardware and lateral holes plugs for WC seat 29463, 42117, 46757.

Cerniere con sistema "SOFT CLOSE" e tappi laterali per sedile 29463, 42117, 46757.

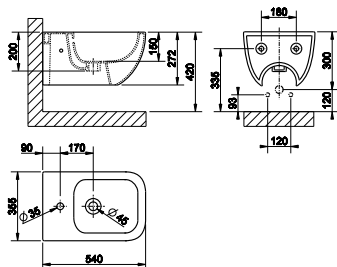
<b>031</b> Chrome	126	<b>726</b> Warm Bronze Br. PVD	212
<b>149</b> Finox Brushed Nickel	171	<b>710</b> Brass PVD	200
<b>299</b> Matte Black	171	<b>727</b> Brass Brushed PVD	212
<b>147</b> Chrome Brushed	171	<b>246</b> Gold PVD	225
<b>720</b> Nickel PVD	200	<b>080</b> Gold CCP	278
<b>706</b> Black Metal PVD	200	<b>087</b> Gold Brushed CCP	278
<b>707</b> Black Metal Br. PVD	212	<b>187</b> Aged Bronze	212
<b>030</b> Copper PVD	200	<b>713</b> Antique Brass	212
<b>708</b> Copper Brushed PVD	212	<b>279</b> Matte White	171
<b>735</b> Warm Bronze PVD	200		



**39115**

Wall hung bidet in White Europe Ceramic with overflow waste, with central hole for taps and fittings. Overflow cap and side covering caps included in 031 finishing

Bidet in Ceramica a parete con troppopieno . Con foro centrale per rubinetteria. Tappo troppopieno e copriferi laterali inclusi in finitura 031.



<b>518</b> White Ceramic	600
<b>531</b> Matt White Ceramic	899
<b>532</b> Matt Black Ceramic	899





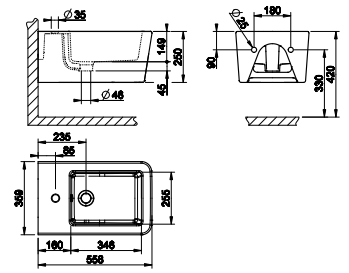


**37575**

Wall hung bidet in in Ceramic with overflow waste, with central hole for taps and fittings. Overflow cap included in 031 finishing. Drain not included

Bidet in Ceramica a parete con troppopieno . Con foro centrale per rubinetteria. Tappo troppopieno inclusi in finitura 031. Piletta non inclusa

<b>518</b> White Ceramic	600
--------------------------	-----

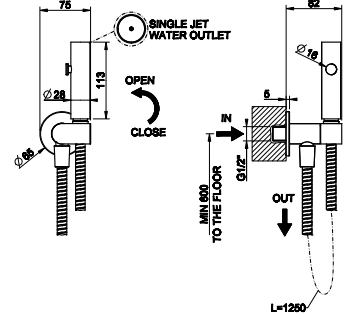


**45122**

Hydrobrush with 1/2" connection and safety valve.

Scopino a getto d'acqua a parete con attacco da 1/2" con valvola di sicurezza.

<b>031</b> Chrome	733	<b>735</b> Warm Bronze PVD	1.085
<b>149</b> Finox Brushed Nickel	990	<b>726</b> Warm Bronze Br. PVD	1.157
<b>299</b> Matte Black	990	<b>710</b> Brass PVD	1.085
<b>720</b> Nickel PVD	1.085	<b>727</b> Brass Brushed PVD	1.157
<b>706</b> Black Metal PVD	1.085	<b>187</b> Aged Bronze	1.157
<b>707</b> Black Metal Br. PVD	1.157	<b>713</b> Antique Brass	1.157
<b>030</b> Copper PVD	1.085	<b>279</b> Matte White	990
<b>708</b> Copper Brushed PVD	1.157		

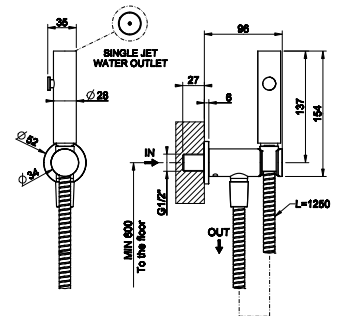


**45121**

Hydrobrush with 1/2" connection

Scopino a getto d'acqua a parete con attacco da 1/2"

<b>031</b> Chrome	633	<b>735</b> Warm Bronze PVD	936
<b>149</b> Finox Brushed Nickel	823	<b>726</b> Warm Bronze Br. PVD	1.000
<b>299</b> Matte Black	792	<b>710</b> Brass PVD	936
<b>720</b> Nickel PVD	936	<b>727</b> Brass Brushed PVD	1.000
<b>706</b> Black Metal PVD	936	<b>187</b> Aged Bronze	1.000
<b>707</b> Black Metal Br. PVD	1.000	<b>713</b> Antique Brass	1.000
<b>030</b> Copper PVD	936	<b>279</b> Matte White	792
<b>708</b> Copper Brushed PVD	1.000		

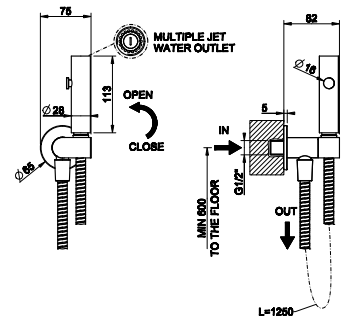


**45124**

Shut-off douchette with pipe connection and safety valve.

Doccetta shut-off a parete con valvola di sicurezza.

<b>031</b> Chrome	607	<b>735</b> Warm Bronze PVD	899
<b>149</b> Finox Brushed Nickel	820	<b>726</b> Warm Bronze Br. PVD	960
<b>299</b> Matte Black	820	<b>710</b> Brass PVD	899
<b>720</b> Nickel PVD	899	<b>727</b> Brass Brushed PVD	960
<b>706</b> Black Metal PVD	899	<b>187</b> Aged Bronze	960
<b>707</b> Black Metal Br. PVD	960	<b>713</b> Antique Brass	960
<b>030</b> Copper PVD	899	<b>279</b> Matte White	820
<b>708</b> Copper Brushed PVD	960		

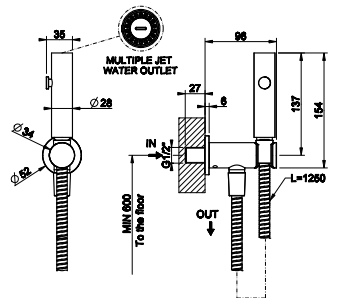


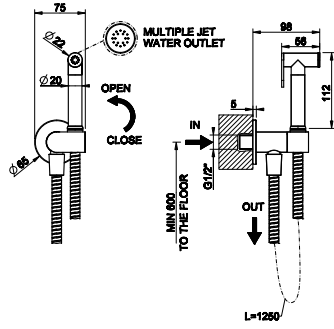
**45123**

Shut-off douchette with pipe connection

Doccetta shut-off a parete

<b>031</b> Chrome	507	<b>735</b> Warm Bronze PVD	750
<b>149</b> Finox Brushed Nickel	660	<b>726</b> Warm Bronze Br. PVD	802
<b>299</b> Matte Black	636	<b>710</b> Brass PVD	750
<b>720</b> Nickel PVD	750	<b>727</b> Brass Brushed PVD	802
<b>706</b> Black Metal PVD	750	<b>187</b> Aged Bronze	802
<b>707</b> Black Metal Br. PVD	802	<b>713</b> Antique Brass	802
<b>030</b> Copper PVD	750	<b>279</b> Matte White	636
<b>708</b> Copper Brushed PVD	802		

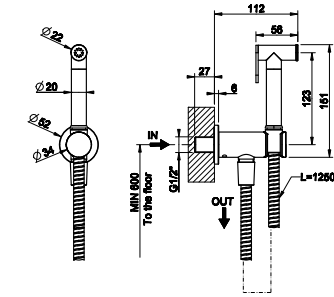




**45126**

Shut-off douchette with pipe connection and safety valve.  
Doccetta shut-off a parete con valvola di sicurezza.

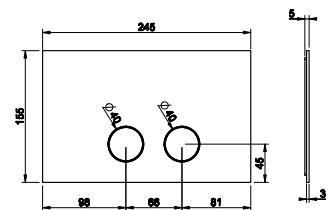
<b>031</b> Chrome	607	<b>735</b> Warm Bronze PVD	899
<b>149</b> Finox Brushed Nickel	820	<b>726</b> Warm Bronze Br. PVD	960
<b>299</b> Matte Black	820	<b>710</b> Brass PVD	899
<b>720</b> Nickel PVD	899	<b>727</b> Brass Brushed PVD	960
<b>706</b> Black Metal PVD	899	<b>187</b> Aged Bronze	960
<b>707</b> Black Metal Br. PVD	960	<b>713</b> Antique Brass	960
<b>030</b> Copper PVD	899	<b>279</b> Matte White	820
<b>708</b> Copper Brushed PVD	960		



**14331**

Shut-off douchette with pipe connection  
Doccetta shut-off a parete

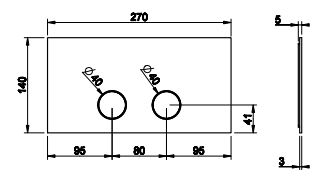
<b>031</b> Chrome	507	<b>726</b> Warm Bronze Br. PVD	802
<b>149</b> Finox Brushed Nickel	685	<b>710</b> Brass PVD	751
<b>299</b> Matte Black	685	<b>727</b> Brass Brushed PVD	802
<b>147</b> Chrome Brushed	685	<b>246</b> Gold PVD	852
<b>720</b> Nickel PVD	751	<b>716</b> Gold Brushed PVD	852
<b>706</b> Black Metal PVD	751	<b>080</b> Gold CCP	1.116
<b>707</b> Black Metal Br. PVD	802	<b>087</b> Gold Brushed CCP	1.116
<b>030</b> Copper PVD	751	<b>187</b> Aged Bronze	802
<b>708</b> Copper Brushed PVD	802	<b>713</b> Antique Brass	802
<b>735</b> Warm Bronze PVD	751		



**54611**

Cover plate GEBERIT SIGMA 8 & 12  
Placca di finitura per GEBERIT SIGMA 8 e 12

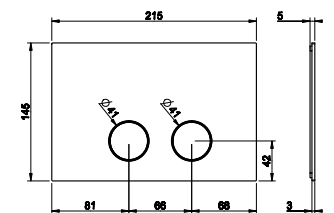

<b>031</b> Chrome	491	<b>030</b> Copper PVD	725
<b>239</b> Steel Brushed	491	<b>708</b> Copper Brushed PVD	725
<b>275</b> Matte Cipria	661	<b>735</b> Warm Bronze PVD	725
<b>273</b> Matte Greige	661	<b>726</b> Warm Bronze Br. PVD	725
<b>280</b> Matte Ocra	661	<b>710</b> Brass PVD	725
<b>281</b> Matte Coral	661	<b>727</b> Brass Brushed PVD	725
<b>276</b> Matte Agave	661	<b>246</b> Gold PVD	823
<b>299</b> Matte Black	661	<b>845</b> Dark Bronze	725
<b>720</b> Nickel PVD	727	<b>187</b> Aged Bronze	725
<b>706</b> Black Metal PVD	725	<b>713</b> Antique Brass	725
<b>707</b> Black Metal Br. PVD	725	<b>279</b> Matte White	661



**54613**

Cover plate VIEGA. Compatible with products VIEGA 1H, 2H, 2L.  
Placca di finitura VIEGA. Compatibile con i prodotti VIEGA 1H, 2H, 2L.

<b>031</b> Chrome	788	<b>030</b> Copper PVD	1.167
<b>239</b> Steel Brushed	788	<b>708</b> Copper Brushed PVD	1.167
<b>275</b> Matte Cipria	1.064	<b>735</b> Warm Bronze PVD	1.167
<b>273</b> Matte Greige	1.064	<b>726</b> Warm Bronze Br. PVD	1.167
<b>280</b> Matte Ocra	1.064	<b>710</b> Brass PVD	1.167
<b>281</b> Matte Coral	1.064	<b>727</b> Brass Brushed PVD	1.167
<b>276</b> Matte Agave	1.064	<b>246</b> Gold PVD	1.326
<b>299</b> Matte Black	1.064	<b>845</b> Dark Bronze	1.167
<b>720</b> Nickel PVD	1.167	<b>187</b> Aged Bronze	1.167
<b>706</b> Black Metal PVD	1.167	<b>713</b> Antique Brass	1.167
<b>707</b> Black Metal Br. PVD	1.167	<b>279</b> Matte White	1.064



**54617**


Cover plate TECE  
Placca di finitura per TECE

<b>031</b> Chrome	521	<b>030</b> Copper PVD	771
<b>239</b> Steel Brushed	521	<b>708</b> Copper Brushed PVD	771
<b>275</b> Matte Cipria	704	<b>735</b> Warm Bronze PVD	771
<b>273</b> Matte Greige	704	<b>726</b> Warm Bronze Br. PVD	771
<b>280</b> Matte Ocra	704	<b>710</b> Brass PVD	771
<b>281</b> Matte Coral	704	<b>727</b> Brass Brushed PVD	771
<b>276</b> Matte Agave	704	<b>246</b> Gold PVD	875
<b>299</b> Matte Black	704	<b>845</b> Dark Bronze	771
<b>720</b> Nickel PVD	771	<b>187</b> Aged Bronze	771
<b>706</b> Black Metal PVD	771	<b>713</b> Antique Brass	771
<b>707</b> Black Metal Br. PVD	771	<b>279</b> Matte White	704

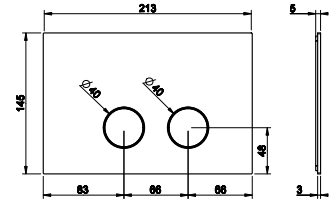


**54619**

Cover plate SANIT  
Placca di finitura per SANIT




<b>031</b> Chrome	684	<b>030</b> Copper PVD	1.013
<b>239</b> Steel Brushed	684	<b>708</b> Copper Brushed PVD	1.081
<b>275</b> Matte Cipria	923	<b>735</b> Warm Bronze PVD	1.013
<b>273</b> Matte Greige	923	<b>726</b> Warm Bronze Br. PVD	1.081
<b>280</b> Matte Odra	923	<b>710</b> Brass PVD	1.013
<b>281</b> Matte Coral	923	<b>727</b> Brass Brushed PVD	1.081
<b>276</b> Matte Agave	923	<b>246</b> Gold PVD	1.150
<b>299</b> Matte Black	923	<b>845</b> Dark Bronze	1.081
<b>720</b> Nickel PVD	1.013	<b>187</b> Aged Bronze	1.081
<b>706</b> Black Metal PVD	1.013	<b>713</b> Antique Brass	1.081
<b>707</b> Black Metal Br. PVD	1.081	<b>279</b> Matte White	923

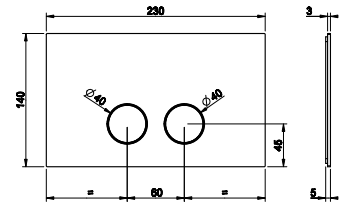


**54621**

Cover plate VIEGA PREVISTA 12.  
Placca di finitura per VIEGA PREVISTA 12.



<b>031</b> Chrome	866	<b>030</b> Copper PVD	1.281
<b>239</b> Steel Brushed	866	<b>708</b> Copper Brushed PVD	1.365
<b>275</b> Matte Cipria	1.168	<b>735</b> Warm Bronze PVD	1.281
<b>273</b> Matte Greige	1.168	<b>726</b> Warm Bronze Br. PVD	1.365
<b>280</b> Matte Odra	1.168	<b>710</b> Brass PVD	1.281
<b>281</b> Matte Coral	1.168	<b>727</b> Brass Brushed PVD	1.365
<b>276</b> Matte Agave	1.168	<b>246</b> Gold PVD	1.453
<b>299</b> Matte Black	1.168	<b>845</b> Dark Bronze	1.365
<b>720</b> Nickel PVD	1.281	<b>187</b> Aged Bronze	1.365
<b>706</b> Black Metal PVD	1.281	<b>713</b> Antique Brass	1.365
<b>707</b> Black Metal Br. PVD	1.365	<b>279</b> Matte White	1.168



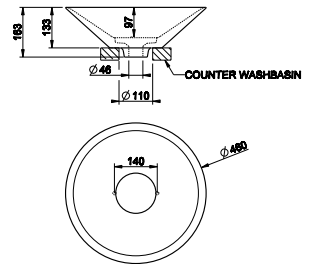
**45903**

counter console in Cristalplant® without overflow waste. No holes for taps and fittings

Lavabo in Cristalplant® d'appoggio senza troppopieno . Senza fori per rubinetteria



<b>521</b> Cristalplant Matt White	995
------------------------------------	-----



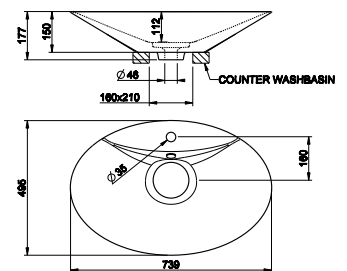
**45905**

counter console in Cristalplant® with overflow waste. With holes for taps and fittings

Lavabo in Cristalplant® d'appoggio con troppopieno . Con foro per rubinetteria



<b>521</b> Cristalplant Matt White	1.494
------------------------------------	-------



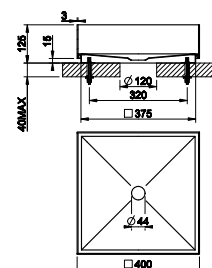
**54605**

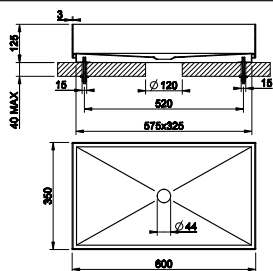
Counter washbasin 400x400mm in stainless steel, without overflow waste. Without basin waste. It can be combined with waste 54599.

Lavabo in acciaio d'appoggio senza troppopieno 400x400mm. Piletta non inclusa. Abbinabile a piletta 54599.



<b>239</b> Steel Brushed	1.390
<b>299</b> Matte Black	1.862
<b>707</b> Black Metal Br. PVD	3.091
<b>708</b> Copper Brushed PVD	3.091
<b>726</b> Warm Bronze Br. PVD	3.091
<b>727</b> Brass Brushed PVD	3.091

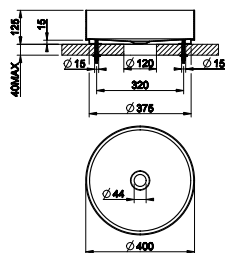




**54606**

Counter washbasin 600x350mm in stainless steel, without overflow waste. Without basin waste. It can be combined with waste 54599. Lavabo in acciaio 600x350mm d'appoggio senza troppopieno 600x350mm. Piletta non inclusa. Abbinabile a piletta 54599.

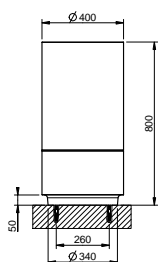
<b>239</b> Steel Brushed	1.617
<b>299</b> Matte Black	2.153
<b>707</b> Black Metal Br. PVD	3.979
<b>708</b> Copper Brushed PVD	3.979
<b>726</b> Warm Bronze Br. PVD	3.979
<b>727</b> Brass Brushed PVD	3.979



**54601**

Counter washbasin Ø400mm in stainless steel, without overflow waste. Without basin waste. It can be combined with waste 54599. Lavabo in acciaio d'appoggio senza troppopieno Ø400mm. Piletta non inclusa. Abbinabile a piletta 54599.

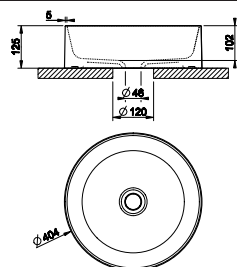
<b>239</b> Steel Brushed	999
<b>299</b> Matte Black	1.349
<b>707</b> Black Metal Br. PVD	2.954
<b>708</b> Copper Brushed PVD	2.954
<b>726</b> Warm Bronze Br. PVD	2.954
<b>727</b> Brass Brushed PVD	2.954



**54603**

Freestanding support for floor installation art 54601, 65601. Siphon and extensible drainage-pipe included. Floor drainage Supporto da terra per installazione a pavimento articolo 54601, 65601. Sifone e tubo estensibile di scarico inclusi. Scarico a terra.

<b>850</b> Cristalplant Dark Metal	5.207
------------------------------------	-------



**43460**

Deck-mounted washbasin without overflow waste. For under counter installation fixing kit item R4267 required. Lavabo d'appoggio senza troppopieno. Per installazione sotto piano necessario kit di fissaggio art. R4267.

<b>516</b> White Ceramic	493
--------------------------	-----

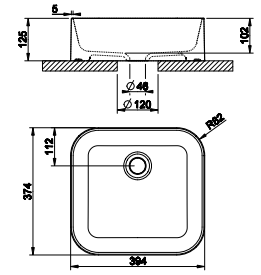




**43456**

Deck-mounted washbasin without overflow waste. For under counter installation fixing kit item R4267 required.  
Lavabo d'appoggio senza troppo pieno. Per installazione sotto piano necessario kit di fissaggio art. R4267.

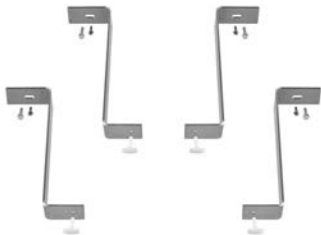
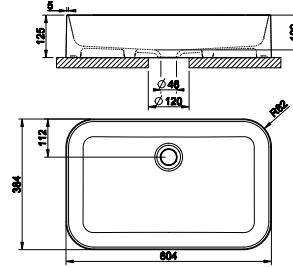
<b>516</b> White Ceramic	493
--------------------------	-----



**43458**

Deck-mounted washbasin without overflow waste. For under counter installation fixing kit item R4267 required.  
Lavabo d'appoggio senza troppo pieno. Per installazione sotto piano necessario kit di fissaggio art. R4267.

<b>516</b> White Ceramic	542
--------------------------	-----



**R4267**

Under counter installation fixing kit for item 43456, 43458, 43460.  
Kit di fissaggio per installazione sotto piano per 43456, 43458, 43460.

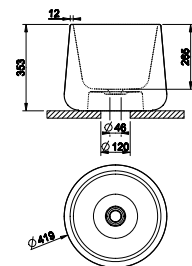
<b>031</b> Chrome	167
-------------------	-----



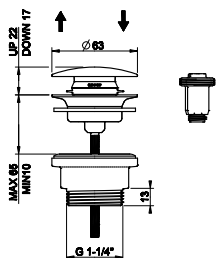
**43462**

Deck-mounted washbasin without overflow waste  
Lavabo d'appoggio senza troppo pieno

<b>516</b> White Ceramic	720
--------------------------	-----





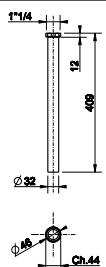


**01421**

2-in-1 'Stop&Go' washbasin outlet: an unscrewable and replaceable always-opened mechanism all in one package.  
Piletta lavabo "Stop&Go" 2 in 1: un meccanismo di apertura e chiusura svitabile e sostituibile con meccanismo always open nella stessa confezione.



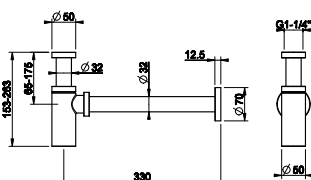
<b>031</b> Chrome	53	<b>708</b> Copper Brushed PVD	151
<b>275</b> Matte Cipria	130	<b>735</b> Warm Bronze PVD	151
<b>273</b> Matte Greige	130	<b>726</b> Warm Bronze Br. PVD	151
<b>277</b> Glossy Odra	130	<b>710</b> Brass PVD	151
<b>278</b> Glossy Coral	130	<b>727</b> Brass Brushed PVD	151
<b>276</b> Matte Agave	130	<b>246</b> Gold PVD	162
<b>239</b> Steel Brushed	53	<b>080</b> Gold CCP	212
<b>299</b> Matte Black	154	<b>087</b> Gold Brushed CCP	212
<b>720</b> Nickel PVD	151	<b>845</b> Dark Bronze	151
<b>706</b> Black Metal PVD	151	<b>187</b> Aged Bronze	151
<b>707</b> Black Metal Br. PVD	151	<b>713</b> Antique Brass	151
<b>030</b> Copper PVD	151		



**28767**

Syphon pipe extension, 40 cm length  
Tubo prolungato per sifone, lunghezza 40 cm

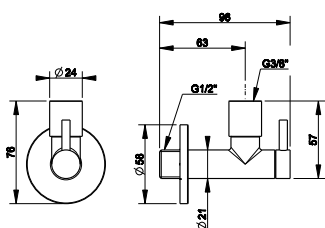
<b>031</b> Chrome	40	<b>710</b> Brass PVD	64
<b>149</b> Finox Brushed Nickel	51	<b>727</b> Brass Brushed PVD	68
<b>147</b> Chrome Brushed	51	<b>246</b> Gold PVD	72
<b>720</b> Nickel PVD	63	<b>080</b> Gold CCP	71
<b>706</b> Black Metal PVD	64	<b>087</b> Gold Brushed CCP	71
<b>707</b> Black Metal Br. PVD	68	<b>187</b> Aged Bronze	63
<b>030</b> Copper PVD	64	<b>713</b> Antique Brass	63
<b>708</b> Copper Brushed PVD	68	<b>079</b> White CN	52
<b>735</b> Warm Bronze PVD	64	<b>099</b> Black XL	52
<b>726</b> Warm Bronze Br. PVD	68		



**01377**

1 1/4" syphon  
Sifone da 1 1/4"

<b>031</b> Chrome	151	<b>726</b> Warm Bronze Br. PVD	355
<b>149</b> Finox Brushed Nickel	297	<b>710</b> Brass PVD	327
<b>299</b> Matte Black	297	<b>727</b> Brass Brushed PVD	355
<b>147</b> Chrome Brushed	297	<b>246</b> Gold PVD	390
<b>720</b> Nickel PVD	327	<b>080</b> Gold CCP	335
<b>706</b> Black Metal PVD	327	<b>087</b> Gold Brushed CCP	335
<b>707</b> Black Metal Br. PVD	355	<b>187</b> Aged Bronze	355
<b>030</b> Copper PVD	327	<b>713</b> Antique Brass	355
<b>708</b> Copper Brushed PVD	355	<b>279</b> Matte White	297
<b>735</b> Warm Bronze PVD	327		



**01411**

Underbasin mixer with filter and 1/2" connection  
Rubinetto sottolavabo con filtro e attacco da 1/2"

<b>031</b> Chrome	80	<b>726</b> Warm Bronze Br. PVD	186
<b>149</b> Finox Brushed Nickel	140	<b>710</b> Brass PVD	175
<b>299</b> Matte Black	140	<b>727</b> Brass Brushed PVD	186
<b>147</b> Chrome Brushed	140	<b>246</b> Gold PVD	205
<b>720</b> Nickel PVD	175	<b>080</b> Gold CCP	179
<b>706</b> Black Metal PVD	175	<b>087</b> Gold Brushed CCP	179
<b>707</b> Black Metal Br. PVD	186	<b>187</b> Aged Bronze	186
<b>030</b> Copper PVD	175	<b>713</b> Antique Brass	186
<b>708</b> Copper Brushed PVD	186	<b>279</b> Matte White	140
<b>735</b> Warm Bronze PVD	175		







GISSI®



HABITO



# HABITO

# TEXTURES

UNITO




INTRECCIO



TRAME



CESELLO



RIGATO



DIAMANTATO





GESSI

# HABITO UNITO

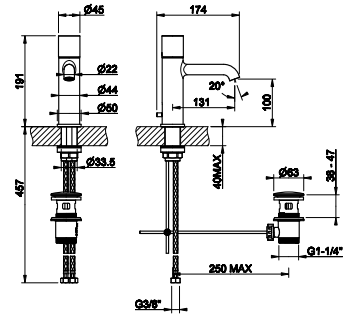


**70001**

Basin mixer with waste and connecting flexibles.  
 Miscelatore lavabo con scarico e flessibili di collegamento.



<b>031</b> Chrome	393	<b>735</b> Warm Bronze PVD	582
<b>149</b> Finox Brushed Nickel	531	<b>726</b> Warm Bronze Br. PVD	621
<b>299</b> Matte Black	531	<b>710</b> Brass PVD	582
<b>706</b> Black Metal PVD	582	<b>727</b> Brass Brushed PVD	621
<b>707</b> Black Metal Br. PVD	621	<b>845</b> Dark Bronze	621
<b>708</b> Copper Brushed PVD	621		

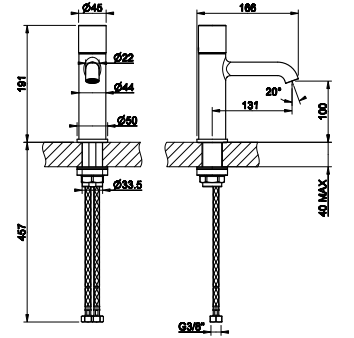


**70002**

Basin mixer without waste and connecting flexibles.  
 Miscelatore lavabo senza scarico con flessibili di collegamento.



<b>031</b> Chrome	358	<b>735</b> Warm Bronze PVD	530
<b>149</b> Finox Brushed Nickel	484	<b>726</b> Warm Bronze Br. PVD	566
<b>299</b> Matte Black	484	<b>710</b> Brass PVD	530
<b>706</b> Black Metal PVD	530	<b>727</b> Brass Brushed PVD	566
<b>707</b> Black Metal Br. PVD	566	<b>845</b> Dark Bronze	566
<b>708</b> Copper Brushed PVD	566		

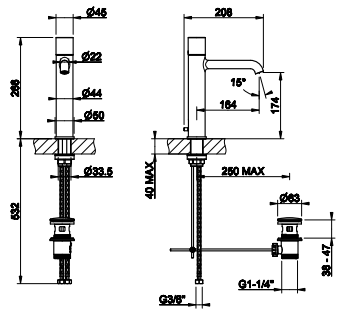


**70005**

Medium version basin mixer with waste and connecting flexibles.  
 Miscelatore lavabo medio con scarico e flessibili di collegamento.



<b>031</b> Chrome	463	<b>735</b> Warm Bronze PVD	686
<b>149</b> Finox Brushed Nickel	626	<b>726</b> Warm Bronze Br. PVD	732
<b>299</b> Matte Black	626	<b>710</b> Brass PVD	686
<b>706</b> Black Metal PVD	686	<b>727</b> Brass Brushed PVD	732
<b>707</b> Black Metal Br. PVD	732	<b>845</b> Dark Bronze	732
<b>708</b> Copper Brushed PVD	732		

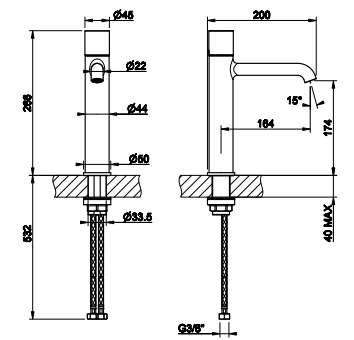


**70006**

Medium version basin mixer without waste and connecting flexibles.  
 Miscelatore lavabo medio senza scarico con flessibili di collegamento.



<b>031</b> Chrome	428	<b>735</b> Warm Bronze PVD	634
<b>149</b> Finox Brushed Nickel	578	<b>726</b> Warm Bronze Br. PVD	677
<b>299</b> Matte Black	578	<b>710</b> Brass PVD	634
<b>706</b> Black Metal PVD	634	<b>727</b> Brass Brushed PVD	677
<b>707</b> Black Metal Br. PVD	677	<b>845</b> Dark Bronze	677
<b>708</b> Copper Brushed PVD	677		

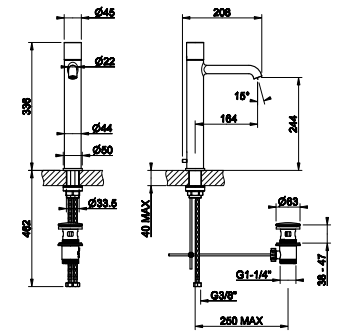


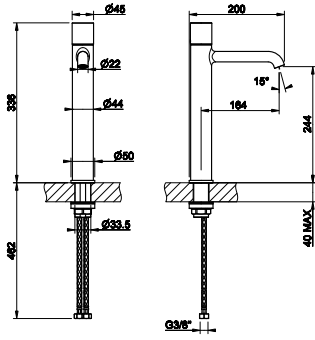
**70003**

High version basin mixer with waste and connecting flexibles.  
 Miscelatore lavabo alto con scarico e flessibili di collegamento.



<b>031</b> Chrome	502	<b>735</b> Warm Bronze PVD	743
<b>149</b> Finox Brushed Nickel	678	<b>726</b> Warm Bronze Br. PVD	794
<b>299</b> Matte Black	678	<b>710</b> Brass PVD	743
<b>706</b> Black Metal PVD	743	<b>727</b> Brass Brushed PVD	794
<b>707</b> Black Metal Br. PVD	794	<b>845</b> Dark Bronze	794
<b>708</b> Copper Brushed PVD	794		





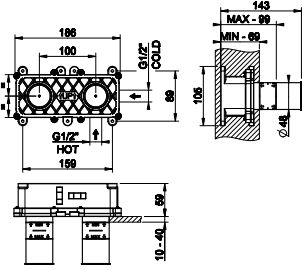
**70004**

High version basin mixer without waste and connecting flexibles.  
Miscelatore lavabo alto senza scarico con flessibili di collegamento.




031	Chrome	467	735	Warm Bronze PVD	692
149	Finox Brushed Nickel	631	726	Warm Bronze Br. PVD	738
299	Matte Black	631	710	Brass PVD	692
706	Black Metal PVD	692	727	Brass Brushed PVD	738
707	Black Metal Br. PVD	738	845	Dark Bronze	738
708	Copper Brushed PVD	738			

**54198+70088**

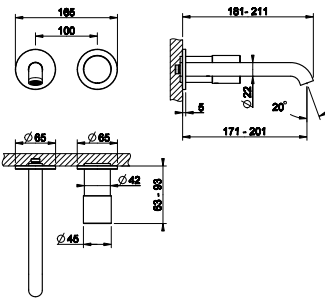


**54198**

Built-in part for mixer with spout.  
Parte incasso per miscelatore con bocca.



239	Steel Brushed	348
-----	---------------	-----

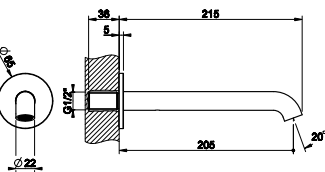


**70088**

External part for wall-mounted basin mixer.  
Parte esterna miscelatore lavabo da parete.



031	Chrome	353	735	Warm Bronze PVD	523
149	Finox Brushed Nickel	477	726	Warm Bronze Br. PVD	558
299	Matte Black	477	710	Brass PVD	523
706	Black Metal PVD	523	727	Brass Brushed PVD	558
707	Black Metal Br. PVD	558	845	Dark Bronze	558
708	Copper Brushed PVD	558			

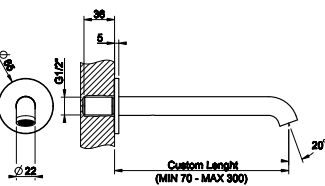


**66102**

Wall-mounted medium spout basin  
Bocca Lavabo a parete bocca media



031	Chrome	160	720	Nickel PVD	237
275	Matte Cipria	216	706	Black Metal PVD	237
273	Matte Greige	216	707	Black Metal Br. PVD	253
277	Glossy Odra	253	708	Copper Brushed PVD	253
278	Glossy Coral	253	726	Warm Bronze Br. PVD	253
276	Matte Agave	216	727	Brass Brushed PVD	253
149	Finox Brushed Nickel	216	845	Dark Bronze	253
299	Matte Black	216			



**66104**

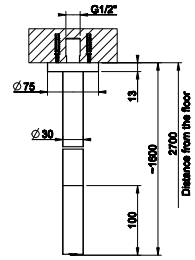
Wall-mounted basin spout, custom length  
Bocca lavabo da parete. Bocca lunghezza personalizzata.



031	Chrome	320	720	Nickel PVD	474
275	Matte Cipria	432	706	Black Metal PVD	474
273	Matte Greige	432	707	Black Metal Br. PVD	506
277	Glossy Odra	506	708	Copper Brushed PVD	506
278	Glossy Coral	506	726	Warm Bronze Br. PVD	506
276	Matte Agave	432	727	Brass Brushed PVD	506
149	Finox Brushed Nickel	432	845	Dark Bronze	506
299	Matte Black	432			

**63399**

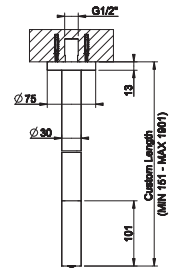
Ceiling-mounted spout. To be completed with separate control.  
 Bocca a soffitto. Da completare con comando remoto.



<b>031</b> Chrome	727	<b>707</b> Black Metal Br. PVD	1.150
<b>275</b> Matte Cipria	982	<b>030</b> Copper PVD	1.077
<b>273</b> Matte Greige	982	<b>708</b> Copper Brushed PVD	1.150
<b>277</b> Glossy Odra	982	<b>735</b> Warm Bronze PVD	1.077
<b>278</b> Glossy Coral	982	<b>726</b> Warm Bronze Br. PVD	1.150
<b>276</b> Matte Agave	982	<b>710</b> Brass PVD	1.077
<b>149</b> Finox Brushed Nickel	982	<b>727</b> Brass Brushed PVD	1.150
<b>299</b> Matte Black	982	<b>845</b> Dark Bronze	1.150
<b>720</b> Nickel PVD	1.077	<b>187</b> Aged Bronze	1.150
<b>706</b> Black Metal PVD	1.077	<b>713</b> Antique Brass	1.150

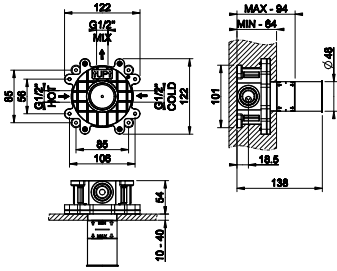
**63499**

Ceiling-mounted spout with length on request. To be completed with separate control.  
 Bocca a soffitto braccio altezza personalizzabile. Da completare con comando remoto



<b>031</b> Chrome	1.019	<b>707</b> Black Metal Br. PVD	1.609
<b>275</b> Matte Cipria	1.376	<b>030</b> Copper PVD	1.508
<b>273</b> Matte Greige	1.376	<b>708</b> Copper Brushed PVD	1.609
<b>277</b> Glossy Odra	1.376	<b>735</b> Warm Bronze PVD	1.508
<b>278</b> Glossy Coral	1.376	<b>726</b> Warm Bronze Br. PVD	1.609
<b>276</b> Matte Agave	1.376	<b>710</b> Brass PVD	1.508
<b>149</b> Finox Brushed Nickel	1.376	<b>727</b> Brass Brushed PVD	1.609
<b>299</b> Matte Black	1.376	<b>845</b> Dark Bronze	1.609
<b>720</b> Nickel PVD	1.508	<b>187</b> Aged Bronze	1.609
<b>706</b> Black Metal PVD	1.508	<b>713</b> Antique Brass	1.609

**54055+70099**



**54055**

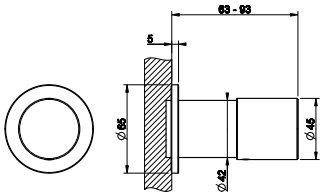
Built-in part for wall-mounted shower/basin mixer, one way  
 Parte incasso miscelatore lavabo/doccia a parete 1 via

239 Steel Brushed	230
-------------------	-----



**70099**

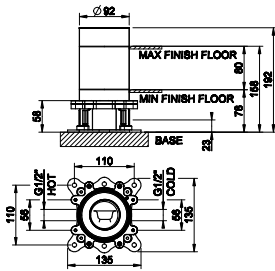
External part for wall-mounted one-way mixer.  
 Parte esterna miscelatore a parete 1 via.



031 Chrome	193	735 Warm Bronze PVD	286
149 Finox Brushed Nickel	261	726 Warm Bronze Br. PVD	305
299 Matte Black	261	710 Brass PVD	286
706 Black Metal PVD	286	727 Brass Brushed PVD	305
707 Black Metal Br. PVD	305	845 Dark Bronze	305
708 Copper Brushed PVD	305		



**46189+70095**



**46189**

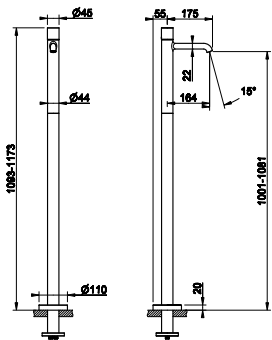
Built-in part for freestanding basin/bath mixer with spout  
 Parte incasso miscelatori lavabo/vasca da terra con bocca

031 Chrome	356
------------	-----



**70095**

External part for freestanding basin mixer without waste.  
 Parte esterna miscelatore lavabo da terra senza scarico.



031 Chrome	1.244	735 Warm Bronze PVD	1.842
149 Finox Brushed Nickel	1.680	726 Warm Bronze Br. PVD	1.966
299 Matte Black	1.680	710 Brass PVD	1.842
706 Black Metal PVD	1.842	727 Brass Brushed PVD	1.966
707 Black Metal Br. PVD	1.966	845 Dark Bronze	1.966
708 Copper Brushed PVD	1.966		

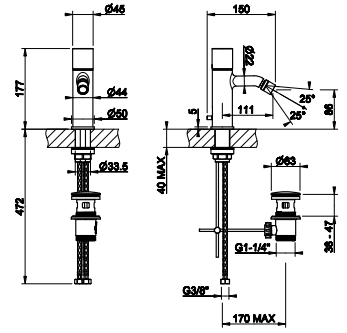


**70007**

Bidet mixer with waste and connecting flexibles.  
 Miselatore bidet con scarico con flessibili di collegamento.



<b>031</b> Chrome	393	<b>735</b> Warm Bronze PVD	582
<b>149</b> Finox Brushed Nickel	531	<b>726</b> Warm Bronze Br. PVD	621
<b>299</b> Matte Black	531	<b>710</b> Brass PVD	582
<b>706</b> Black Metal PVD	582	<b>727</b> Brass Brushed PVD	621
<b>707</b> Black Metal Br. PVD	621	<b>845</b> Dark Bronze	621
<b>708</b> Copper Brushed PVD	621		



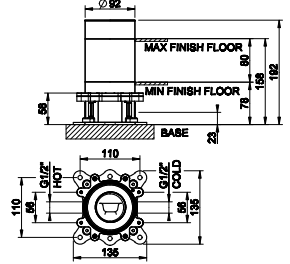
**46189**

Built-in part for freestanding basin/bath mixer with spout  
 Parte incasso miscelatori lavabo/vasca da terra con bocca



<b>031</b> Chrome	356
-------------------	-----

**46189+70028**

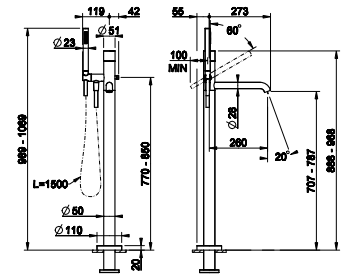


**70028**

External parts freestanding bath mixer with automatic diverter.  
 Parte esterna miscelatore vasca da terra con deviatore automatico.

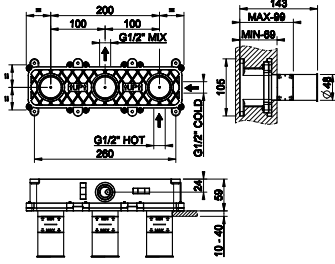


<b>031</b> Chrome	1.650	<b>735</b> Warm Bronze PVD	2.442
<b>149</b> Finox Brushed Nickel	2.228	<b>726</b> Warm Bronze Br. PVD	2.607
<b>299</b> Matte Black	2.228	<b>710</b> Brass PVD	2.442
<b>706</b> Black Metal PVD	2.442	<b>727</b> Brass Brushed PVD	2.607
<b>707</b> Black Metal Br. PVD	2.607	<b>845</b> Dark Bronze	2.607
<b>708</b> Copper Brushed PVD	2.607		





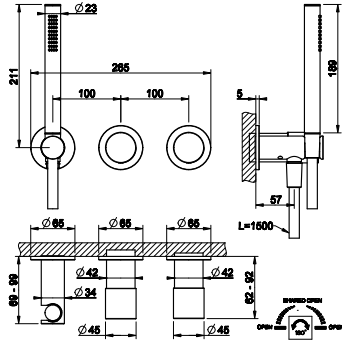
**54139+70038**



**54139**

Built-in part mixer, two-ways.  
Parte incasso miscelatore 2 vie

**239** Steel Brushed 445



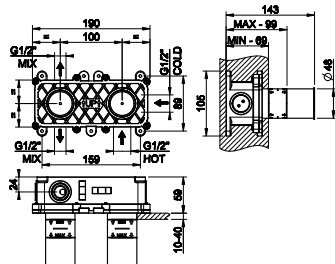
**70038**

External parts wall-mounted two-way shower mixer with diverter, water outlet, hand shower hook and hand shower.  
Parte esterna miscelatore doccia a parete due vie con deviatore, presa acqua, supporto doccetta e doccetta.

<b>031</b> Chrome	658	<b>735</b> Warm Bronze PVD	974
<b>149</b> Finox Brushed Nickel	889	<b>726</b> Warm Bronze Br. PVD	1.040
<b>299</b> Matte Black	889	<b>710</b> Brass PVD	974
<b>706</b> Black Metal PVD	974	<b>727</b> Brass Brushed PVD	1.040
<b>707</b> Black Metal Br. PVD	1.040	<b>845</b> Dark Bronze	1.040
<b>708</b> Copper Brushed PVD	1.040		



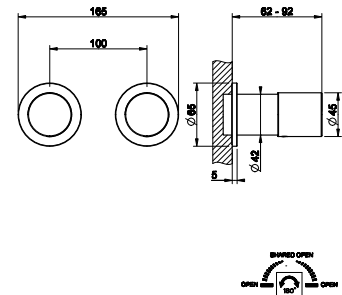

**54073+70079**



**54073**

Built-in part for wall-mounted shower mixer, two-ways.  
Parte incasso miscelatore doccia a parete 2 vie

**239** Steel Brushed 401



**70079**

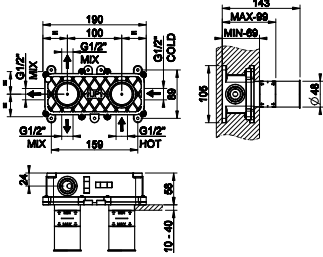
External part wall-mounted two-ways shower mixer with diverter.  
Parte esterna miscelatore doccia a parete 2 vie con deviatore.

<b>031</b> Chrome	471	<b>735</b> Warm Bronze PVD	698
<b>149</b> Finox Brushed Nickel	636	<b>726</b> Warm Bronze Br. PVD	745
<b>299</b> Matte Black	636	<b>710</b> Brass PVD	698
<b>706</b> Black Metal PVD	698	<b>727</b> Brass Brushed PVD	745
<b>707</b> Black Metal Br. PVD	745	<b>845</b> Dark Bronze	745
<b>708</b> Copper Brushed PVD	745		





**54169+70036**



**54169**

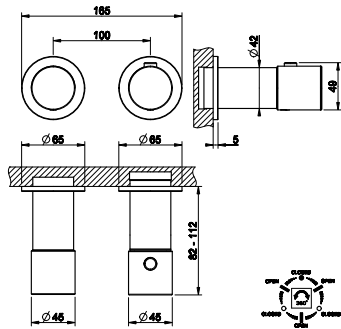
Built-in part for wall-mounted thermostatic shower mixer.  
Parte incasso Miscelatore Termostatico Doccia a parete

239 Steel Brushed 341



**70036**

External part wall-mounted thermostatic three-ways shower mixer.  
Parte esterna miscelatore termostatico doccia a parete 3 vie.

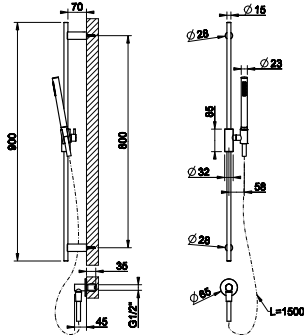


031 Chrome	600	735 Warm Bronze PVD	888
149 Finox Brushed Nickel	810	726 Warm Bronze Br. PVD	948
299 Matte Black	810	710 Brass PVD	888
706 Black Metal PVD	888	727 Brass Brushed PVD	948
707 Black Metal Br. PVD	948	845 Dark Bronze	948
708 Copper Brushed PVD	948		



**70042**

Sliding rail with water outlet, antilimestone handshower and 1,50 m flexible hose.  
Asta saliscendi con presa acqua, doccetta anticalcare e flessibile 1,50 m.



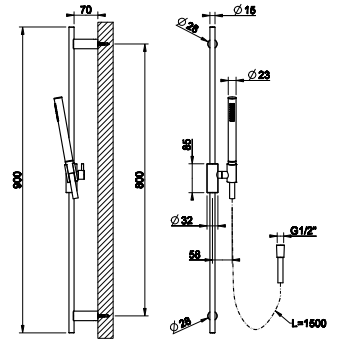
031 Chrome	638	735 Warm Bronze PVD	945
149 Finox Brushed Nickel	862	726 Warm Bronze Br. PVD	1.009
299 Matte Black	862	710 Brass PVD	945
720 Nickel PVD	945	727 Brass Brushed PVD	1.009
706 Black Metal PVD	945	845 Dark Bronze	1.009
707 Black Metal Br. PVD	1.009	187 Aged Bronze	1.009
030 Copper PVD	945	713 Antique Brass	1.009
708 Copper Brushed PVD	1.009		





**70045**

Sliding rail with antilimestone handshower, 1,50 m flexible hose.  
Asta saliscendi con doccetta anticalcare e flessibile 1,50 m.

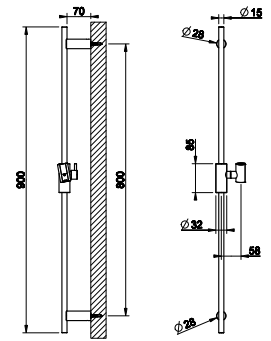


<b>031</b> Chrome	542	<b>735</b> Warm Bronze PVD	803
<b>149</b> Finox Brushed Nickel	732	<b>726</b> Warm Bronze Br. PVD	857
<b>299</b> Matte Black	732	<b>710</b> Brass PVD	803
<b>720</b> Nickel PVD	803	<b>727</b> Brass Brushed PVD	857
<b>706</b> Black Metal PVD	803	<b>845</b> Dark Bronze	857
<b>707</b> Black Metal Br. PVD	857	<b>187</b> Aged Bronze	857
<b>030</b> Copper PVD	803	<b>713</b> Antique Brass	857
<b>708</b> Copper Brushed PVD	857		



**70044**

Sliding rail.  
Asta saliscendi.



<b>031</b> Chrome	442	<b>735</b> Warm Bronze PVD	655
<b>149</b> Finox Brushed Nickel	597	<b>726</b> Warm Bronze Br. PVD	699
<b>299</b> Matte Black	597	<b>710</b> Brass PVD	655
<b>720</b> Nickel PVD	655	<b>727</b> Brass Brushed PVD	699
<b>706</b> Black Metal PVD	655	<b>845</b> Dark Bronze	699
<b>707</b> Black Metal Br. PVD	699	<b>187</b> Aged Bronze	699
<b>030</b> Copper PVD	655	<b>713</b> Antique Brass	699
<b>708</b> Copper Brushed PVD	699		

GISSI®



# HABITO

TRAME

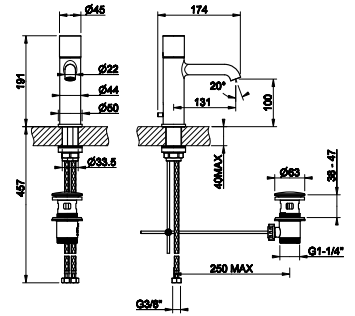


**70301**

Basin mixer with waste and connecting flexibles. TRAME  
 Miselatore lavabo con scarico e flessibili di collegamento. TRAME



031	Chrome	419	726	Warm Bronze Br. PVD	663
149	Finox Brushed Nickel	566	710	Brass PVD	621
706	Black Metal PVD	621	727	Brass Brushed PVD	663
707	Black Metal Br. PVD	663			
708	Copper Brushed PVD	663			
735	Warm Bronze PVD	621			

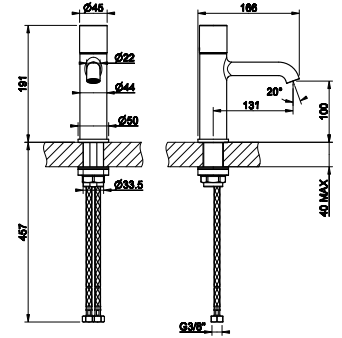


**70302**

Basin mixer without waste and connecting flexibles. TRAME  
 Miselatore lavabo senza scarico con flessibili di collegamento. TRAME



031	Chrome	384	726	Warm Bronze Br. PVD	607
149	Finox Brushed Nickel	519	710	Brass PVD	569
706	Black Metal PVD	569	727	Brass Brushed PVD	607
707	Black Metal Br. PVD	607			
708	Copper Brushed PVD	607			
735	Warm Bronze PVD	569			

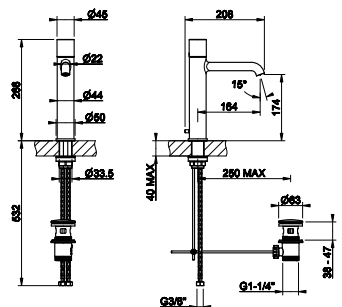


**70305**

Medium version basin mixer with waste and connecting flexibles. TRAME  
 Miselatore lavabo medio con scarico e flessibili di collegamento. TRAME



031	Chrome	489	726	Warm Bronze Br. PVD	773
149	Finox Brushed Nickel	661	710	Brass PVD	724
706	Black Metal PVD	724	727	Brass Brushed PVD	773
707	Black Metal Br. PVD	773			
708	Copper Brushed PVD	773			
735	Warm Bronze PVD	724			

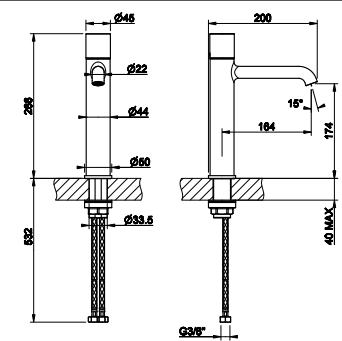


**70306**

Medium version basin mixer without waste and connecting flexibles. TRAME  
 Miselatore lavabo medio senza scarico con flessibili di collegamento. TRAME



031	Chrome	454	726	Warm Bronze Br. PVD	718
149	Finox Brushed Nickel	613	710	Brass PVD	672
706	Black Metal PVD	672	727	Brass Brushed PVD	718
707	Black Metal Br. PVD	718			
708	Copper Brushed PVD	718			
735	Warm Bronze PVD	672			

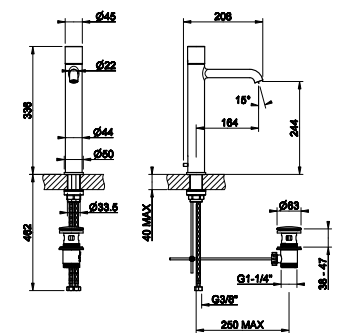


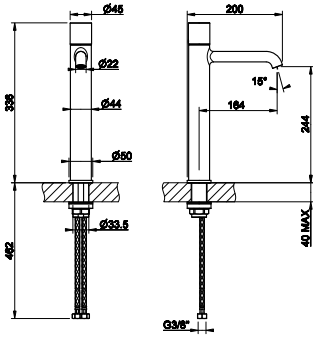
**70303**

High version basin mixer with waste and connecting flexibles. TRAME  
 Miselatore lavabo alto con scarico e flessibili di collegamento. TRAME



031	Chrome	528	726	Warm Bronze Br. PVD	835
149	Finox Brushed Nickel	713	710	Brass PVD	782
706	Black Metal PVD	782	727	Brass Brushed PVD	835
707	Black Metal Br. PVD	835			
708	Copper Brushed PVD	835			
735	Warm Bronze PVD	782			





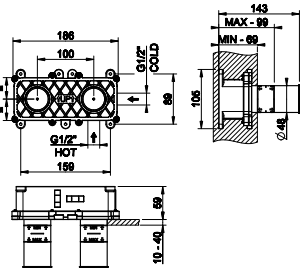
**70304**

High version basin mixer without waste and connecting flexibles.  
TRAME  
Miscelatore lavabo alto senza scarico con flessibili di collegamento.  
TRAME

031	Chrome	493	726	Warm Bronze Br. PVD	779
149	Finox Brushed Nickel	666	710	Brass PVD	730
706	Black Metal PVD	730	727	Brass Brushed PVD	779
707	Black Metal Br. PVD	779			
708	Copper Brushed PVD	779			
735	Warm Bronze PVD	730			




**54198+70388**



**54198**

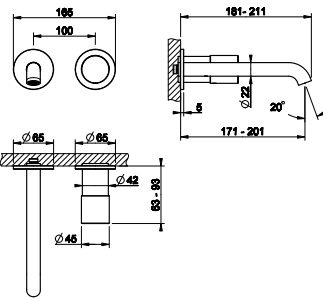
Built-in part for mixer with spout.  
Parte incasso per miscelatore con bocca.

239	Steel Brushed	348
-----	---------------	-----



**70388**

External part for wall-mounted basin mixer. TRAME  
Parte esterna miscelatore lavabo da parete. TRAME

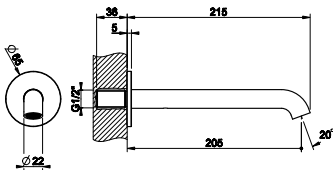


031	Chrome	379	726	Warm Bronze Br. PVD	599
149	Finox Brushed Nickel	512	710	Brass PVD	561
706	Black Metal PVD	561	727	Brass Brushed PVD	599
707	Black Metal Br. PVD	599			
708	Copper Brushed PVD	599			
735	Warm Bronze PVD	561			



**66102**

Wall-mounted medium spout basin  
Bocca Lavabo a parete bocca media

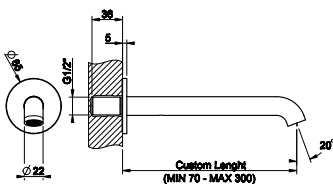


031	Chrome	160	720	Nickel PVD	237
275	Matte Cipria	216	706	Black Metal PVD	237
273	Matte Greige	216	707	Black Metal Br. PVD	253
277	Glossy Odra	253	708	Copper Brushed PVD	253
278	Glossy Coral	253	726	Warm Bronze Br. PVD	253
276	Matte Agave	216	727	Brass Brushed PVD	253
149	Finox Brushed Nickel	216	845	Dark Bronze	253
299	Matte Black	216			



**66104**

Wall-mounted basin spout, custom length  
Bocca lavabo da parete. Bocca lunghezza personalizzata.

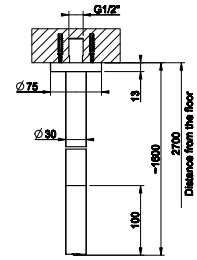


031	Chrome	320	720	Nickel PVD	474
275	Matte Cipria	432	706	Black Metal PVD	474
273	Matte Greige	432	707	Black Metal Br. PVD	506
277	Glossy Odra	506	708	Copper Brushed PVD	506
278	Glossy Coral	506	726	Warm Bronze Br. PVD	506
276	Matte Agave	432	727	Brass Brushed PVD	506
149	Finox Brushed Nickel	432	845	Dark Bronze	506
299	Matte Black	432			



**63399**

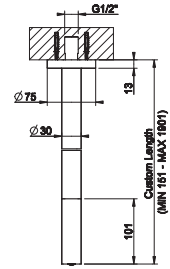
Ceiling-mounted spout. To be completed with separate control.  
 Bocca a soffitto. Da completare con comando remoto.



<b>031</b> Chrome	727	<b>707</b> Black Metal Br. PVD	1.150
<b>275</b> Matte Cipria	982	<b>030</b> Copper PVD	1.077
<b>273</b> Matte Greige	982	<b>708</b> Copper Brushed PVD	1.150
<b>277</b> Glossy Odra	982	<b>735</b> Warm Bronze PVD	1.077
<b>278</b> Glossy Coral	982	<b>726</b> Warm Bronze Br. PVD	1.150
<b>276</b> Matte Agave	982	<b>710</b> Brass PVD	1.077
<b>149</b> Finox Brushed Nickel	982	<b>727</b> Brass Brushed PVD	1.150
<b>299</b> Matte Black	982	<b>845</b> Dark Bronze	1.150
<b>720</b> Nickel PVD	1.077	<b>187</b> Aged Bronze	1.150
<b>706</b> Black Metal PVD	1.077	<b>713</b> Antique Brass	1.150

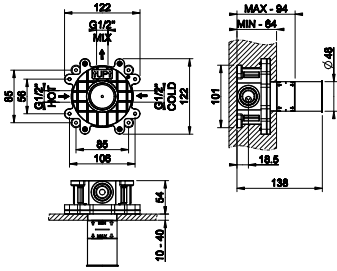
**63499**

Ceiling-mounted spout with length on request. To be completed with separate control.  
 Bocca a soffitto braccio altezza personalizzabile. Da completare con comando remoto



<b>031</b> Chrome	1.019	<b>707</b> Black Metal Br. PVD	1.609
<b>275</b> Matte Cipria	1.376	<b>030</b> Copper PVD	1.508
<b>273</b> Matte Greige	1.376	<b>708</b> Copper Brushed PVD	1.609
<b>277</b> Glossy Odra	1.376	<b>735</b> Warm Bronze PVD	1.508
<b>278</b> Glossy Coral	1.376	<b>726</b> Warm Bronze Br. PVD	1.609
<b>276</b> Matte Agave	1.376	<b>710</b> Brass PVD	1.508
<b>149</b> Finox Brushed Nickel	1.376	<b>727</b> Brass Brushed PVD	1.609
<b>299</b> Matte Black	1.376	<b>845</b> Dark Bronze	1.609
<b>720</b> Nickel PVD	1.508	<b>187</b> Aged Bronze	1.609
<b>706</b> Black Metal PVD	1.508	<b>713</b> Antique Brass	1.609

**54055+70399**



**54055**

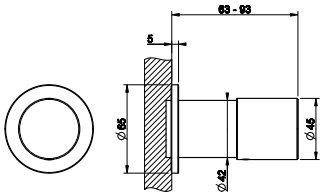
Built-in part for wall-mounted shower/basin mixer, one way  
 Parte incasso miscelatore lavabo/doccia a parete 1 via

239 Steel Brushed	230
-------------------	-----



**70399**

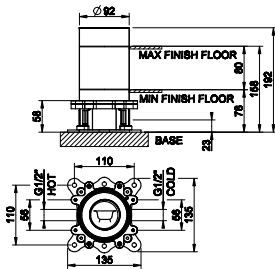
External part for wall-mounted one-way mixer. TRAME  
 Parte esterna miscelatore a parete 1 via. TRAME



031 Chrome	219	726 Warm Bronze Br. PVD	347
149 Finox Brushed Nickel	296	710 Brass PVD	325
706 Black Metal PVD	325	727 Brass Brushed PVD	347
707 Black Metal Br. PVD	347		
708 Copper Brushed PVD	347		
735 Warm Bronze PVD	325		



**46189+70395**



**46189**

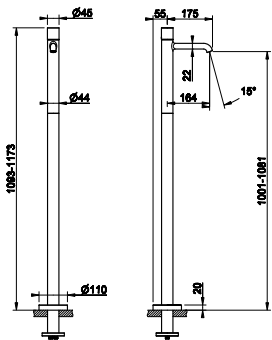
Built-in part for freestanding basin/bath mixer with spout  
 Parte incasso miscelatori lavabo/vasca da terra con bocca

031 Chrome	356
------------	-----



**70395**

External part for freestanding basin mixer without waste. TRAME  
 Parte esterna miscelatore lavabo da terra senza scarico. TRAME



031 Chrome	1.270	726 Warm Bronze Br. PVD	2.007
149 Finox Brushed Nickel	1.715	710 Brass PVD	1.880
706 Black Metal PVD	1.880	727 Brass Brushed PVD	2.007
707 Black Metal Br. PVD	2.007		
708 Copper Brushed PVD	2.007		
735 Warm Bronze PVD	1.880		

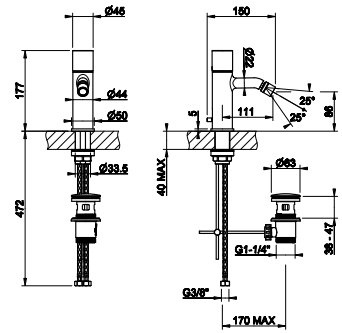


**70307**

Bidet mixer with waste and connecting flexibles. TRAME  
 Miscelatore bidet con scarico con flessibili di collegamento. TRAME



031	Chrome	419	726	Warm Bronze Br. PVD	663
149	Finox Brushed Nickel	566	710	Brass PVD	621
706	Black Metal PVD	621	727	Brass Brushed PVD	663
707	Black Metal Br. PVD	663			
708	Copper Brushed PVD	663			
735	Warm Bronze PVD	621			



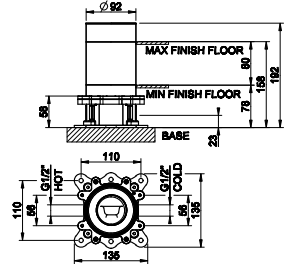
**46189**

Built-in part for freestanding basin/bath mixer with spout  
 Parte incasso miscelatori lavabo/vasca da terra con bocca



031	Chrome	356			
-----	--------	-----	--	--	--

**46189+70328**

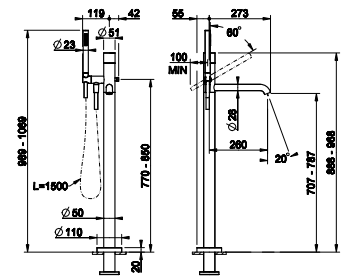


**70328**

External parts freestanding bath mixer with automatic diverter. TRAME  
 Parte esterna miscelatore vasca da terra con deviatore automatico.  
 TRAME

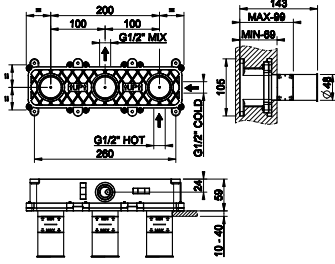


031	Chrome	1.687	726	Warm Bronze Br. PVD	2.666
149	Finox Brushed Nickel	2.278	710	Brass PVD	2.497
706	Black Metal PVD	2.497	727	Brass Brushed PVD	2.666
707	Black Metal Br. PVD	2.666			
708	Copper Brushed PVD	2.666			
735	Warm Bronze PVD	2.497			





**54139+70338**



**54139**

Built-in part mixer, two-ways.  
Parte incasso miscelatore 2 vie

<b>239</b> Steel Brushed	445
--------------------------	-----



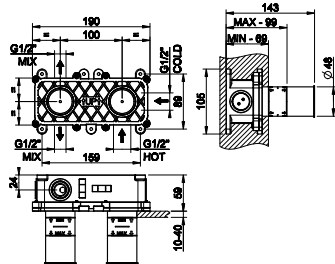
**70338**

External parts wall-mounted two-way shower mixer with diverter, water outlet, hand shower hook and hand shower. TRAME  
Parte esterna miscelatore doccia a parete due vie con deviatore, presa acqua, supporto doccetta e doccetta. TRAME

<b>031</b> Chrome	684	<b>726</b> Warm Bronze Br. PVD	1.081
<b>149</b> Finox Brushed Nickel	924	<b>710</b> Brass PVD	1.013
<b>706</b> Black Metal PVD	1.013	<b>727</b> Brass Brushed PVD	1.081
<b>707</b> Black Metal Br. PVD	1.081		
<b>708</b> Copper Brushed PVD	1.081		
<b>735</b> Warm Bronze PVD	1.013		




**54073+70379**



**54073**

Built-in part for wall-mounted shower mixer, two-ways.  
Parte incasso miscelatore doccia a parete 2 vie

<b>239</b> Steel Brushed	401
--------------------------	-----



**70379**

External part wall-mounted two-ways shower mixer with diverter.  
TRAME  
Parte esterna miscelatore doccia a parete 2 vie con deviatore. TRAME

<b>031</b> Chrome	497	<b>726</b> Warm Bronze Br. PVD	786
<b>149</b> Finox Brushed Nickel	671	<b>710</b> Brass PVD	736
<b>706</b> Black Metal PVD	736	<b>727</b> Brass Brushed PVD	786
<b>707</b> Black Metal Br. PVD	786		
<b>708</b> Copper Brushed PVD	786		
<b>735</b> Warm Bronze PVD	736		





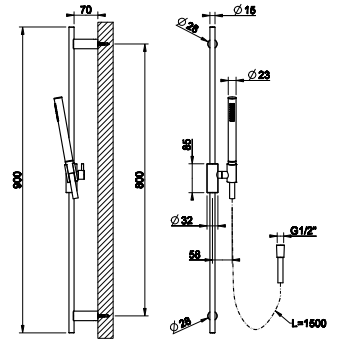


HABITO TRAME



**70345**

Sliding rail with antilimestone handshower, 1,50 m flexible hose. TRAME  
 Asta saliscendi con doccetta anticalcare e flessibile 1,50 m. TRAME

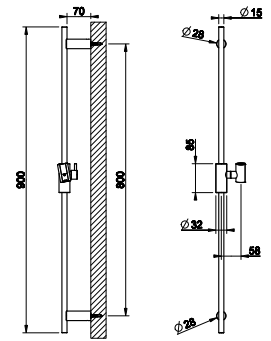


<b>031</b> Chrome	576	<b>726</b> Warm Bronze Br. PVD	911
<b>149</b> Finox Brushed Nickel	778	<b>710</b> Brass PVD	853
<b>706</b> Black Metal PVD	853	<b>727</b> Brass Brushed PVD	911
<b>707</b> Black Metal Br. PVD	911		
<b>708</b> Copper Brushed PVD	911		
<b>735</b> Warm Bronze PVD	853		



**70344**

Sliding rail. TRAME  
 Asta saliscendi. TRAME



<b>031</b> Chrome	470	<b>726</b> Warm Bronze Br. PVD	743
<b>149</b> Finox Brushed Nickel	635	<b>710</b> Brass PVD	696
<b>706</b> Black Metal PVD	696	<b>727</b> Brass Brushed PVD	743
<b>707</b> Black Metal Br. PVD	743		
<b>708</b> Copper Brushed PVD	743		
<b>735</b> Warm Bronze PVD	696		





# HABITO

INTRECCIO

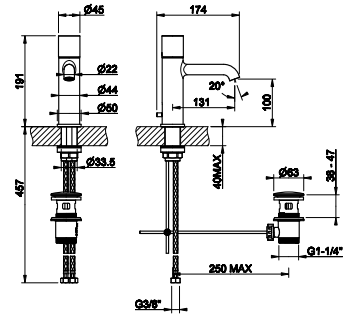


**70101**

Basin mixer with waste and connecting flexibles. INTRECCIO  
 Miselatore lavabo con scarico e flessibili di collegamento. INTRECCIO



<b>031</b> Chrome	419	<b>735</b> Warm Bronze PVD	621
<b>149</b> Finox Brushed Nickel	566	<b>726</b> Warm Bronze Br. PVD	663
<b>299</b> Matte Black	566	<b>710</b> Brass PVD	621
<b>706</b> Black Metal PVD	621	<b>727</b> Brass Brushed PVD	663
<b>707</b> Black Metal Br. PVD	663	<b>845</b> Dark Bronze	663
<b>708</b> Copper Brushed PVD	663		

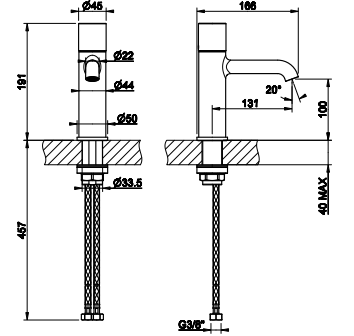


**70102**

Basin mixer without waste and connecting flexibles. INTRECCIO  
 Miselatore lavabo senza scarico con flessibili di collegamento. INTRECCIO



<b>031</b> Chrome	384	<b>735</b> Warm Bronze PVD	569
<b>149</b> Finox Brushed Nickel	519	<b>726</b> Warm Bronze Br. PVD	607
<b>299</b> Matte Black	519	<b>710</b> Brass PVD	569
<b>706</b> Black Metal PVD	569	<b>727</b> Brass Brushed PVD	607
<b>707</b> Black Metal Br. PVD	607	<b>845</b> Dark Bronze	607
<b>708</b> Copper Brushed PVD	607		

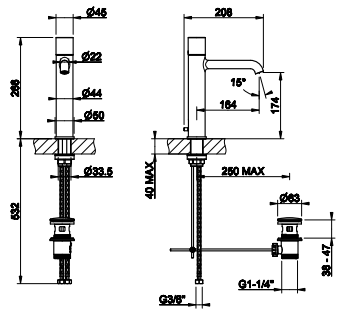


**70105**

Medium version basin mixer with waste and connecting flexibles. INTRECCIO  
 Miselatore lavabo medio con scarico e flessibili di collegamento. INTRECCIO



<b>031</b> Chrome	489	<b>735</b> Warm Bronze PVD	724
<b>149</b> Finox Brushed Nickel	661	<b>726</b> Warm Bronze Br. PVD	773
<b>299</b> Matte Black	661	<b>710</b> Brass PVD	724
<b>706</b> Black Metal PVD	724	<b>727</b> Brass Brushed PVD	773
<b>707</b> Black Metal Br. PVD	773	<b>845</b> Dark Bronze	773
<b>708</b> Copper Brushed PVD	773		

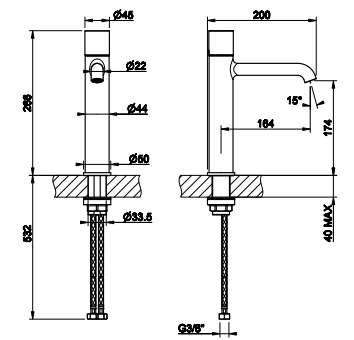


**70106**

Medium version basin mixer without waste and connecting flexibles. INTRECCIO  
 Miselatore lavabo medio senza scarico con flessibili di collegamento. INTRECCIO



<b>031</b> Chrome	454	<b>735</b> Warm Bronze PVD	672
<b>149</b> Finox Brushed Nickel	613	<b>726</b> Warm Bronze Br. PVD	718
<b>299</b> Matte Black	613	<b>710</b> Brass PVD	672
<b>706</b> Black Metal PVD	672	<b>727</b> Brass Brushed PVD	718
<b>707</b> Black Metal Br. PVD	718	<b>845</b> Dark Bronze	718
<b>708</b> Copper Brushed PVD	718		

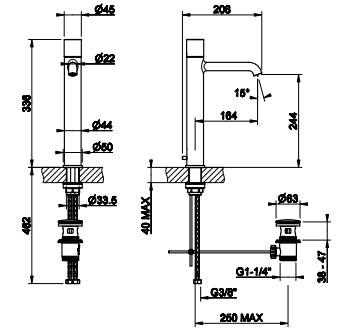


**70103**

High version basin mixer with waste and connecting flexibles. INTRECCIO  
 Miselatore lavabo alto con scarico e flessibili di collegamento. INTRECCIO



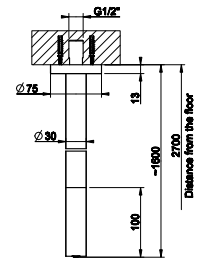
<b>031</b> Chrome	528	<b>735</b> Warm Bronze PVD	782
<b>149</b> Finox Brushed Nickel	713	<b>726</b> Warm Bronze Br. PVD	835
<b>299</b> Matte Black	713	<b>710</b> Brass PVD	782
<b>706</b> Black Metal PVD	782	<b>727</b> Brass Brushed PVD	835
<b>707</b> Black Metal Br. PVD	835	<b>845</b> Dark Bronze	835
<b>708</b> Copper Brushed PVD	835		





**63399**

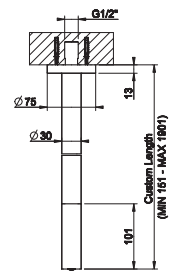
Ceiling-mounted spout. To be completed with separate control.  
 Bocca a soffitto. Da completare con comando remoto.



<b>031</b> Chrome	727	<b>707</b> Black Metal Br. PVD	1.150
<b>275</b> Matte Cipria	982	<b>030</b> Copper PVD	1.077
<b>273</b> Matte Greige	982	<b>708</b> Copper Brushed PVD	1.150
<b>277</b> Glossy Odra	982	<b>735</b> Warm Bronze PVD	1.077
<b>278</b> Glossy Coral	982	<b>726</b> Warm Bronze Br. PVD	1.150
<b>276</b> Matte Agave	982	<b>710</b> Brass PVD	1.077
<b>149</b> Finox Brushed Nickel	982	<b>727</b> Brass Brushed PVD	1.150
<b>299</b> Matte Black	982	<b>845</b> Dark Bronze	1.150
<b>720</b> Nickel PVD	1.077	<b>187</b> Aged Bronze	1.150
<b>706</b> Black Metal PVD	1.077	<b>713</b> Antique Brass	1.150

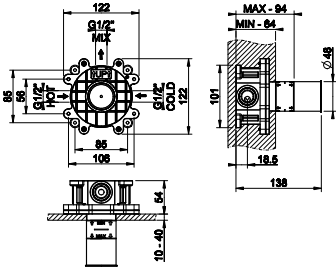
**63499**

Ceiling-mounted spout with length on request. To be completed with separate control.  
 Bocca a soffitto braccio altezza personalizzabile. Da completare con comando remoto



<b>031</b> Chrome	1.019	<b>707</b> Black Metal Br. PVD	1.609
<b>275</b> Matte Cipria	1.376	<b>030</b> Copper PVD	1.508
<b>273</b> Matte Greige	1.376	<b>708</b> Copper Brushed PVD	1.609
<b>277</b> Glossy Odra	1.376	<b>735</b> Warm Bronze PVD	1.508
<b>278</b> Glossy Coral	1.376	<b>726</b> Warm Bronze Br. PVD	1.609
<b>276</b> Matte Agave	1.376	<b>710</b> Brass PVD	1.508
<b>149</b> Finox Brushed Nickel	1.376	<b>727</b> Brass Brushed PVD	1.609
<b>299</b> Matte Black	1.376	<b>845</b> Dark Bronze	1.609
<b>720</b> Nickel PVD	1.508	<b>187</b> Aged Bronze	1.609
<b>706</b> Black Metal PVD	1.508	<b>713</b> Antique Brass	1.609

**54055+70199**



**54055**

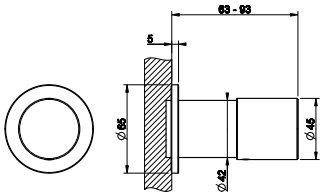
Built-in part for wall-mounted shower/basin mixer, one way  
 Parte incasso miscelatore lavabo/doccia a parete 1 via

239 Steel Brushed	230
-------------------	-----



**70199**

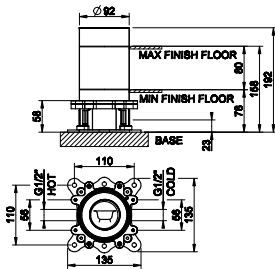
External part for wall-mounted one-way mixer. INTRECCIO  
 Parte esterna miscelatore a parete 1 via. INTRECCIO



031 Chrome	219	735 Warm Bronze PVD	325
149 Finox Brushed Nickel	296	726 Warm Bronze Br. PVD	347
299 Matte Black	296	710 Brass PVD	325
706 Black Metal PVD	325	727 Brass Brushed PVD	347
707 Black Metal Br. PVD	347	845 Dark Bronze	347
708 Copper Brushed PVD	347		



**46189+70195**



**46189**

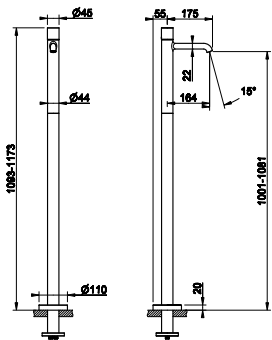
Built-in part for freestanding basin/bath mixer with spout  
 Parte incasso miscelatori lavabo/vasca da terra con bocca

031 Chrome	356
------------	-----



**70195**

External part for freestanding basin mixer without waste. INTRECCIO  
 Parte esterna miscelatore lavabo da terra senza scarico. INTRECCIO



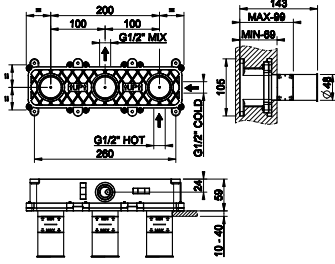
031 Chrome	1.270	735 Warm Bronze PVD	1.880
149 Finox Brushed Nickel	1.715	726 Warm Bronze Br. PVD	2.007
299 Matte Black	1.715	710 Brass PVD	1.880
706 Black Metal PVD	1.880	727 Brass Brushed PVD	2.007
707 Black Metal Br. PVD	2.007	845 Dark Bronze	2.007
708 Copper Brushed PVD	2.007		







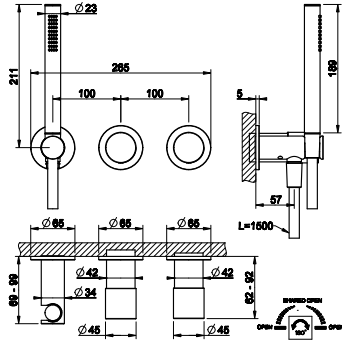
**54139+70138**



**54139**

Built-in part mixer, two-ways.  
Parte incasso miscelatore 2 vie

<b>239</b> Steel Brushed	445
--------------------------	-----



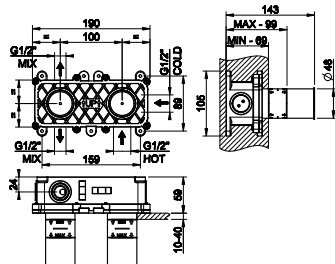
**70138**

External parts wall-mounted two-way shower mixer with diverter, water outlet, hand shower hook and hand shower. INTRECCIO  
Parte esterna miscelatore doccia a parete due vie con deviatore, presa acqua, supporto doccetta e doccetta. INTRECCIO

<b>031</b> Chrome	684	<b>735</b> Warm Bronze PVD	1.013
<b>149</b> Finox Brushed Nickel	924	<b>726</b> Warm Bronze Br. PVD	1.081
<b>299</b> Matte Black	924	<b>710</b> Brass PVD	1.013
<b>706</b> Black Metal PVD	1.013	<b>727</b> Brass Brushed PVD	1.081
<b>707</b> Black Metal Br. PVD	1.081	<b>845</b> Dark Bronze	1.081
<b>708</b> Copper Brushed PVD	1.081		



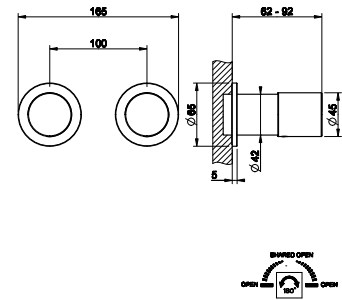

**54073+70179**



**54073**

Built-in part for wall-mounted shower mixer, two-ways.  
Parte incasso miscelatore doccia a parete 2 vie

<b>239</b> Steel Brushed	401
--------------------------	-----



**70179**

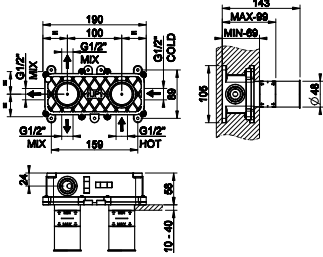
External part wall-mounted two-ways shower mixer with diverter. INTRECCIO  
Parte esterna miscelatore doccia a parete 2 vie con deviatore. INTRECCIO

<b>031</b> Chrome	497	<b>735</b> Warm Bronze PVD	736
<b>149</b> Finox Brushed Nickel	671	<b>726</b> Warm Bronze Br. PVD	786
<b>299</b> Matte Black	671	<b>710</b> Brass PVD	736
<b>706</b> Black Metal PVD	736	<b>727</b> Brass Brushed PVD	786
<b>707</b> Black Metal Br. PVD	786	<b>845</b> Dark Bronze	786
<b>708</b> Copper Brushed PVD	786		






**54169+70136**



**54169**

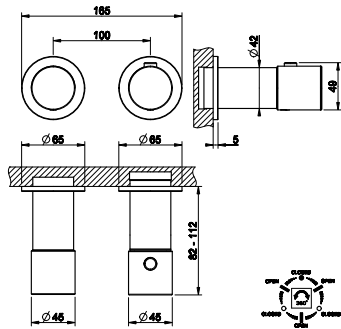
Built-in part for wall-mounted thermostatic shower mixer.  
Parte incasso Miscelatore Termostatico Doccia a parete

239 Steel Brushed 341



**70136**

External part wall-mounted thermostatic three-ways shower mixer.  
INTRECCIO  
Parte esterna miscelatore termostatico doccia a parete 3 vie.  
INTRECCIO

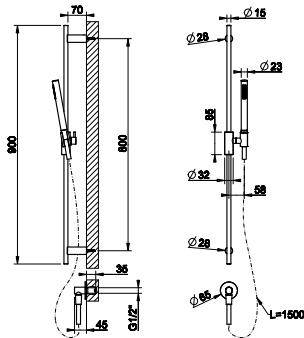


031	Chrome	626	735	Warm Bronze PVD	927
149	Finox Brushed Nickel	846	726	Warm Bronze Br. PVD	990
299	Matte Black	846	710	Brass PVD	927
706	Black Metal PVD	927	727	Brass Brushed PVD	990
707	Black Metal Br. PVD	990	845	Dark Bronze	990
708	Copper Brushed PVD	990			



**70142**

Sliding rail with water outlet, antilimestone handshower and 1,50 m flexible hose. INTRECCIO  
Asta saliscendi con presa acqua, doccetta anticalcare e flessibile 1,50 m. INTRECCIO



031	Chrome	678	735	Warm Bronze PVD	1.004
149	Finox Brushed Nickel	916	726	Warm Bronze Br. PVD	1.072
299	Matte Black	916	710	Brass PVD	1.004
706	Black Metal PVD	1.004	727	Brass Brushed PVD	1.072
707	Black Metal Br. PVD	1.072	845	Dark Bronze	1.072
708	Copper Brushed PVD	1.072			

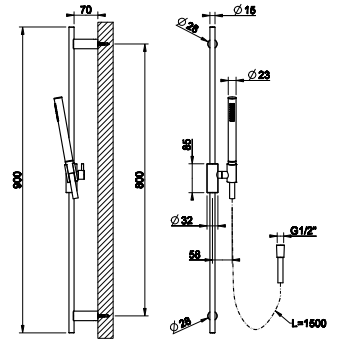


HABITO INTRECCIO



**70145**

Sliding rail with antilimestone handshower, 1,50 m flexible hose.  
INTRECCIO  
Asta saliscendi con doccetta anticalcare e flessibile 1,50 m. INTRECCIO

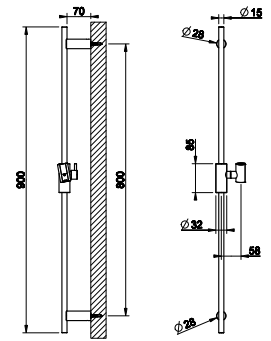


<b>031</b> Chrome	576	<b>735</b> Warm Bronze PVD	853
<b>149</b> Finox Brushed Nickel	778	<b>726</b> Warm Bronze Br. PVD	911
<b>299</b> Matte Black	778	<b>710</b> Brass PVD	853
<b>706</b> Black Metal PVD	853	<b>727</b> Brass Brushed PVD	911
<b>707</b> Black Metal Br. PVD	911	<b>845</b> Dark Bronze	911
<b>708</b> Copper Brushed PVD	911		



**70144**

Sliding rail. INTRECCIO  
Asta saliscendi. INTRECCIO



<b>031</b> Chrome	470	<b>735</b> Warm Bronze PVD	696
<b>149</b> Finox Brushed Nickel	635	<b>726</b> Warm Bronze Br. PVD	743
<b>299</b> Matte Black	635	<b>710</b> Brass PVD	696
<b>706</b> Black Metal PVD	696	<b>727</b> Brass Brushed PVD	743
<b>707</b> Black Metal Br. PVD	743	<b>845</b> Dark Bronze	743
<b>708</b> Copper Brushed PVD	743		



GISSI®



# HABITO

RIGATO

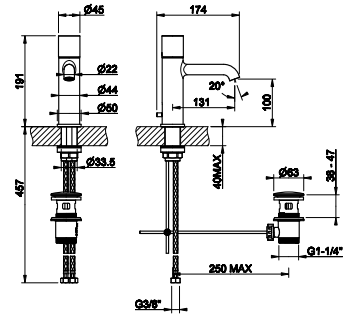




**70501**

Basin mixer with waste and connecting flexibles. RIGATO  
 Miscelatore lavabo con scarico e flessibili di collegamento. RIGATO

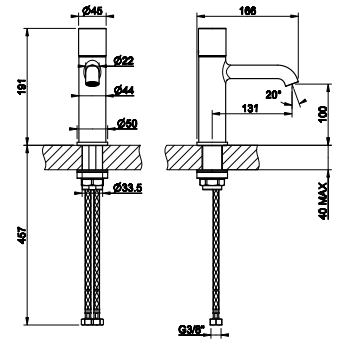
031	Chrome	419	<b>735</b>	Warm Bronze PVD	621
149	Finox Brushed Nickel	566	<b>726</b>	Warm Bronze Br. PVD	663
299	Matte Black	566	<b>710</b>	Brass PVD	621
706	Black Metal PVD	621	<b>727</b>	Brass Brushed PVD	663
707	Black Metal Br. PVD	663	<b>845</b>	Dark Bronze	663
708	Copper Brushed PVD	663			



**70502**

Basin mixer without waste and connecting flexibles. RIGATO  
 Miscelatore lavabo senza scarico con flessibili di collegamento. RIGATO

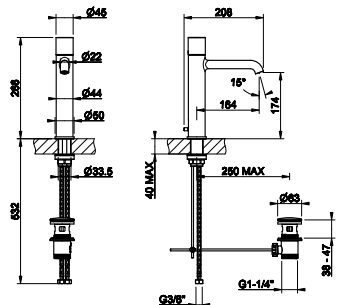
031	Chrome	384	<b>735</b>	Warm Bronze PVD	569
149	Finox Brushed Nickel	519	<b>726</b>	Warm Bronze Br. PVD	607
299	Matte Black	519	<b>710</b>	Brass PVD	569
706	Black Metal PVD	569	<b>727</b>	Brass Brushed PVD	607
707	Black Metal Br. PVD	607	<b>845</b>	Dark Bronze	607
708	Copper Brushed PVD	607			



**70505**

Medium version basin mixer with waste and connecting flexibles. RIGATO  
 Miscelatore lavabo medio con scarico e flessibili di collegamento. RIGATO

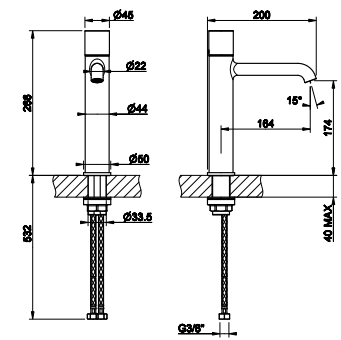
031	Chrome	489	<b>735</b>	Warm Bronze PVD	724
149	Finox Brushed Nickel	661	<b>726</b>	Warm Bronze Br. PVD	773
299	Matte Black	661	<b>710</b>	Brass PVD	724
706	Black Metal PVD	724	<b>727</b>	Brass Brushed PVD	773
707	Black Metal Br. PVD	773	<b>845</b>	Dark Bronze	773
708	Copper Brushed PVD	773			



**70506**

Medium version basin mixer without waste and connecting flexibles. RIGATO  
 Miscelatore lavabo medio senza scarico con flessibili di collegamento. RIGATO

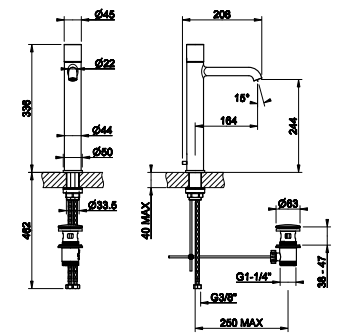
031	Chrome	454	<b>735</b>	Warm Bronze PVD	672
149	Finox Brushed Nickel	613	<b>726</b>	Warm Bronze Br. PVD	718
299	Matte Black	613	<b>710</b>	Brass PVD	672
706	Black Metal PVD	672	<b>727</b>	Brass Brushed PVD	718
707	Black Metal Br. PVD	718	<b>845</b>	Dark Bronze	718
708	Copper Brushed PVD	718			



**70503**

High version basin mixer with waste and connecting flexibles. RIGATO  
 Miscelatore lavabo alto con scarico e flessibili di collegamento. RIGATO

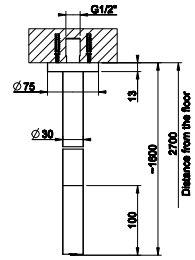
031	Chrome	528	<b>735</b>	Warm Bronze PVD	782
149	Finox Brushed Nickel	713	<b>726</b>	Warm Bronze Br. PVD	835
299	Matte Black	713	<b>710</b>	Brass PVD	782
706	Black Metal PVD	782	<b>727</b>	Brass Brushed PVD	835
707	Black Metal Br. PVD	835	<b>845</b>	Dark Bronze	835
708	Copper Brushed PVD	835			





**63399**

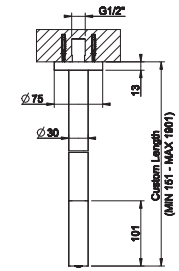
Ceiling-mounted spout. To be completed with separate control.  
Bocca a soffitto. Da completare con comando remoto.



<b>031</b> Chrome	727	<b>707</b> Black Metal Br. PVD	1.150
<b>275</b> Matte Cipria	982	<b>030</b> Copper PVD	1.077
<b>273</b> Matte Greige	982	<b>708</b> Copper Brushed PVD	1.150
<b>277</b> Glossy Odra	982	<b>735</b> Warm Bronze PVD	1.077
<b>278</b> Glossy Coral	982	<b>726</b> Warm Bronze Br. PVD	1.150
<b>276</b> Matte Agave	982	<b>710</b> Brass PVD	1.077
<b>149</b> Finox Brushed Nickel	982	<b>727</b> Brass Brushed PVD	1.150
<b>299</b> Matte Black	982	<b>845</b> Dark Bronze	1.150
<b>720</b> Nickel PVD	1.077	<b>187</b> Aged Bronze	1.150
<b>706</b> Black Metal PVD	1.077	<b>713</b> Antique Brass	1.150

**63499**

Ceiling-mounted spout with length on request. To be completed with separate control.  
Bocca a soffitto braccio altezza personalizzabile. Da completare con comando remoto



<b>031</b> Chrome	1.019	<b>707</b> Black Metal Br. PVD	1.609
<b>275</b> Matte Cipria	1.376	<b>030</b> Copper PVD	1.508
<b>273</b> Matte Greige	1.376	<b>708</b> Copper Brushed PVD	1.609
<b>277</b> Glossy Odra	1.376	<b>735</b> Warm Bronze PVD	1.508
<b>278</b> Glossy Coral	1.376	<b>726</b> Warm Bronze Br. PVD	1.609
<b>276</b> Matte Agave	1.376	<b>710</b> Brass PVD	1.508
<b>149</b> Finox Brushed Nickel	1.376	<b>727</b> Brass Brushed PVD	1.609
<b>299</b> Matte Black	1.376	<b>845</b> Dark Bronze	1.609
<b>720</b> Nickel PVD	1.508	<b>187</b> Aged Bronze	1.609
<b>706</b> Black Metal PVD	1.508	<b>713</b> Antique Brass	1.609

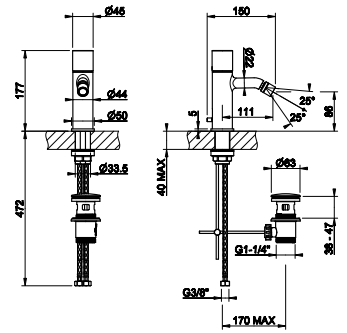


**70507**

Bidet mixer with waste and connecting flexibles. RIGATO  
 Miselatore bidet con scarico con flessibili di collegamento. RIGATO



<b>031</b> Chrome	419	<b>735</b> Warm Bronze PVD	621
<b>149</b> Finox Brushed Nickel	566	<b>726</b> Warm Bronze Br. PVD	663
<b>299</b> Matte Black	566	<b>710</b> Brass PVD	621
<b>706</b> Black Metal PVD	621	<b>727</b> Brass Brushed PVD	663
<b>707</b> Black Metal Br. PVD	663	<b>845</b> Dark Bronze	663
<b>708</b> Copper Brushed PVD	663		



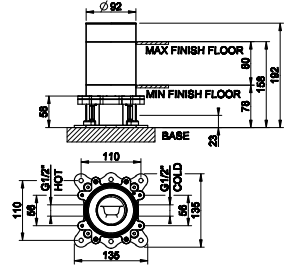
**46189**

Built-in part for freestanding basin/bath mixer with spout  
 Parte incasso miscelatori lavabo/vasca da terra con bocca



<b>031</b> Chrome	356		
-------------------	-----	--	--

**46189+70528**

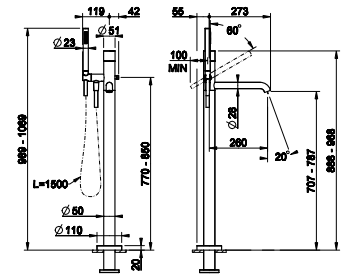


**70528**

External parts freestanding bath mixer with automatic diverter. RIGATO  
 Parte esterna miscelatore vasca da terra con deviatore automatico. RIGATO

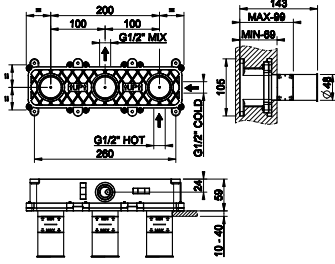


<b>031</b> Chrome	1.687	<b>735</b> Warm Bronze PVD	2.497
<b>149</b> Finox Brushed Nickel	2.278	<b>726</b> Warm Bronze Br. PVD	2.666
<b>299</b> Matte Black	2.278	<b>710</b> Brass PVD	2.497
<b>706</b> Black Metal PVD	2.497	<b>727</b> Brass Brushed PVD	2.666
<b>707</b> Black Metal Br. PVD	2.666	<b>845</b> Dark Bronze	2.666
<b>708</b> Copper Brushed PVD	2.666		





**54139+70538**



**54139**

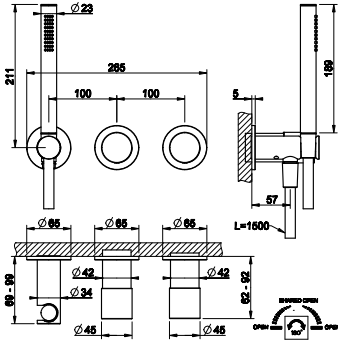
Built-in part mixer, two-ways.  
Parte incasso miscelatore 2 vie

<b>239</b> Steel Brushed	445
--------------------------	-----



**70538**

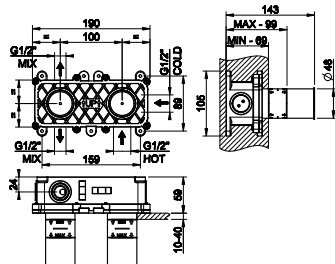
External parts wall-mounted two-way shower mixer with diverter, water outlet, hand shower hook and hand shower. RIGATO  
Parte esterna miscelatore doccia a parete due vie con deviatore, presa acqua, supporto doccetta e doccetta. RIGATO



<b>031</b> Chrome	684	<b>735</b> Warm Bronze PVD	1.013
<b>149</b> Finox Brushed Nickel	924	<b>726</b> Warm Bronze Br. PVD	1.081
<b>299</b> Matte Black	924	<b>710</b> Brass PVD	1.013
<b>706</b> Black Metal PVD	1.013	<b>727</b> Brass Brushed PVD	1.081
<b>707</b> Black Metal Br. PVD	1.081	<b>845</b> Dark Bronze	1.081
<b>708</b> Copper Brushed PVD	1.081		




**54073+70579**



**54073**

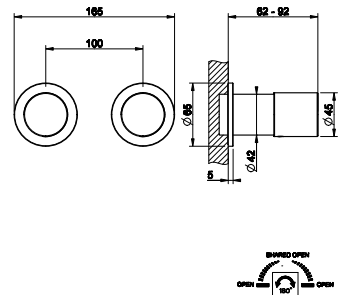
Built-in part for wall-mounted shower mixer, two-ways.  
Parte incasso miscelatore doccia a parete 2 vie

<b>239</b> Steel Brushed	401
--------------------------	-----



**70579**

External part wall-mounted two-ways shower mixer with diverter.  
RIGATO  
Parte esterna miscelatore doccia a parete 2 vie con deviatore. RIGATO

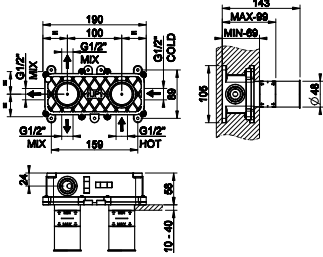


<b>031</b> Chrome	497	<b>735</b> Warm Bronze PVD	736
<b>149</b> Finox Brushed Nickel	671	<b>726</b> Warm Bronze Br. PVD	786
<b>299</b> Matte Black	671	<b>710</b> Brass PVD	736
<b>706</b> Black Metal PVD	736	<b>727</b> Brass Brushed PVD	786
<b>707</b> Black Metal Br. PVD	786	<b>845</b> Dark Bronze	786
<b>708</b> Copper Brushed PVD	786		





**54169+70536**



**54169**

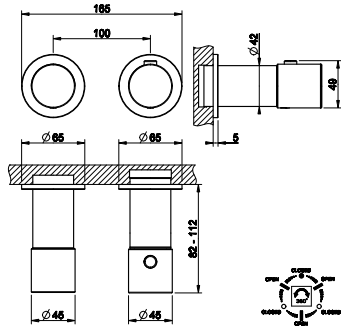
Built-in part for wall-mounted thermostatic shower mixer.  
Parte incasso Miscelatore Termostatico Doccia a parete

239 Steel Brushed 341



**70536**

External part wall-mounted thermostatic three-ways shower mixer.  
RIGATO  
Parte esterna miscelatore termostatico doccia a parete 3 vie. RIGATO

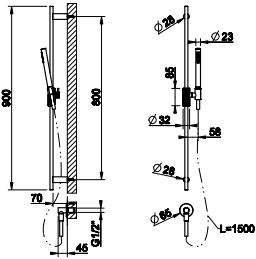


031	Chrome	626	735	Warm Bronze PVD	927
149	Finox Brushed Nickel	846	726	Warm Bronze Br. PVD	990
299	Matte Black	846	710	Brass PVD	927
706	Black Metal PVD	927	727	Brass Brushed PVD	990
707	Black Metal Br. PVD	990	845	Dark Bronze	990
708	Copper Brushed PVD	990			



**63582**

Sliding rail with antilimestone handshower, 1,50 m flexible hose and water outlet. RIGATO.  
Asta saliscendi con presa acqua, doccetta anticalcare e flessibile 1,50 m. RIGATO.



031	Chrome	678	735	Warm Bronze PVD	1.003
149	Finox Brushed Nickel	915	726	Warm Bronze Br. PVD	1.071
299	Matte Black	915	710	Brass PVD	1.003
720	Nickel PVD	1.003	727	Brass Brushed PVD	1.071
706	Black Metal PVD	1.003	845	Dark Bronze	1.071
707	Black Metal Br. PVD	1.071	187	Aged Bronze	1.071
030	Copper PVD	1.003	713	Antique Brass	1.071
708	Copper Brushed PVD	1.071			



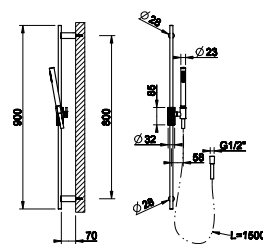
**HABITO RIGATO**



**63584**

Sliding rail with antilimestone handshower, 1,50 m flexible hose. RIGATO.

Asta saliscendi con doccetta anticalcare e flessibile 1,50 m. RIGATO.

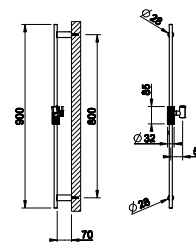


<b>031</b> Chrome	576	<b>735</b> Warm Bronze PVD	852
<b>149</b> Finox Brushed Nickel	777	<b>726</b> Warm Bronze Br. PVD	910
<b>299</b> Matte Black	777	<b>710</b> Brass PVD	852
<b>720</b> Nickel PVD	852	<b>727</b> Brass Brushed PVD	910
<b>706</b> Black Metal PVD	852	<b>845</b> Dark Bronze	910
<b>707</b> Black Metal Br. PVD	910	<b>187</b> Aged Bronze	910
<b>030</b> Copper PVD	852	<b>713</b> Antique Brass	910
<b>708</b> Copper Brushed PVD	910		

**63585**

Sliding rail. RIGATO.

Asta saliscendi. RIGATO.



<b>031</b> Chrome	470	<b>735</b> Warm Bronze PVD	695
<b>149</b> Finox Brushed Nickel	634	<b>726</b> Warm Bronze Br. PVD	742
<b>299</b> Matte Black	634	<b>710</b> Brass PVD	695
<b>720</b> Nickel PVD	695	<b>727</b> Brass Brushed PVD	742
<b>706</b> Black Metal PVD	695	<b>845</b> Dark Bronze	742
<b>707</b> Black Metal Br. PVD	742	<b>187</b> Aged Bronze	742
<b>030</b> Copper PVD	695	<b>713</b> Antique Brass	742
<b>708</b> Copper Brushed PVD	742		



GISSI



# HABITO

## DIAMANTATO

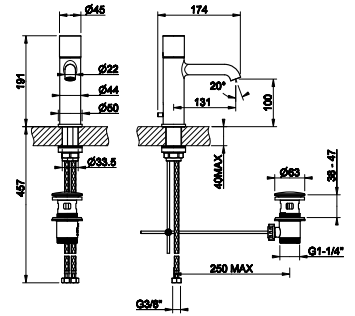


**70601**

Basin mixer with waste and connecting flexibles. DIAMANTATO  
 Miscelatore lavabo con scarico e flessibili di collegamento.  
 DIAMANTATO



<b>031</b> Chrome	419	<b>735</b> Warm Bronze PVD	621
<b>149</b> Finox Brushed Nickel	566	<b>726</b> Warm Bronze Br. PVD	663
<b>299</b> Matte Black	566	<b>710</b> Brass PVD	621
<b>706</b> Black Metal PVD	621	<b>727</b> Brass Brushed PVD	663
<b>707</b> Black Metal Br. PVD	663	<b>845</b> Dark Bronze	663
<b>708</b> Copper Brushed PVD	663		

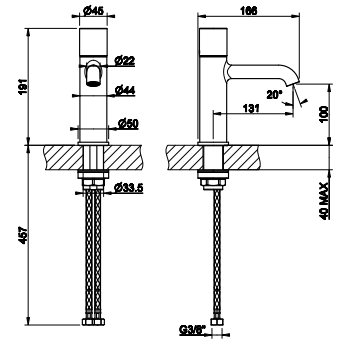


**70602**

Basin mixer without waste and connecting flexibles. DIAMANTATO  
 Miscelatore lavabo senza scarico con flessibili di collegamento.  
 DIAMANTATO



<b>031</b> Chrome	384	<b>735</b> Warm Bronze PVD	569
<b>149</b> Finox Brushed Nickel	519	<b>726</b> Warm Bronze Br. PVD	607
<b>299</b> Matte Black	519	<b>710</b> Brass PVD	569
<b>706</b> Black Metal PVD	569	<b>727</b> Brass Brushed PVD	607
<b>707</b> Black Metal Br. PVD	607	<b>845</b> Dark Bronze	607
<b>708</b> Copper Brushed PVD	607		

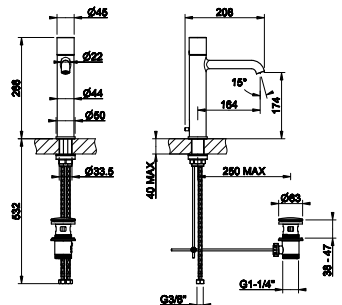


**70605**

Medium version basin mixer with waste and connecting flexibles. DIAMANTATO  
 Miscelatore lavabo medio con scarico e flessibili di collegamento.  
 DIAMANTATO



<b>031</b> Chrome	489	<b>735</b> Warm Bronze PVD	724
<b>149</b> Finox Brushed Nickel	661	<b>726</b> Warm Bronze Br. PVD	773
<b>299</b> Matte Black	661	<b>710</b> Brass PVD	724
<b>706</b> Black Metal PVD	724	<b>727</b> Brass Brushed PVD	773
<b>707</b> Black Metal Br. PVD	773	<b>845</b> Dark Bronze	773
<b>708</b> Copper Brushed PVD	773		

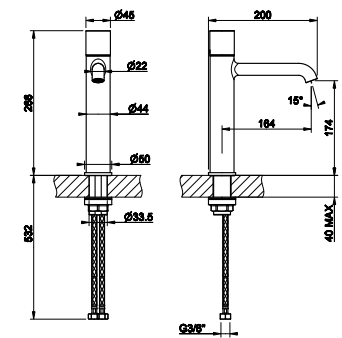


**70606**

Medium version basin mixer without waste and connecting flexibles. DIAMANTATO  
 Miscelatore lavabo medio senza scarico con flessibili di collegamento.  
 DIAMANTATO



<b>031</b> Chrome	454	<b>735</b> Warm Bronze PVD	672
<b>149</b> Finox Brushed Nickel	613	<b>726</b> Warm Bronze Br. PVD	718
<b>299</b> Matte Black	613	<b>710</b> Brass PVD	672
<b>706</b> Black Metal PVD	672	<b>727</b> Brass Brushed PVD	718
<b>707</b> Black Metal Br. PVD	718	<b>845</b> Dark Bronze	718
<b>708</b> Copper Brushed PVD	718		

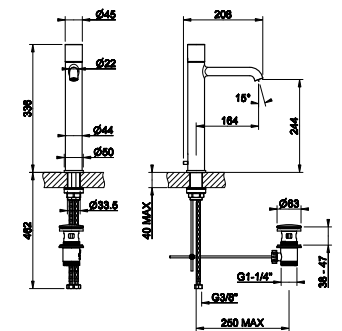


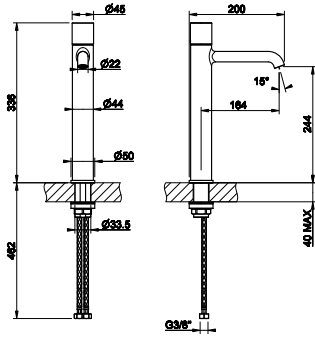
**70603**

High version basin mixer with waste and connecting flexibles. DIAMANTATO  
 Miscelatore lavabo alto con scarico e flessibili di collegamento.  
 DIAMANTATO



<b>031</b> Chrome	528	<b>735</b> Warm Bronze PVD	782
<b>149</b> Finox Brushed Nickel	713	<b>726</b> Warm Bronze Br. PVD	835
<b>299</b> Matte Black	713	<b>710</b> Brass PVD	782
<b>706</b> Black Metal PVD	782	<b>727</b> Brass Brushed PVD	835
<b>707</b> Black Metal Br. PVD	835	<b>845</b> Dark Bronze	835
<b>708</b> Copper Brushed PVD	835		





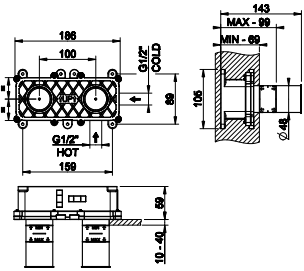
**70604**

High version basin mixer without waste and connecting flexibles. DIAMANTATO  
 Miscelatore lavabo alto senza scarico con flessibili di collegamento. DIAMANTATO

031	Chrome	493	735	Warm Bronze PVD	730
149	Finox Brushed Nickel	666	726	Warm Bronze Br. PVD	779
299	Matte Black	666	710	Brass PVD	730
706	Black Metal PVD	730	727	Brass Brushed PVD	779
707	Black Metal Br. PVD	779	845	Dark Bronze	779
708	Copper Brushed PVD		779		



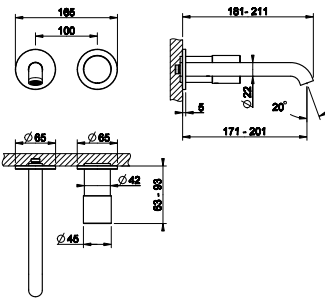

**54198+70688**



**54198**

Built-in part for mixer with spout. Parte incasso per miscelatore con bocca.

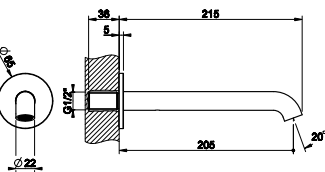
239	Steel Brushed	348
-----	---------------	-----



**70688**

External part for wall-mounted basin mixer. DIAMANTATO  
 Parte esterna miscelatore lavabo da parete. DIAMANTATO

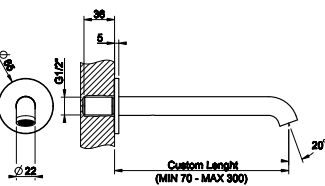
031	Chrome	379	735	Warm Bronze PVD	561
149	Finox Brushed Nickel	512	726	Warm Bronze Br. PVD	599
299	Matte Black	512	710	Brass PVD	561
706	Black Metal PVD	561	727	Brass Brushed PVD	599
707	Black Metal Br. PVD	599	845	Dark Bronze	599
708	Copper Brushed PVD		599		



**66102**

Wall-mounted medium spout basin. Bocca Lavabo a parete bocca media

031	Chrome	160	720	Nickel PVD	237
275	Matte Cipria	216	706	Black Metal PVD	237
273	Matte Greige	216	707	Black Metal Br. PVD	253
277	Glossy Odra	253	708	Copper Brushed PVD	253
278	Glossy Coral	253	726	Warm Bronze Br. PVD	253
276	Matte Agave	216	727	Brass Brushed PVD	253
149	Finox Brushed Nickel	216	845	Dark Bronze	253
299	Matte Black		216		



**66104**

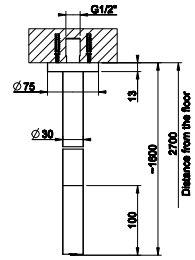
Wall-mounted basin spout, custom length. Bocca lavabo da parete. Bocca lunghezza personalizzata.

031	Chrome	320	720	Nickel PVD	474
275	Matte Cipria	432	706	Black Metal PVD	474
273	Matte Greige	432	707	Black Metal Br. PVD	506
277	Glossy Odra	506	708	Copper Brushed PVD	506
278	Glossy Coral	506	726	Warm Bronze Br. PVD	506
276	Matte Agave	432	727	Brass Brushed PVD	506
149	Finox Brushed Nickel	432	845	Dark Bronze	506
299	Matte Black		432		



**63399**

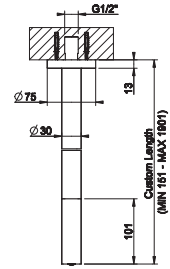
Ceiling-mounted spout. To be completed with separate control.  
 Bocca a soffitto. Da completare con comando remoto.



<b>031</b> Chrome	727	<b>707</b> Black Metal Br. PVD	1.150
<b>275</b> Matte Cipria	982	<b>030</b> Copper PVD	1.077
<b>273</b> Matte Greige	982	<b>708</b> Copper Brushed PVD	1.150
<b>277</b> Glossy Odra	982	<b>735</b> Warm Bronze PVD	1.077
<b>278</b> Glossy Coral	982	<b>726</b> Warm Bronze Br. PVD	1.150
<b>276</b> Matte Agave	982	<b>710</b> Brass PVD	1.077
<b>149</b> Finox Brushed Nickel	982	<b>727</b> Brass Brushed PVD	1.150
<b>299</b> Matte Black	982	<b>845</b> Dark Bronze	1.150
<b>720</b> Nickel PVD	1.077	<b>187</b> Aged Bronze	1.150
<b>706</b> Black Metal PVD	1.077	<b>713</b> Antique Brass	1.150

**63499**

Ceiling-mounted spout with length on request. To be completed with separate control.  
 Bocca a soffitto braccio altezza personalizzabile. Da completare con comando remoto



<b>031</b> Chrome	1.019	<b>707</b> Black Metal Br. PVD	1.609
<b>275</b> Matte Cipria	1.376	<b>030</b> Copper PVD	1.508
<b>273</b> Matte Greige	1.376	<b>708</b> Copper Brushed PVD	1.609
<b>277</b> Glossy Odra	1.376	<b>735</b> Warm Bronze PVD	1.508
<b>278</b> Glossy Coral	1.376	<b>726</b> Warm Bronze Br. PVD	1.609
<b>276</b> Matte Agave	1.376	<b>710</b> Brass PVD	1.508
<b>149</b> Finox Brushed Nickel	1.376	<b>727</b> Brass Brushed PVD	1.609
<b>299</b> Matte Black	1.376	<b>845</b> Dark Bronze	1.609
<b>720</b> Nickel PVD	1.508	<b>187</b> Aged Bronze	1.609
<b>706</b> Black Metal PVD	1.508	<b>713</b> Antique Brass	1.609

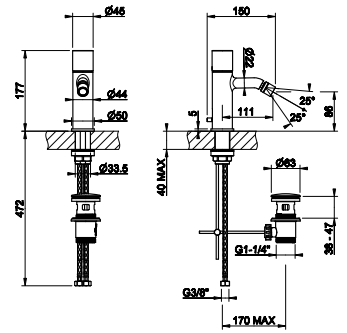


**70607**

Bidet mixer with waste and connecting flexibles. DIAMANTATO  
 Miscelatore bidet con scarico con flessibili di collegamento. DIAMANTATO



<b>031</b> Chrome	419	<b>735</b> Warm Bronze PVD	621
<b>149</b> Finox Brushed Nickel	566	<b>726</b> Warm Bronze Br. PVD	663
<b>299</b> Matte Black	566	<b>710</b> Brass PVD	621
<b>706</b> Black Metal PVD	621	<b>727</b> Brass Brushed PVD	663
<b>707</b> Black Metal Br. PVD	663	<b>845</b> Dark Bronze	663
<b>708</b> Copper Brushed PVD	663		



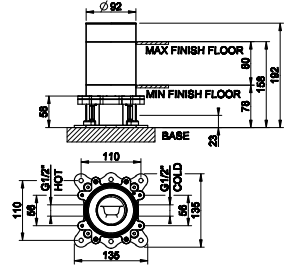
**46189**

Built-in part for freestanding basin/bath mixer with spout  
 Parte incasso miscelatori lavabo/vasca da terra con bocca



<b>031</b> Chrome	356
-------------------	-----

**46189+70628**

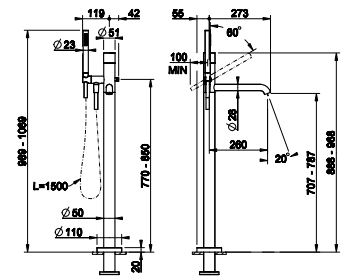


**70628**

External parts freestanding bath mixer with automatic diverter. DIAMANTATO  
 Parte esterna miscelatore vasca da terra con deviatore automatico. DIAMANTATO

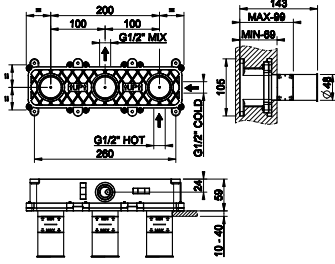


<b>031</b> Chrome	1.687	<b>735</b> Warm Bronze PVD	2.497
<b>149</b> Finox Brushed Nickel	2.278	<b>726</b> Warm Bronze Br. PVD	2.666
<b>299</b> Matte Black	2.278	<b>710</b> Brass PVD	2.497
<b>706</b> Black Metal PVD	2.497	<b>727</b> Brass Brushed PVD	2.666
<b>707</b> Black Metal Br. PVD	2.666	<b>845</b> Dark Bronze	2.666
<b>708</b> Copper Brushed PVD	2.666		





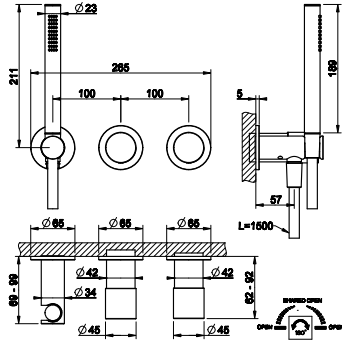
**54139+70638**



**54139**

Built-in part mixer, two-ways.  
Parte incasso miscelatore 2 vie

239 Steel Brushed 445



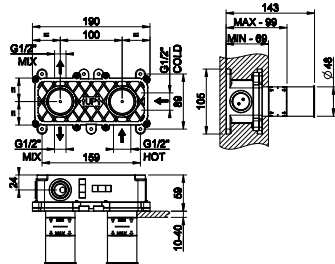
**70638**

External parts wall-mounted two-way shower mixer with diverter, water outlet, hand shower hook and hand shower. DIAMANTATO  
Parte esterna miscelatore doccia a parete due vie con deviatore, presa acqua, supporto doccetta e doccetta. DIAMANTATO

031 Chrome	684	735 Warm Bronze PVD	1.013
149 Finox Brushed Nickel	924	726 Warm Bronze Br. PVD	1.081
299 Matte Black	924	710 Brass PVD	1.013
706 Black Metal PVD	1.013	727 Brass Brushed PVD	1.081
707 Black Metal Br. PVD	1.081	845 Dark Bronze	1.081
708 Copper Brushed PVD	1.081		



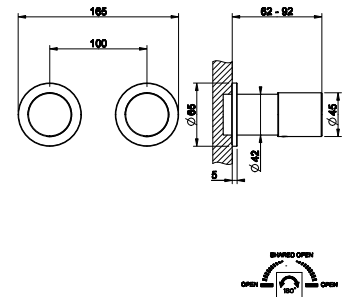

**54073+70679**



**54073**

Built-in part for wall-mounted shower mixer, two-ways.  
Parte incasso miscelatore doccia a parete 2 vie

239 Steel Brushed 401



**70679**


External part wall-mounted two-ways shower mixer with diverter. DIAMANTATO  
Parte esterna miscelatore doccia a parete 2 vie con deviatore. DIAMANTATO

031 Chrome	497	735 Warm Bronze PVD	736
149 Finox Brushed Nickel	671	726 Warm Bronze Br. PVD	786
299 Matte Black	671	710 Brass PVD	736
706 Black Metal PVD	736	727 Brass Brushed PVD	786
707 Black Metal Br. PVD	786	845 Dark Bronze	786
708 Copper Brushed PVD	786		



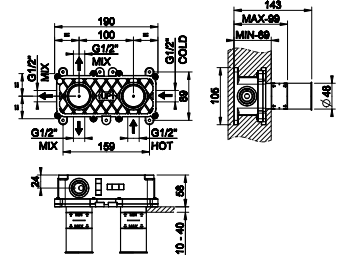
**54169**

Built-in part for wall-mounted thermostatic shower mixer.  
Parte incasso Miscelatore Termostatico Doccia a parete



239 Steel Brushed 341

**54169+70632**

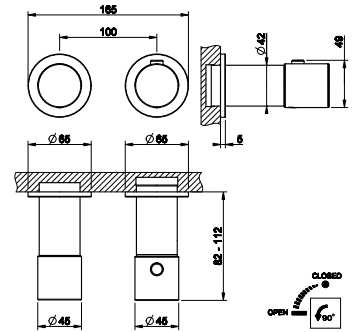


**70632**

External parts for thermostatic mixer, one-way diverter. DIAMANTATO  
Parte esterna miscelatore termostatico Doccia a parete 1 via.  
DIAMANTATO



031 Chrome	626	735 Warm Bronze PVD	927
149 Finox Brushed Nickel	846	726 Warm Bronze Br. PVD	990
299 Matte Black	846	710 Brass PVD	927
706 Black Metal PVD	927	727 Brass Brushed PVD	990
707 Black Metal Br. PVD	990	845 Dark Bronze	990
708 Copper Brushed PVD	990		



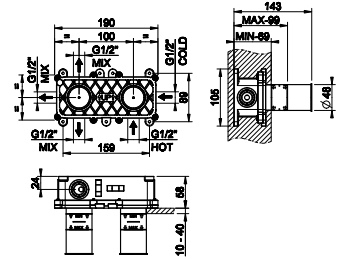
**54169**

Built-in part for wall-mounted thermostatic shower mixer.  
Parte incasso Miscelatore Termostatico Doccia a parete



239 Steel Brushed 341

**54169+70634**

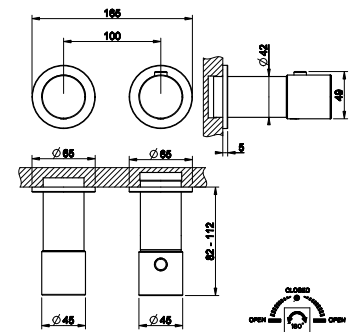


**70634**

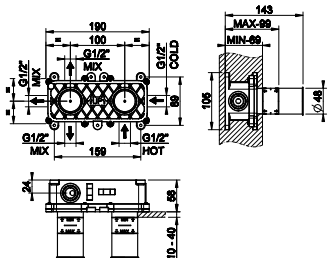
External part wall-mounted thermostatic two-ways shower mixer.  
DIAMANTATO  
Parte esterna miscelatore termostatico doccia a parete 2 vie.  
DIAMANTATO



031 Chrome	626	735 Warm Bronze PVD	927
149 Finox Brushed Nickel	846	726 Warm Bronze Br. PVD	990
299 Matte Black	846	710 Brass PVD	927
706 Black Metal PVD	927	727 Brass Brushed PVD	990
707 Black Metal Br. PVD	990	845 Dark Bronze	990
708 Copper Brushed PVD	990		




**54169+70636**



**54169**

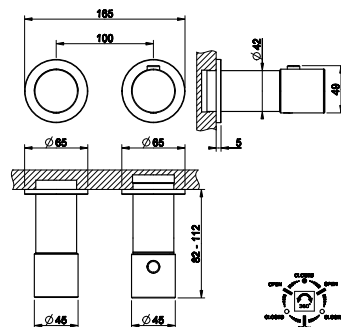
Built-in part for wall-mounted thermostatic shower mixer.  
Parte incasso Miscelatore Termostatico Doccia a parete

239 Steel Brushed 341



**70636**

External part wall-mounted thermostatic three-ways shower mixer.  
DIAMANTATO  
Parte esterna miscelatore termostatico doccia a parete 3 vie.  
DIAMANTATO

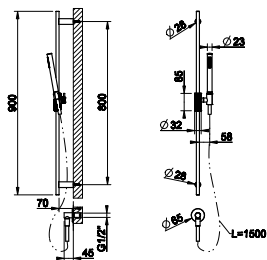


031 Chrome	626	735 Warm Bronze PVD	927
149 Finox Brushed Nickel	846	726 Warm Bronze Br. PVD	990
299 Matte Black	846	710 Brass PVD	927
706 Black Metal PVD	927	727 Brass Brushed PVD	990
707 Black Metal Br. PVD	990	845 Dark Bronze	990
708 Copper Brushed PVD	990		



**63482**

Sliding rail with antilimestone handshower, 1,50 m flexible hose and water outlet. DIAMANTATO.  
Asta saliscendi con presa acqua, doccetta anticalcare e flessibile 1,50 m. DIAMANTATO.



031 Chrome	678	735 Warm Bronze PVD	1.003
149 Finox Brushed Nickel	915	726 Warm Bronze Br. PVD	1.071
299 Matte Black	915	710 Brass PVD	1.003
720 Nickel PVD	1.003	727 Brass Brushed PVD	1.071
706 Black Metal PVD	1.003	845 Dark Bronze	1.071
707 Black Metal Br. PVD	1.071	187 Aged Bronze	1.071
030 Copper PVD	1.003	713 Antique Brass	1.071
708 Copper Brushed PVD	1.071		

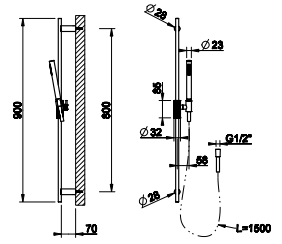


HABITO DIAMANTATO



**63484**

Sliding rail with antilimestone handshower, 1,50 m flexible hose.  
DIAMANTATO.  
Asta saliscendi con doccetta anticalcare e flessibile 1,50 m.  
DIAMANTATO.

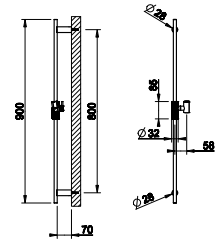


<b>031</b> Chrome	576	<b>735</b> Warm Bronze PVD	852
<b>149</b> Finox Brushed Nickel	777	<b>726</b> Warm Bronze Br. PVD	910
<b>299</b> Matte Black	777	<b>710</b> Brass PVD	852
<b>720</b> Nickel PVD	852	<b>727</b> Brass Brushed PVD	910
<b>706</b> Black Metal PVD	852	<b>845</b> Dark Bronze	910
<b>707</b> Black Metal Br. PVD	910	<b>187</b> Aged Bronze	910
<b>030</b> Copper PVD	852	<b>713</b> Antique Brass	910
<b>708</b> Copper Brushed PVD	910		



**63485**

Sliding rail. DIAMANTATO.  
Asta saliscendi. DIAMANTATO.



<b>031</b> Chrome	470	<b>735</b> Warm Bronze PVD	695
<b>149</b> Finox Brushed Nickel	634	<b>726</b> Warm Bronze Br. PVD	742
<b>299</b> Matte Black	634	<b>710</b> Brass PVD	695
<b>720</b> Nickel PVD	695	<b>727</b> Brass Brushed PVD	742
<b>706</b> Black Metal PVD	695	<b>845</b> Dark Bronze	742
<b>707</b> Black Metal Br. PVD	742	<b>187</b> Aged Bronze	742
<b>030</b> Copper PVD	695	<b>713</b> Antique Brass	742
<b>708</b> Copper Brushed PVD	742		



GISSÌ®



# HABITO

CESELLO

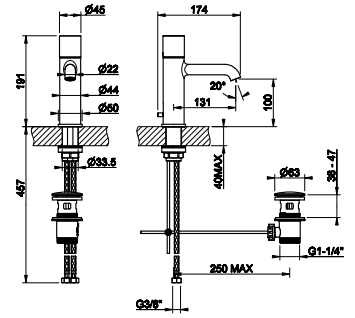


**70401**

Basin mixer with waste and connecting flexibles. CESELLO  
 Miscelatore lavabo con scarico e flessibili di collegamento. CESELLO



<b>031</b> Chrome	419	<b>735</b> Warm Bronze PVD	621
<b>149</b> Finox Brushed Nickel	566	<b>726</b> Warm Bronze Br. PVD	663
<b>299</b> Matte Black	566	<b>710</b> Brass PVD	621
<b>706</b> Black Metal PVD	621	<b>727</b> Brass Brushed PVD	663
<b>707</b> Black Metal Br. PVD	663	<b>845</b> Dark Bronze	663
<b>708</b> Copper Brushed PVD	663		

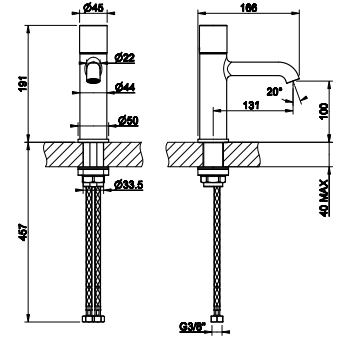


**70402**

Basin mixer without waste and connecting flexibles. CESELLO  
 Miscelatore lavabo senza scarico con flessibili di collegamento. CESELLO



<b>031</b> Chrome	384	<b>735</b> Warm Bronze PVD	569
<b>149</b> Finox Brushed Nickel	519	<b>726</b> Warm Bronze Br. PVD	607
<b>299</b> Matte Black	519	<b>710</b> Brass PVD	569
<b>706</b> Black Metal PVD	569	<b>727</b> Brass Brushed PVD	607
<b>707</b> Black Metal Br. PVD	607	<b>845</b> Dark Bronze	607
<b>708</b> Copper Brushed PVD	607		

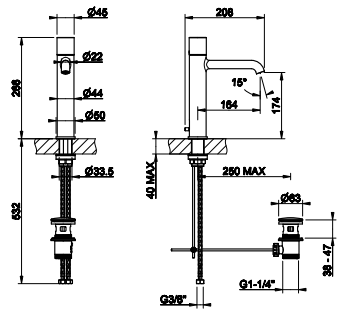


**70405**

Medium version basin mixer with waste and connecting flexibles. CESELLO  
 Miscelatore lavabo medio con scarico e flessibili di collegamento. CESELLO



<b>031</b> Chrome	489	<b>735</b> Warm Bronze PVD	724
<b>149</b> Finox Brushed Nickel	661	<b>726</b> Warm Bronze Br. PVD	773
<b>299</b> Matte Black	661	<b>710</b> Brass PVD	724
<b>706</b> Black Metal PVD	724	<b>727</b> Brass Brushed PVD	773
<b>707</b> Black Metal Br. PVD	773	<b>845</b> Dark Bronze	773
<b>708</b> Copper Brushed PVD	773		

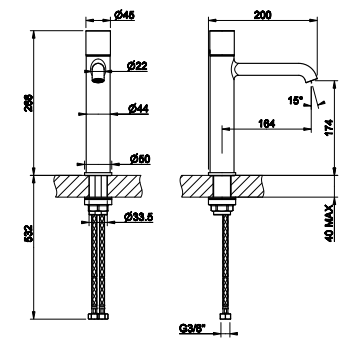


**70406**

Medium version basin mixer without waste and connecting flexibles. CESELLO  
 Miscelatore lavabo medio senza scarico con flessibili di collegamento. CESELLO



<b>031</b> Chrome	454	<b>735</b> Warm Bronze PVD	672
<b>149</b> Finox Brushed Nickel	613	<b>726</b> Warm Bronze Br. PVD	718
<b>299</b> Matte Black	613	<b>710</b> Brass PVD	672
<b>706</b> Black Metal PVD	672	<b>727</b> Brass Brushed PVD	718
<b>707</b> Black Metal Br. PVD	718	<b>845</b> Dark Bronze	718
<b>708</b> Copper Brushed PVD	718		

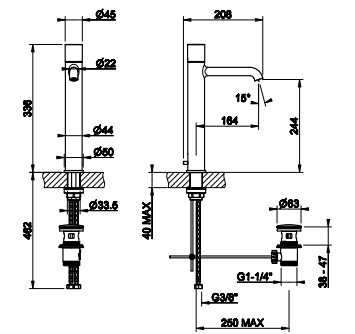


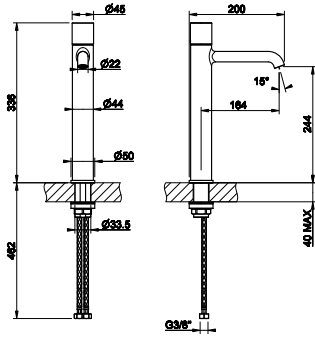
**70403**

High version basin mixer with waste and connecting flexibles. CESELLO  
 Miscelatore lavabo alto con scarico e flessibili di collegamento. CESELLO



<b>031</b> Chrome	528	<b>735</b> Warm Bronze PVD	782
<b>149</b> Finox Brushed Nickel	713	<b>726</b> Warm Bronze Br. PVD	835
<b>299</b> Matte Black	713	<b>710</b> Brass PVD	782
<b>706</b> Black Metal PVD	782	<b>727</b> Brass Brushed PVD	835
<b>707</b> Black Metal Br. PVD	835	<b>845</b> Dark Bronze	835
<b>708</b> Copper Brushed PVD	835		





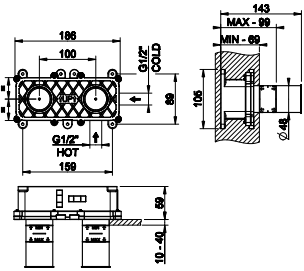
**70404**

High version basin mixer without waste and connecting flexibles. CESELLO  
 Miscelatore lavabo alto senza scarico con flessibili di collegamento. CESELLO

031	Chrome	493	735	Warm Bronze PVD	730
149	Finox Brushed Nickel	666	726	Warm Bronze Br. PVD	779
299	Matte Black	666	710	Brass PVD	730
706	Black Metal PVD	730	727	Brass Brushed PVD	779
707	Black Metal Br. PVD	779	845	Dark Bronze	779
708	Copper Brushed PVD		779		



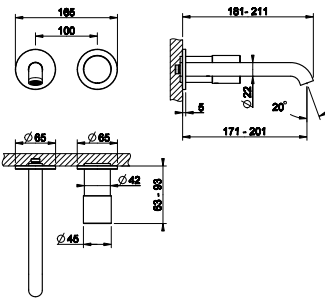

**54198+70488**



**54198**

Built-in part for mixer with spout.  
 Parte incasso per miscelatore con bocca.

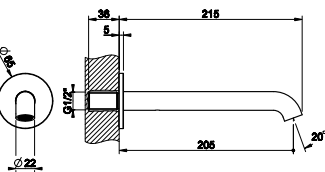
239	Steel Brushed	348
-----	---------------	-----



**70488**

External part for wall-mounted basin mixer. CESELLO  
 Parte esterna miscelatore lavabo da parete. CESELLO

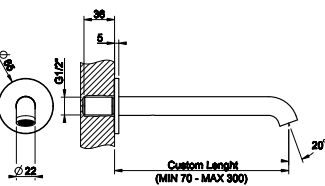
031	Chrome	379	735	Warm Bronze PVD	561
149	Finox Brushed Nickel	512	726	Warm Bronze Br. PVD	599
299	Matte Black	512	710	Brass PVD	561
706	Black Metal PVD	561	727	Brass Brushed PVD	599
707	Black Metal Br. PVD	599	845	Dark Bronze	599
708	Copper Brushed PVD		599		



**66102**

Wall-mounted medium spout basin  
 Bocca Lavabo a parete bocca media

031	Chrome	160	720	Nickel PVD	237
275	Matte Cipria	216	706	Black Metal PVD	237
273	Matte Greige	216	707	Black Metal Br. PVD	253
277	Glossy Odra	253	708	Copper Brushed PVD	253
278	Glossy Coral	253	726	Warm Bronze Br. PVD	253
276	Matte Agave	216	727	Brass Brushed PVD	253
149	Finox Brushed Nickel	216	845	Dark Bronze	253
299	Matte Black		216		



**66104**

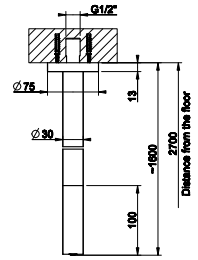
Wall-mounted basin spout, custom length  
 Bocca lavabo da parete. Bocca lunghezza personalizzata.

031	Chrome	320	720	Nickel PVD	474
275	Matte Cipria	432	706	Black Metal PVD	474
273	Matte Greige	432	707	Black Metal Br. PVD	506
277	Glossy Odra	506	708	Copper Brushed PVD	506
278	Glossy Coral	506	726	Warm Bronze Br. PVD	506
276	Matte Agave	432	727	Brass Brushed PVD	506
149	Finox Brushed Nickel	432	845	Dark Bronze	506
299	Matte Black		432		



**63399**

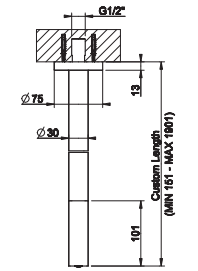
Ceiling-mounted spout. To be completed with separate control.  
 Bocca a soffitto. Da completare con comando remoto.



<b>031</b> Chrome	727	<b>707</b> Black Metal Br. PVD	1.150
<b>275</b> Matte Cipria	982	<b>030</b> Copper PVD	1.077
<b>273</b> Matte Greige	982	<b>708</b> Copper Brushed PVD	1.150
<b>277</b> Glossy Odra	982	<b>735</b> Warm Bronze PVD	1.077
<b>278</b> Glossy Coral	982	<b>726</b> Warm Bronze Br. PVD	1.150
<b>276</b> Matte Agave	982	<b>710</b> Brass PVD	1.077
<b>149</b> Finox Brushed Nickel	982	<b>727</b> Brass Brushed PVD	1.150
<b>299</b> Matte Black	982	<b>845</b> Dark Bronze	1.150
<b>720</b> Nickel PVD	1.077	<b>187</b> Aged Bronze	1.150
<b>706</b> Black Metal PVD	1.077	<b>713</b> Antique Brass	1.150

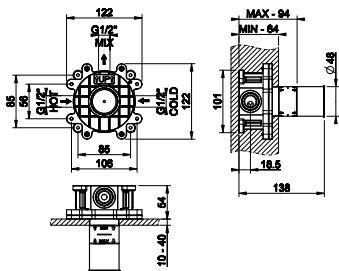
**63499**

Ceiling-mounted spout with length on request. To be completed with separate control.  
 Bocca a soffitto braccio altezza personalizzabile. Da completare con comando remoto



<b>031</b> Chrome	1.019	<b>707</b> Black Metal Br. PVD	1.609
<b>275</b> Matte Cipria	1.376	<b>030</b> Copper PVD	1.508
<b>273</b> Matte Greige	1.376	<b>708</b> Copper Brushed PVD	1.609
<b>277</b> Glossy Odra	1.376	<b>735</b> Warm Bronze PVD	1.508
<b>278</b> Glossy Coral	1.376	<b>726</b> Warm Bronze Br. PVD	1.609
<b>276</b> Matte Agave	1.376	<b>710</b> Brass PVD	1.508
<b>149</b> Finox Brushed Nickel	1.376	<b>727</b> Brass Brushed PVD	1.609
<b>299</b> Matte Black	1.376	<b>845</b> Dark Bronze	1.609
<b>720</b> Nickel PVD	1.508	<b>187</b> Aged Bronze	1.609
<b>706</b> Black Metal PVD	1.508	<b>713</b> Antique Brass	1.609

**54055+70499**



**54055**

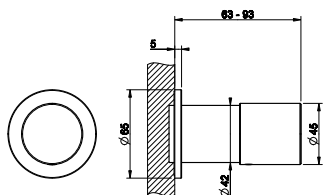
Built-in part for wall-mounted shower/basin mixer, one way  
 Parte incasso miscelatore lavabo/doccia a parete 1 via

239 Steel Brushed	230
-------------------	-----



**70499**

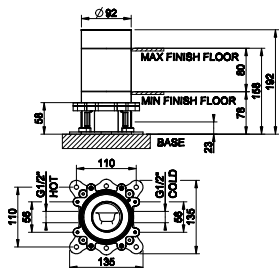
External part for wall-mounted one-way mixer. CESELLO  
 Parte esterna miscelatore a parete 1 via. CESELLO



031 Chrome	219	735 Warm Bronze PVD	325
149 Finox Brushed Nickel	296	726 Warm Bronze Br. PVD	347
299 Matte Black	296	710 Brass PVD	325
706 Black Metal PVD	325	727 Brass Brushed PVD	347
707 Black Metal Br. PVD	347	845 Dark Bronze	347
708 Copper Brushed PVD	347		



**46189+70495**



**46189**

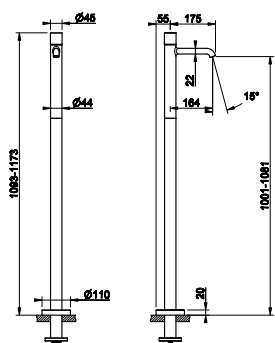
Built-in part for freestanding basin/bath mixer with spout  
 Parte incasso miscelatori lavabo/vasca da terra con bocca

031 Chrome	356
------------	-----



**70495**

External part for freestanding basin mixer without waste. CESELLO  
 Parte esterna miscelatore lavabo da terra senza scarico. CESELLO



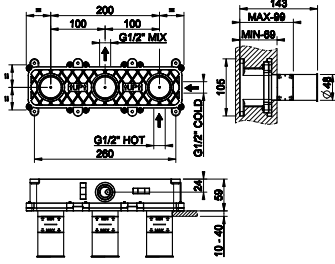
031 Chrome	1.270	735 Warm Bronze PVD	1.880
149 Finox Brushed Nickel	1.715	726 Warm Bronze Br. PVD	2.007
299 Matte Black	1.715	710 Brass PVD	1.880
706 Black Metal PVD	1.880	727 Brass Brushed PVD	2.007
707 Black Metal Br. PVD	2.007	845 Dark Bronze	2.007
708 Copper Brushed PVD	2.007		







**54139+70438**



**54139**

Built-in part mixer, two-ways.  
Parte incasso miscelatore 2 vie

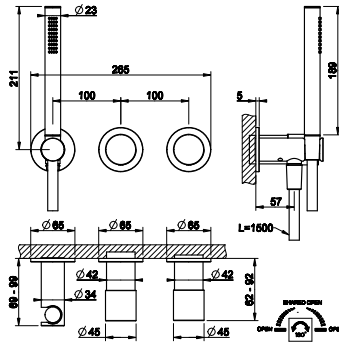
**239** Steel Brushed 445



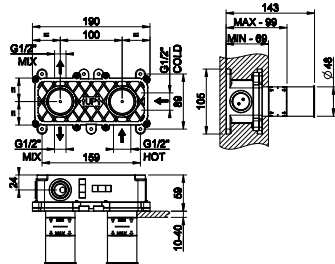
**70438**

External parts wall-mounted two-way shower mixer with diverter, water outlet, hand shower hook and hand shower. CESELLO  
Parte esterna miscelatore doccia a parete due vie con deviatore, presa acqua, supporto doccetta e doccetta. CESELLO

<b>031</b> Chrome	684	<b>735</b> Warm Bronze PVD	1.013
<b>149</b> Finox Brushed Nickel	924	<b>726</b> Warm Bronze Br. PVD	1.081
<b>299</b> Matte Black	924	<b>710</b> Brass PVD	1.013
<b>706</b> Black Metal PVD	1.013	<b>727</b> Brass Brushed PVD	1.081
<b>707</b> Black Metal Br. PVD	1.081	<b>845</b> Dark Bronze	1.081
<b>708</b> Copper Brushed PVD	1.081		




**54073+70479**



**54073**

Built-in part for wall-mounted shower mixer, two-ways.  
Parte incasso miscelatore doccia a parete 2 vie

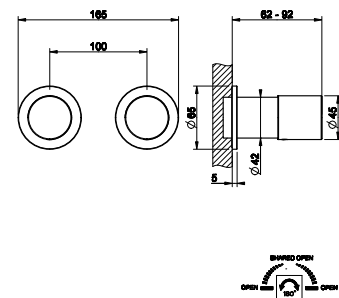
**239** Steel Brushed 401



**70479**

External part wall-mounted two-ways shower mixer with diverter. CESELLO  
Parte esterna miscelatore doccia a parete 2 vie con deviatore. CESELLO

<b>031</b> Chrome	497	<b>735</b> Warm Bronze PVD	736
<b>149</b> Finox Brushed Nickel	671	<b>726</b> Warm Bronze Br. PVD	786
<b>299</b> Matte Black	671	<b>710</b> Brass PVD	736
<b>706</b> Black Metal PVD	736	<b>727</b> Brass Brushed PVD	786
<b>707</b> Black Metal Br. PVD	786	<b>845</b> Dark Bronze	786
<b>708</b> Copper Brushed PVD	786		





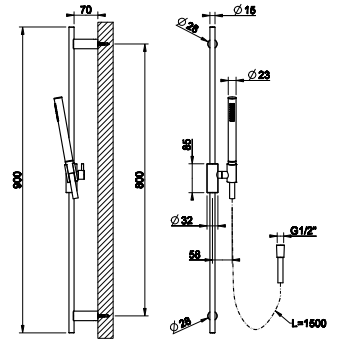


HABITO CESELLO



**70445**

Sliding rail with antilimestone handshower, 1,50 m flexible hose.  
CESELLO  
Asta saliscendi con doccetta anticalcare e flessibile 1,50 m. CESELLO

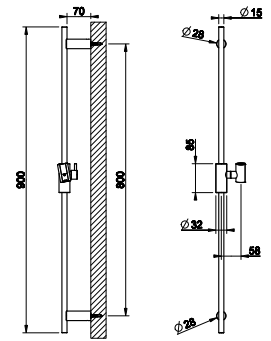


<b>031</b> Chrome	576	<b>735</b> Warm Bronze PVD	853
<b>149</b> Finox Brushed Nickel	778	<b>726</b> Warm Bronze Br. PVD	911
<b>299</b> Matte Black	778	<b>710</b> Brass PVD	853
<b>706</b> Black Metal PVD	853	<b>727</b> Brass Brushed PVD	911
<b>707</b> Black Metal Br. PVD	911	<b>845</b> Dark Bronze	911
<b>708</b> Copper Brushed PVD	911		



**70444**

Sliding rail. CESELLO  
Asta saliscendi. CESELLO



<b>031</b> Chrome	470	<b>735</b> Warm Bronze PVD	696
<b>149</b> Finox Brushed Nickel	635	<b>726</b> Warm Bronze Br. PVD	743
<b>299</b> Matte Black	635	<b>710</b> Brass PVD	696
<b>706</b> Black Metal PVD	696	<b>727</b> Brass Brushed PVD	743
<b>707</b> Black Metal Br. PVD	743	<b>845</b> Dark Bronze	743
<b>708</b> Copper Brushed PVD	743		





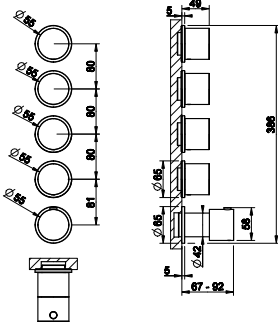
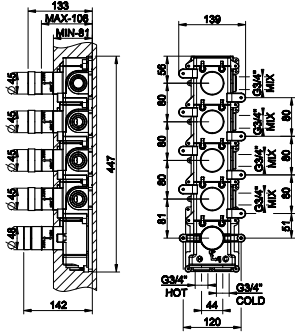
# HABITO

BATH-SHOWER






**09268+63438**



**09268**

Built-in part for thermostatic mixer, FOUR separate exits  
Parte incasso miscelatore termostatico a parete 4 uscite indipendenti

<b>031</b> Chrome	1.076
-------------------	-------



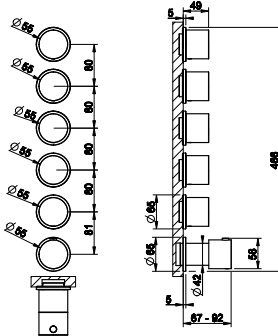
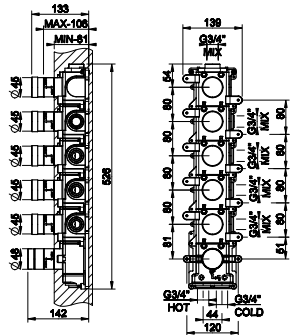
**63438**

External parts for wall-mounted thermostatic mixer. Vertical/horizontal setting up with four separate exits.  
Parte esterna miscelatore termostatico a parete 4 uscite indipendenti. Installazione verticale/orizzontale.

<b>031</b> Chrome	1.159	<b>735</b> Warm Bronze PVD	1.716
<b>149</b> Finox Brushed Nickel	1.565	<b>726</b> Warm Bronze Br. PVD	1.832
<b>299</b> Matte Black	1.565	<b>710</b> Brass PVD	1.716
<b>720</b> Nickel PVD	1.716	<b>727</b> Brass Brushed PVD	1.832
<b>706</b> Black Metal PVD	1.716	<b>845</b> Dark Bronze	1.832
<b>707</b> Black Metal Br. PVD	1.832	<b>187</b> Aged Bronze	1.832
<b>030</b> Copper PVD	1.716	<b>713</b> Antique Brass	1.832
<b>708</b> Copper Brushed PVD	1.832		




**09263+63440**



**09263**

Built-in part for thermostatic mixer, FIVE separate exits  
Parte incasso miscelatore termostatico a parete 5 uscite indipendenti

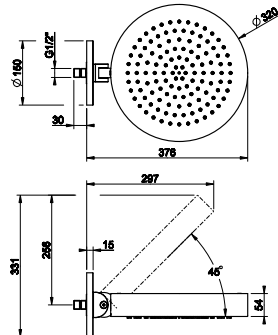
<b>031</b> Chrome	1.207
-------------------	-------



**63440**

External parts for wall-mounted thermostatic mixer. Vertical/horizontal setting up with five separate exits.  
Parte esterna miscelatore termostatico a parete 5 uscite indipendenti. Installazione verticale/orizzontale.

<b>031</b> Chrome	1.272	<b>735</b> Warm Bronze PVD	1.883
<b>149</b> Finox Brushed Nickel	1.718	<b>726</b> Warm Bronze Br. PVD	2.010
<b>299</b> Matte Black	1.718	<b>710</b> Brass PVD	1.883
<b>720</b> Nickel PVD	1.883	<b>727</b> Brass Brushed PVD	2.010
<b>706</b> Black Metal PVD	1.883	<b>845</b> Dark Bronze	2.010
<b>707</b> Black Metal Br. PVD	2.010	<b>187</b> Aged Bronze	2.010
<b>030</b> Copper PVD	1.883	<b>713</b> Antique Brass	2.010
<b>708</b> Copper Brushed PVD	2.010		



**66150**

Wall-mounted anti limestone and adjustable head shower  
Soffione anticalcare a parete orientabile

<b>031</b> Chrome	1.150	<b>708</b> Copper Brushed PVD	1.817
<b>149</b> Finox Brushed Nickel	1.553	<b>726</b> Warm Bronze Br. PVD	1.817
<b>299</b> Matte Black	1.553	<b>727</b> Brass Brushed PVD	1.817
<b>720</b> Nickel PVD	1.702	<b>845</b> Dark Bronze	1.817
<b>706</b> Black Metal PVD	1.702		
<b>707</b> Black Metal Br. PVD	1.817		

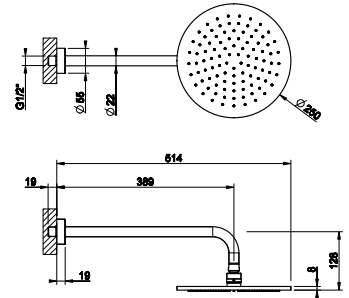


**66148**

Wall-mounted anti limestone and adjustable head shower  
Soffione anticalcare a parete orientabile



<b>031</b> Chrome	467	<b>708</b> Copper Brushed PVD	738
<b>149</b> Finox Brushed Nickel	631	<b>735</b> Warm Bronze PVD	692
<b>299</b> Matte Black	631	<b>726</b> Warm Bronze Br. PVD	738
<b>720</b> Nickel PVD	692	<b>710</b> Brass PVD	692
<b>706</b> Black Metal PVD	692	<b>727</b> Brass Brushed PVD	738
<b>707</b> Black Metal Br. PVD	738	<b>845</b> Dark Bronze	738
<b>030</b> Copper PVD	692		

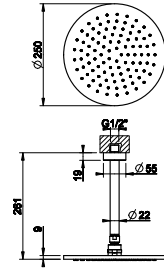


**63352**

Ceiling-mounted adjustable shower head  
Soffione a soffitto orientabile



<b>031</b> Chrome	395	<b>726</b> Warm Bronze Br. PVD	625
<b>149</b> Finox Brushed Nickel	535	<b>710</b> Brass PVD	585
<b>299</b> Matte Black	535	<b>727</b> Brass Brushed PVD	625
<b>720</b> Nickel PVD	585	<b>246</b> Gold PVD	664
<b>706</b> Black Metal PVD	585	<b>845</b> Dark Bronze	625
<b>707</b> Black Metal Br. PVD	625	<b>187</b> Aged Bronze	625
<b>030</b> Copper PVD	585	<b>713</b> Antique Brass	625
<b>708</b> Copper Brushed PVD	625	<b>279</b> Matte White	535
<b>735</b> Warm Bronze PVD	585		

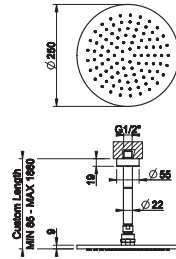


**63350**

Ceiling-mounted showerhead, lenght on request  
Soffione a soffitto braccio altezza personalizzabile



<b>031</b> Chrome	555	<b>726</b> Warm Bronze Br. PVD	876
<b>149</b> Finox Brushed Nickel	748	<b>710</b> Brass PVD	821
<b>299</b> Matte Black	748	<b>727</b> Brass Brushed PVD	876
<b>720</b> Nickel PVD	821	<b>246</b> Gold PVD	933
<b>706</b> Black Metal PVD	821	<b>845</b> Dark Bronze	876
<b>707</b> Black Metal Br. PVD	876	<b>187</b> Aged Bronze	876
<b>030</b> Copper PVD	821	<b>713</b> Antique Brass	876
<b>708</b> Copper Brushed PVD	876	<b>279</b> Matte White	748
<b>735</b> Warm Bronze PVD	821		

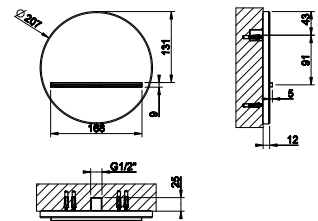


**65295**

Waterfall shower spout to be completed with separate control (not included)  
Bocca doccia a parete a cascata. Da completare con comando remoto. (non incluso)



<b>031</b> Chrome	794	<b>735</b> Warm Bronze PVD	1.175
<b>149</b> Finox Brushed Nickel	1.073	<b>726</b> Warm Bronze Br. PVD	1.255
<b>299</b> Matte Black	1.073	<b>710</b> Brass PVD	1.175
<b>720</b> Nickel PVD	1.175	<b>727</b> Brass Brushed PVD	1.255
<b>706</b> Black Metal PVD	1.175	<b>845</b> Dark Bronze	1.255
<b>707</b> Black Metal Br. PVD	1.255	<b>187</b> Aged Bronze	1.255
<b>030</b> Copper PVD	1.175	<b>713</b> Antique Brass	1.255
<b>708</b> Copper Brushed PVD	1.255	<b>279</b> Matte White	1.073

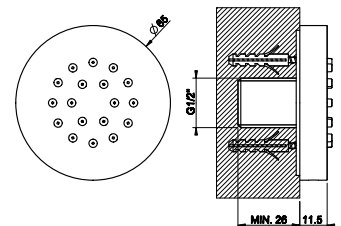


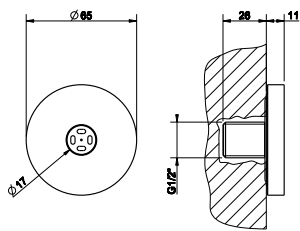
**32971**

Lateral body jet  
Soffione laterale



<b>031</b> Chrome	233	<b>735</b> Warm Bronze PVD	344
<b>149</b> Finox Brushed Nickel	335	<b>726</b> Warm Bronze Br. PVD	367
<b>299</b> Matte Black	291	<b>710</b> Brass PVD	344
<b>147</b> Chrome Brushed	335	<b>727</b> Brass Brushed PVD	367
<b>720</b> Nickel PVD	345	<b>246</b> Gold PVD	390
<b>706</b> Black Metal PVD	344	<b>845</b> Dark Bronze	369
<b>707</b> Black Metal Br. PVD	367	<b>187</b> Aged Bronze	367
<b>030</b> Copper PVD	344	<b>713</b> Antique Brass	367
<b>708</b> Copper Brushed PVD	367	<b>279</b> Matte White	291





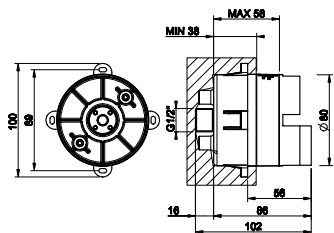
**32977**

Lateral nebulizer  
Nebulizzatore laterale

031	Chrome	202	735	Warm Bronze PVD	299
149	Finox Brushed Nickel	258	726	Warm Bronze Br. PVD	319
299	Matte Black	252	710	Brass PVD	299
147	Chrome Brushed	258	727	Brass Brushed PVD	319
720	Nickel PVD	300	246	Gold PVD	339
706	Black Metal PVD	299	845	Dark Bronze	320
707	Black Metal Br. PVD	319	187	Aged Bronze	319
030	Copper PVD	299	713	Antique Brass	319
708	Copper Brushed PVD	319	279	Matte White	252



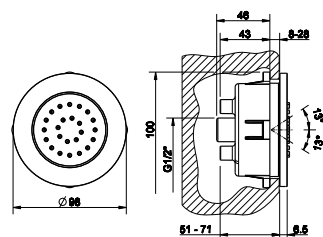
**32985+32982**



**32985**

Built-in part lateral and adjustable body jet  
Parte incasso Soffione laterale orientabile

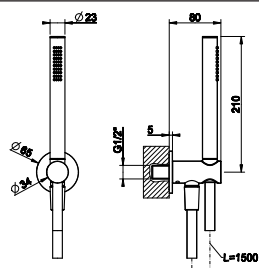
031	Chrome	157			
-----	--------	-----	--	--	--



**32982**

External parts for adjustable lateral body jet  
Parte esterna Soffione laterale orientabile

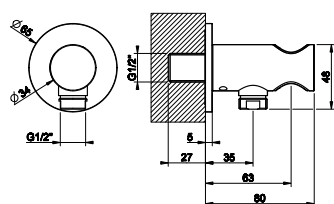
031	Chrome	309	735	Warm Bronze PVD	532
149	Finox Brushed Nickel	436	726	Warm Bronze Br. PVD	578
299	Matte Black	426	710	Brass PVD	532
147	Chrome Brushed	436	727	Brass Brushed PVD	578
720	Nickel PVD	458	246	Gold PVD	624
706	Black Metal PVD	532	845	Dark Bronze	489
707	Black Metal Br. PVD	578	187	Aged Bronze	578
030	Copper PVD	532	713	Antique Brass	578
708	Copper Brushed PVD	578	279	Matte White	426



**63329**

Shower set with water outlet, 1,50 m flexible hose and antilimestone handshower  
Set doccia con presa acqua, doccetta anticalcare e flessibile 1,50 m

031	Chrome	346	735	Warm Bronze PVD	513
149	Finox Brushed Nickel	468	726	Warm Bronze Br. PVD	546
299	Matte Black	468	710	Brass PVD	513
720	Nickel PVD	513	727	Brass Brushed PVD	546
706	Black Metal PVD	513	845	Dark Bronze	546
707	Black Metal Br. PVD	546	187	Aged Bronze	546
030	Copper PVD	513	713	Antique Brass	546
708	Copper Brushed PVD	546			



**63461**

Water outlet and handshower hook  
Presa acqua con supporto doccetta

031	Chrome	187	735	Warm Bronze PVD	278
149	Finox Brushed Nickel	254	726	Warm Bronze Br. PVD	297
299	Matte Black	254	710	Brass PVD	278
720	Nickel PVD	278	727	Brass Brushed PVD	297
706	Black Metal PVD	278	845	Dark Bronze	297
707	Black Metal Br. PVD	297	187	Aged Bronze	297
030	Copper PVD	278	713	Antique Brass	297
708	Copper Brushed PVD	297			

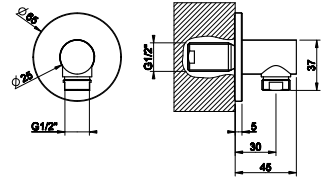


**63469**

Water outlet  
Presca acqua



<b>031</b> Chrome	122	<b>735</b> Warm Bronze PVD	181
<b>149</b> Finox Brushed Nickel	165	<b>726</b> Warm Bronze Br. PVD	193
<b>299</b> Matte Black	165	<b>710</b> Brass PVD	181
<b>720</b> Nickel PVD	181	<b>727</b> Brass Brushed PVD	193
<b>706</b> Black Metal PVD	181	<b>845</b> Dark Bronze	193
<b>707</b> Black Metal Br. PVD	193	<b>187</b> Aged Bronze	193
<b>030</b> Copper PVD	181	<b>713</b> Antique Brass	193
<b>708</b> Copper Brushed PVD	193		

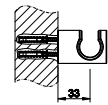
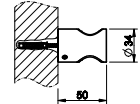


**58157**

Fixed handshower hook  
Supporto fisso per doccia



<b>031</b> Chrome	94	<b>735</b> Warm Bronze PVD	139
<b>149</b> Finox Brushed Nickel	122	<b>726</b> Warm Bronze Br. PVD	149
<b>299</b> Matte Black	117	<b>710</b> Brass PVD	139
<b>720</b> Nickel PVD	139	<b>727</b> Brass Brushed PVD	149
<b>706</b> Black Metal PVD	139	<b>246</b> Gold PVD	158
<b>707</b> Black Metal Br. PVD	149	<b>845</b> Dark Bronze	149
<b>030</b> Copper PVD	139	<b>187</b> Aged Bronze	149
<b>708</b> Copper Brushed PVD	149	<b>713</b> Antique Brass	149

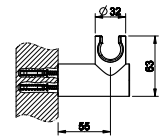
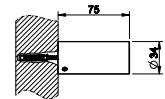


**58160**

Adjustable handshower hook  
Supporto duplex orientabile per doccia



<b>031</b> Chrome	166	<b>735</b> Warm Bronze PVD	246
<b>149</b> Finox Brushed Nickel	216	<b>726</b> Warm Bronze Br. PVD	262
<b>299</b> Matte Black	207	<b>710</b> Brass PVD	246
<b>720</b> Nickel PVD	246	<b>727</b> Brass Brushed PVD	262
<b>706</b> Black Metal PVD	246	<b>246</b> Gold PVD	278
<b>707</b> Black Metal Br. PVD	262	<b>845</b> Dark Bronze	263
<b>030</b> Copper PVD	246	<b>187</b> Aged Bronze	262
<b>708</b> Copper Brushed PVD	262	<b>713</b> Antique Brass	262

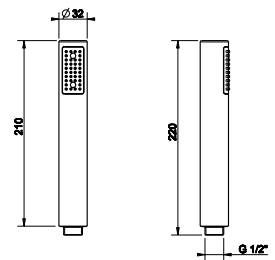


**14372**

Antilimestone handshower.  
Doccetta anticalcare.



<b>031</b> Chrome	53	<b>726</b> Warm Bronze Br. PVD	182
<b>149</b> Finox Brushed Nickel	89	<b>710</b> Brass PVD	165
<b>299</b> Matte Black	88	<b>727</b> Brass Brushed PVD	182
<b>720</b> Nickel PVD	165	<b>246</b> Gold PVD	201
<b>706</b> Black Metal PVD	165	<b>845</b> Dark Bronze	182
<b>707</b> Black Metal Br. PVD	182	<b>187</b> Aged Bronze	182
<b>030</b> Copper PVD	165	<b>713</b> Antique Brass	182
<b>708</b> Copper Brushed PVD	182	<b>279</b> Matte White	93
<b>735</b> Warm Bronze PVD	165		

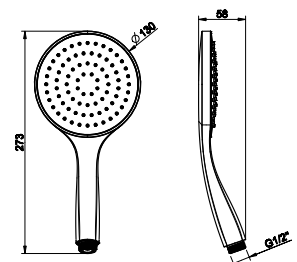


**14370**

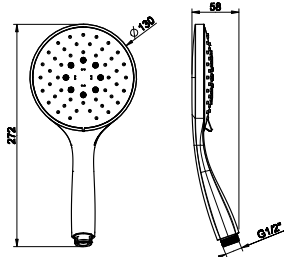
antilimestone handshower  
Doccetta anticalcare



<b>031</b> Chrome	75	<b>735</b> Warm Bronze PVD	173
<b>149</b> Finox Brushed Nickel	150	<b>726</b> Warm Bronze Br. PVD	185
<b>299</b> Matte Black	150	<b>710</b> Brass PVD	173
<b>147</b> Chrome Brushed	150	<b>727</b> Brass Brushed PVD	185
<b>720</b> Nickel PVD	173	<b>246</b> Gold PVD	196
<b>706</b> Black Metal PVD	173	<b>845</b> Dark Bronze	185
<b>707</b> Black Metal Br. PVD	185	<b>187</b> Aged Bronze	185
<b>030</b> Copper PVD	173	<b>713</b> Antique Brass	185
<b>708</b> Copper Brushed PVD	185	<b>279</b> Matte White	150



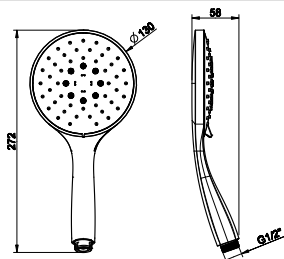




**14376**

Three-setting antilimestone handshower with white insert  
Doccetta anticalcare tre getti con inserto bianco

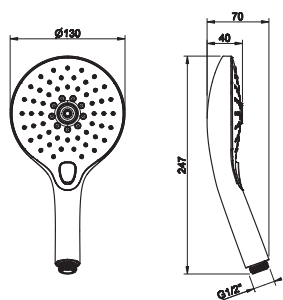
031	Chrome	160	735	Warm Bronze PVD	253
149	Finox Brushed Nickel	216	726	Warm Bronze Br. PVD	269
299	Matte Black	216	710	Brass PVD	253
147	Chrome Brushed	216	727	Brass Brushed PVD	269
720	Nickel PVD	253	246	Gold PVD	285
706	Black Metal PVD	253	845	Dark Bronze	269
707	Black Metal Br. PVD	269	187	Aged Bronze	269
030	Copper PVD	253	713	Antique Brass	269
708	Copper Brushed PVD	269	279	Matte White	216



**14378**

Three-setting antilimestone handshower with black insert.  
Doccetta anticalcare tre-getti con inserto nero.

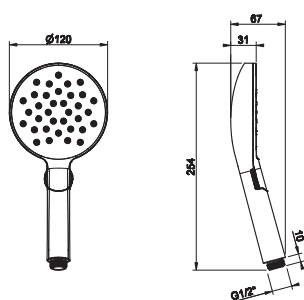
031	Chrome	160	735	Warm Bronze PVD	253
149	Finox Brushed Nickel	216	726	Warm Bronze Br. PVD	269
299	Matte Black	216	710	Brass PVD	253
147	Chrome Brushed	216	727	Brass Brushed PVD	269
720	Nickel PVD	253	246	Gold PVD	285
706	Black Metal PVD	253	845	Dark Bronze	269
707	Black Metal Br. PVD	269	187	Aged Bronze	269
030	Copper PVD	253	713	Antique Brass	269
708	Copper Brushed PVD	269	279	Matte White	216



**47351**

Three-jets anti-limescale hand shower with push button selector  
Doccetta anticalcare tre getti con selettore a pulsante

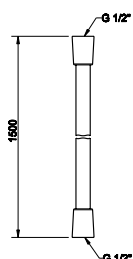
031	Chrome	124	735	Warm Bronze PVD	196
149	Finox Brushed Nickel	168	726	Warm Bronze Br. PVD	209
299	Matte Black	168	710	Brass PVD	196
147	Chrome Brushed	168	727	Brass Brushed PVD	209
720	Nickel PVD	196	246	Gold PVD	221
706	Black Metal PVD	196	845	Dark Bronze	209
707	Black Metal Br. PVD	209	187	Aged Bronze	209
030	Copper PVD	196	713	Antique Brass	209
708	Copper Brushed PVD	209	279	Matte White	168



**47350**

Two function anti-limescale hand shower with wheel selector with black insert.  
Doccetta anticalcare due funzioni con selettore a rotella con inserto nero.

031	Chrome	124	735	Warm Bronze PVD	196
149	Finox Brushed Nickel	168	726	Warm Bronze Br. PVD	209
299	Matte Black	168	710	Brass PVD	196
147	Chrome Brushed	168	727	Brass Brushed PVD	209
720	Nickel PVD	196	246	Gold PVD	221
706	Black Metal PVD	196	845	Dark Bronze	209
707	Black Metal Br. PVD	209	187	Aged Bronze	209
030	Copper PVD	196	713	Antique Brass	209
708	Copper Brushed PVD	209	279	Matte White	168



**01637**

1,50 m Cromalux flexible hose with conic 1/2" connections  
Flessibile Cromalux lunghezza 1,50 m con attacco da 1/2" conico

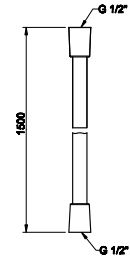
031	Chrome	55	710	Brass PVD	87
149	Finox Brushed Nickel	62	727	Brass Brushed PVD	93
299	Matte Black	103	246	Gold PVD	102
720	Nickel PVD	79	080	Gold CCP	91
706	Black Metal PVD	87	087	Gold Brushed CCP	91
707	Black Metal Br. PVD	93	845	Dark Bronze	93
030	Copper PVD	87	187	Aged Bronze	102
708	Copper Brushed PVD	93	713	Antique Brass	102
735	Warm Bronze PVD	87	279	Matte White	103
726	Warm Bronze Br. PVD	93			





**54137**

1,50 m Darkflex black flexible hose and cap in finish  
Flessibile Darkflex nero e calotta in finitura, lunghezza 1,50 m

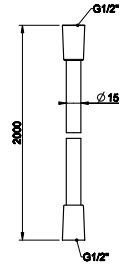


<b>031</b> Chrome	69	<b>735</b> Warm Bronze PVD	110
<b>239</b> Steel Brushed	94	<b>726</b> Warm Bronze Br. PVD	116
<b>299</b> Matte Black	93	<b>710</b> Brass PVD	110
<b>720</b> Nickel PVD	94	<b>727</b> Brass Brushed PVD	116
<b>706</b> Black Metal PVD	110	<b>845</b> Dark Bronze	94
<b>707</b> Black Metal Br. PVD	116	<b>187</b> Aged Bronze	94
<b>030</b> Copper PVD	110	<b>713</b> Antique Brass	94
<b>708</b> Copper Brushed PVD	116		



**28746**

2,00 m Cromalux flexible hose with conic 1/2" connections  
Flessibile Cromalux lunghezza 2,00 m con attacco da 1/2" conico



<b>031</b> Chrome	65	<b>710</b> Brass PVD	103
<b>149</b> Finox Brushed Nickel	79	<b>727</b> Brass Brushed PVD	110
<b>299</b> Matte Black	116	<b>246</b> Gold PVD	116
<b>720</b> Nickel PVD	93	<b>080</b> Gold CCP	111
<b>706</b> Black Metal PVD	103	<b>087</b> Gold Brushed CCP	111
<b>707</b> Black Metal Br. PVD	110	<b>845</b> Dark Bronze	110
<b>030</b> Copper PVD	103	<b>187</b> Aged Bronze	129
<b>708</b> Copper Brushed PVD	110	<b>713</b> Antique Brass	129
<b>735</b> Warm Bronze PVD	103	<b>279</b> Matte White	116
<b>726</b> Warm Bronze Br. PVD	110		



GISSI®



SPOTWATER  
316





#### **MULTI-SPRAY**

**Flessa** 57201

**Trame** 57241

**Intreccio** 57211

**Meccanica** 57221

**Cesello** 57231



#### **RAIN**

**Flessa** 57203

**Trame** 57243

**Intreccio** 57213

**Meccanica** 57223

**Cesello** 57233



#### **ATOMIZER**

**Flessa** 57205

**Trame** 57245

**Intreccio** 57215

**Meccanica** 57225

**Cesello** 57235



#### **WATERFALL**

**Flessa** 57207

**Trame** 57247

**Intreccio** 57217

**Meccanica** 57227

**Cesello** 57237



#### **MULTIFUNCTION**

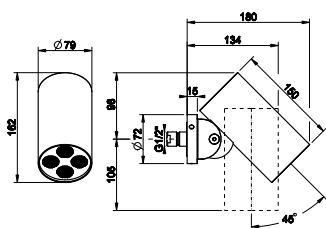
**Flessa** 57249

**Trame** 57257

**Intreccio** 57251

**Meccanica** 57253

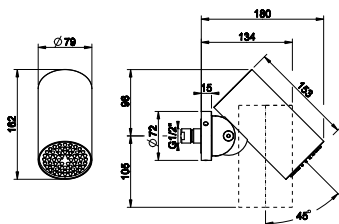
**Cesello** 57255



**57201**

Wall-mounted adjustable showerhead FLESSA. Multi-spray function  
Soffione anticalcare Doccia a parete orientabile FLESSA. Funzione Multy-spray

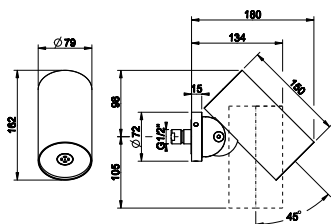
239	Steel Brushed	818
299	Matte Black	1.103
707	Black Metal Br. PVD	1.210
708	Copper Brushed PVD	1.210
726	Warm Bronze Br. PVD	1.210
727	Brass Brushed PVD	1.210



**57203**

Wall-mounted adjustable showerhead FLESSA. Rain function  
Soffione anticalcare Doccia a parete orientabile FLESSA. Funzione Pioggia.

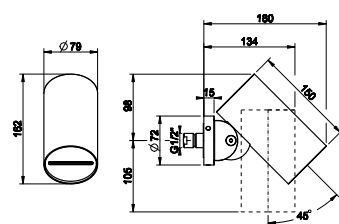
239	Steel Brushed	818
299	Matte Black	1.103
707	Black Metal Br. PVD	1.210
708	Copper Brushed PVD	1.210
726	Warm Bronze Br. PVD	1.210
727	Brass Brushed PVD	1.210



**57205**

Wall-mounted adjustable showerhead FLESSA. Mist function  
Soffione anticalcare Doccia a parete orientabile FLESSA. Funzione Nebulizzata.

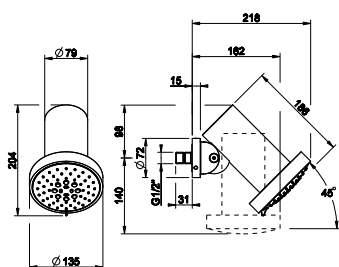
239	Steel Brushed	783
299	Matte Black	1.057
707	Black Metal Br. PVD	1.158
708	Copper Brushed PVD	1.158
726	Warm Bronze Br. PVD	1.158
727	Brass Brushed PVD	1.158



**57207**

Wall-mounted adjustable showerhead FLESSA. Waterfall function  
Soffione anticalcare Doccia a parete orientabile FLESSA. Funzione Cascata.

239	Steel Brushed	911
299	Matte Black	1.228
707	Black Metal Br. PVD	1.348
708	Copper Brushed PVD	1.348
726	Warm Bronze Br. PVD	1.348
727	Brass Brushed PVD	1.348



**57249**

Wall-mounted adjustable shower head FLESSA. RAINFALL/SPRAY/MASSAGE function.  
Soffione anticalcare a parete orientabile FLESSA. Funzione PIOGGIA/SPRAY/MASSAGGIO.

239	Steel Brushed	962
299	Matte Black	1.299
707	Black Metal Br. PVD	1.424
708	Copper Brushed PVD	1.424
726	Warm Bronze Br. PVD	1.424
727	Brass Brushed PVD	1.424



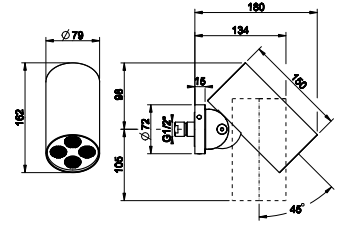


**57241**

Wall-mounted adjustable showerhead TRAME. Multi-spray function  
Soffione anticalcare Doccia a parete orientabile TRAME. Funzione Multy-spray



<b>239</b> Steel Brushed	1.020
<b>707</b> Black Metal Br. PVD	1.510
<b>708</b> Copper Brushed PVD	1.510
<b>726</b> Warm Bronze Br. PVD	1.510
<b>727</b> Brass Brushed PVD	1.510

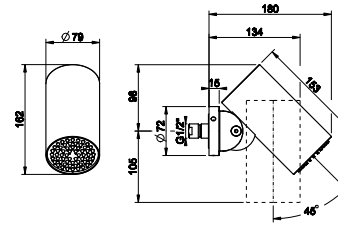


**57243**

Wall-mounted adjustable showerhead TRAME. Rain function  
Soffione anticalcare Doccia a parete orientabile TRAME. Funzione Pioggia.



<b>239</b> Steel Brushed	1.020
<b>707</b> Black Metal Br. PVD	1.510
<b>708</b> Copper Brushed PVD	1.510
<b>726</b> Warm Bronze Br. PVD	1.510
<b>727</b> Brass Brushed PVD	1.510

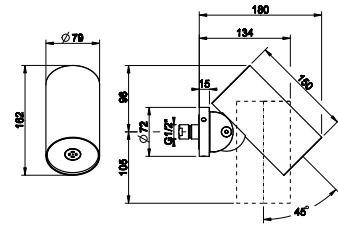


**57245**

Wall-mounted adjustable showerhead TRAME. Mist function  
Soffione anticalcare Doccia a parete orientabile TRAME. Funzione Nebulizzata.



<b>239</b> Steel Brushed	985
<b>707</b> Black Metal Br. PVD	1.458
<b>708</b> Copper Brushed PVD	1.458
<b>726</b> Warm Bronze Br. PVD	1.458
<b>727</b> Brass Brushed PVD	1.458

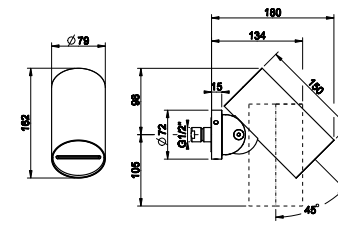


**57247**

Wall-mounted adjustable showerhead TRAME. Waterfall function  
Soffione anticalcare Doccia a parete orientabile TRAME. Funzione Cascata.



<b>239</b> Steel Brushed	1.112
<b>707</b> Black Metal Br. PVD	1.647
<b>708</b> Copper Brushed PVD	1.647
<b>726</b> Warm Bronze Br. PVD	1.647
<b>727</b> Brass Brushed PVD	1.647

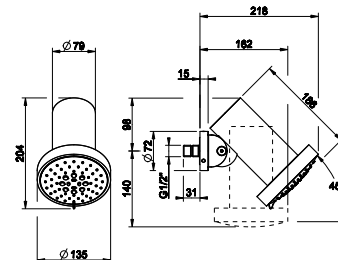


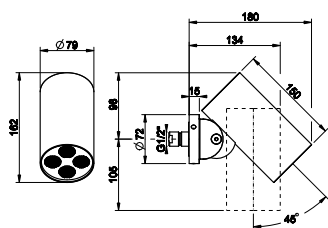
**57257**

Wall-mounted adjustable shower head TRAME. RAINFALL/SPRAY/MASSAGE function.  
Soffione anticalcare a parete orientabile TRAME. Funzione PIOGGIA/SPRAY/MASSAGGIO



<b>239</b> Steel Brushed	1.164
<b>707</b> Black Metal Br. PVD	1.723
<b>708</b> Copper Brushed PVD	1.723
<b>726</b> Warm Bronze Br. PVD	1.723
<b>727</b> Brass Brushed PVD	1.723

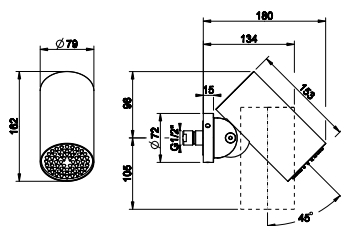




**57211**

Wall-mounted adjustable showerhead INTRECCIO. Multi-spray function  
Soffione anticalcare Doccia a parete orientabile INTRECCIO. Funzione Multy-spray

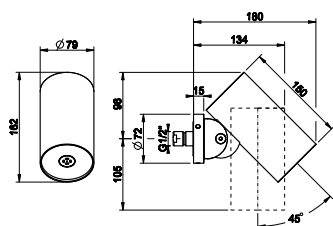
239	Steel Brushed	1.020
299	Matte Black	1.377
707	Black Metal Br. PVD	1.510
708	Copper Brushed PVD	1.510
726	Warm Bronze Br. PVD	1.510
727	Brass Brushed PVD	1.510



**57213**

Wall-mounted adjustable showerhead INTRECCIO. Rain function  
Soffione anticalcare Doccia a parete orientabile INTRECCIO. Funzione Pioggia.

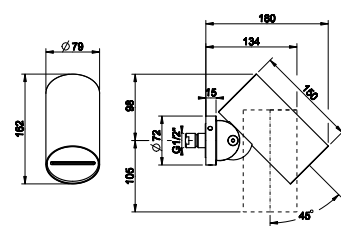
239	Steel Brushed	1.020
299	Matte Black	1.377
707	Black Metal Br. PVD	1.510
708	Copper Brushed PVD	1.510
726	Warm Bronze Br. PVD	1.510
727	Brass Brushed PVD	1.510



**57215**

Wall-mounted adjustable showerhead INTRECCIO. Mist function  
Soffione anticalcare Doccia a parete orientabile INTRECCIO. Funzione Nebulizzata.

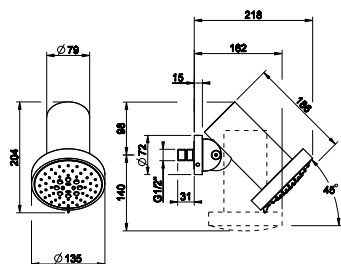
239	Steel Brushed	985
299	Matte Black	1.331
707	Black Metal Br. PVD	1.458
708	Copper Brushed PVD	1.458
726	Warm Bronze Br. PVD	1.458
727	Brass Brushed PVD	1.458



**57217**

Wall-mounted adjustable showerhead INTRECCIO. Waterfall function  
Soffione anticalcare Doccia a parete orientabile INTRECCIO. Funzione Cascata.

239	Steel Brushed	1.112
299	Matte Black	1.502
707	Black Metal Br. PVD	1.647
708	Copper Brushed PVD	1.647
726	Warm Bronze Br. PVD	1.647
727	Brass Brushed PVD	1.647



**57251**

Wall-mounted adjustable shower head INTRECCIO. RAINFALL/SPRAY/MASSAGE function.  
Soffione anticalcare a parete orientabile INTRECCIO. Funzione PIOGGIA/SPRAY/MASSAGGIO

239	Steel Brushed	1.164
299	Matte Black	1.572
707	Black Metal Br. PVD	1.723
708	Copper Brushed PVD	1.723
726	Warm Bronze Br. PVD	1.723
727	Brass Brushed PVD	1.723

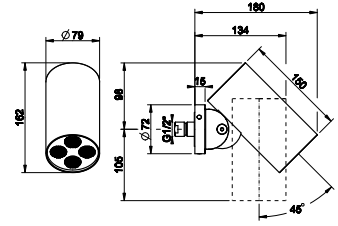


**57289**

Wall-mounted adjustable showerhead RIGATO. Multi-spray function  
Soffione anticalcare Doccia a parete orientabile RIGATO. Funzione Multy-spray



<b>239</b> Steel Brushed	1.020
<b>299</b> Matte Black	1.377
<b>707</b> Black Metal Br. PVD	1.510
<b>708</b> Copper Brushed PVD	1.510
<b>726</b> Warm Bronze Br. PVD	1.510
<b>727</b> Brass Brushed PVD	1.510

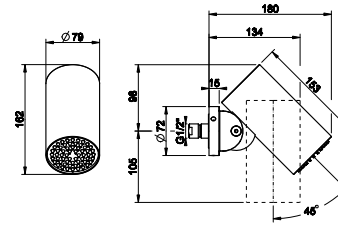


**57277**

Wall-mounted adjustable showerhead RIGATO. Rain function  
Soffione anticalcare Doccia a parete orientabile RIGATO. Funzione Pioggia.



<b>239</b> Steel Brushed	1.020
<b>299</b> Matte Black	1.377
<b>707</b> Black Metal Br. PVD	1.510
<b>708</b> Copper Brushed PVD	1.510
<b>726</b> Warm Bronze Br. PVD	1.510
<b>727</b> Brass Brushed PVD	1.510

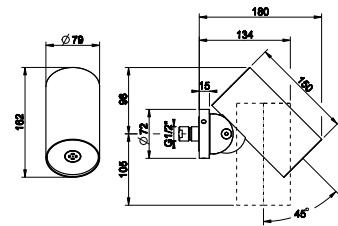


**57281**

Wall-mounted adjustable showerhead RIGATO. Mist function  
Soffione anticalcare Doccia a parete orientabile RIGATO. Funzione Nebulizzata.



<b>239</b> Steel Brushed	985
<b>299</b> Matte Black	1.330
<b>707</b> Black Metal Br. PVD	1.458
<b>708</b> Copper Brushed PVD	1.458
<b>726</b> Warm Bronze Br. PVD	1.458
<b>727</b> Brass Brushed PVD	1.458

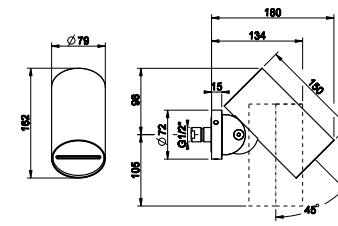


**57285**

Wall-mounted adjustable showerhead RIGATO. Waterfall function  
Soffione anticalcare Doccia a parete orientabile RIGATO. Funzione Cascata.



<b>239</b> Steel Brushed	1.112
<b>299</b> Matte Black	1.502
<b>707</b> Black Metal Br. PVD	1.646
<b>708</b> Copper Brushed PVD	1.646
<b>726</b> Warm Bronze Br. PVD	1.646
<b>727</b> Brass Brushed PVD	1.646

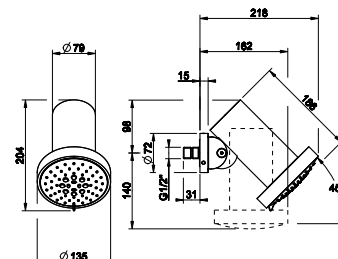


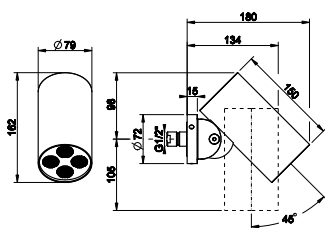
**57271**

Wall-mounted adjustable shower head RIGATO. RAINFALL/SPRAY/MASSAGE function.  
Soffione anticalcare a parete orientabile RIGATO. Funzione PIOGGIA/SPRAY/MASSAGGIO.



<b>239</b> Steel Brushed	1.164
<b>299</b> Matte Black	1.572
<b>707</b> Black Metal Br. PVD	1.723
<b>708</b> Copper Brushed PVD	1.723
<b>726</b> Warm Bronze Br. PVD	1.723
<b>727</b> Brass Brushed PVD	1.723

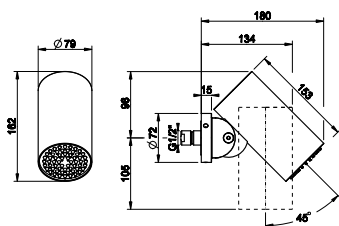




**57287**

Wall-mounted adjustable showerhead DIAMANTATO. Multi-spray function  
Soffione anticalcare Doccia a parete orientabile DIAMANTATO. Funzione Multy-spray

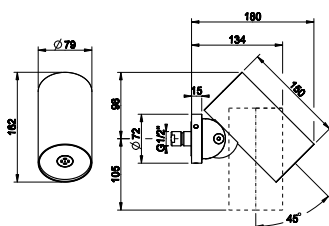
239	Steel Brushed	1.020
299	Matte Black	1.377
707	Black Metal Br. PVD	1.510
708	Copper Brushed PVD	1.510
726	Warm Bronze Br. PVD	1.510
727	Brass Brushed PVD	1.510



**57275**

Wall-mounted adjustable showerhead DIAMANTATO. Rain function  
Soffione anticalcare Doccia a parete orientabile DIAMANTATO. Funzione Pioggia.

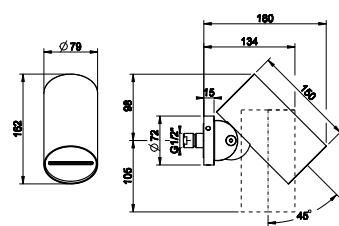
239	Steel Brushed	1.020
299	Matte Black	1.377
707	Black Metal Br. PVD	1.510
708	Copper Brushed PVD	1.510
726	Warm Bronze Br. PVD	1.510
727	Brass Brushed PVD	1.510



**57279**

Wall-mounted adjustable showerhead DIAMANTATO. Mist function  
Soffione anticalcare Doccia a parete orientabile DIAMANTATO. Funzione Nebulizzata.

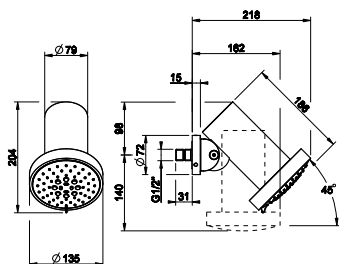
239	Steel Brushed	985
299	Matte Black	1.330
707	Black Metal Br. PVD	1.458
708	Copper Brushed PVD	1.458
726	Warm Bronze Br. PVD	1.458
727	Brass Brushed PVD	1.458



**57283**

Wall-mounted adjustable showerhead DIAMANTATO. Waterfall function  
Soffione anticalcare Doccia a parete orientabile DIAMANTATO. Funzione Cascata.

239	Steel Brushed	1.112
299	Matte Black	1.502
707	Black Metal Br. PVD	1.646
708	Copper Brushed PVD	1.646
726	Warm Bronze Br. PVD	1.646
727	Brass Brushed PVD	1.646



**57273**

Wall-mounted adjustable shower head DIAMANTATO. RAINFALL/SPRAY/MASSAGE function.  
Soffione anticalcare a parete orientabile DIAMANTATO. Funzione PIOGGIA/SPRAY/MASSAGGIO.

239	Steel Brushed	1.164
299	Matte Black	1.572
707	Black Metal Br. PVD	1.723
708	Copper Brushed PVD	1.723
726	Warm Bronze Br. PVD	1.723
727	Brass Brushed PVD	1.723

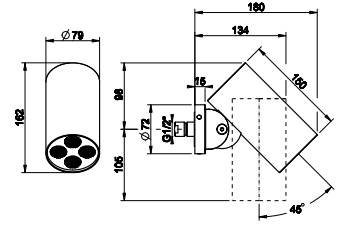


**57231**

Wall-mounted adjustable showerhead CESELLO. Multi-spray function  
Soffione anticalcare Doccia a parete orientabile CESELLO. Funzione Multy-spray



<b>239</b> Steel Brushed	1.020
<b>299</b> Matte Black	1.377
<b>707</b> Black Metal Br. PVD	1.510
<b>708</b> Copper Brushed PVD	1.510
<b>726</b> Warm Bronze Br. PVD	1.510
<b>727</b> Brass Brushed PVD	1.510

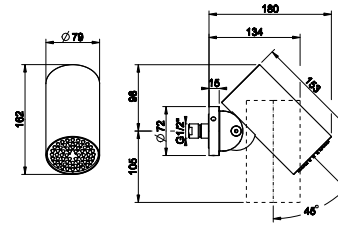


**57233**

Wall-mounted adjustable showerhead CESELLO. Rain function  
Soffione anticalcare Doccia a parete orientabile CESELLO. Funzione Pioggia



<b>239</b> Steel Brushed	1.020
<b>299</b> Matte Black	1.377
<b>707</b> Black Metal Br. PVD	1.510
<b>708</b> Copper Brushed PVD	1.510
<b>726</b> Warm Bronze Br. PVD	1.510
<b>727</b> Brass Brushed PVD	1.510

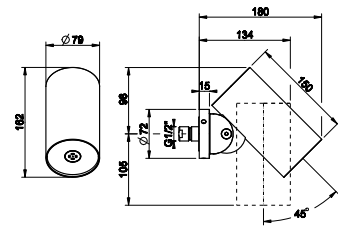


**57235**

Wall-mounted adjustable showerhead CESELLO. Mist function  
Soffione anticalcare Doccia a parete orientabile CESELLO. Funzione Nebulizzata.



<b>239</b> Steel Brushed	985
<b>299</b> Matte Black	1.331
<b>707</b> Black Metal Br. PVD	1.458
<b>708</b> Copper Brushed PVD	1.458
<b>726</b> Warm Bronze Br. PVD	1.458
<b>727</b> Brass Brushed PVD	1.458

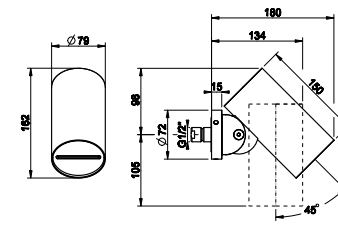


**57237**

Wall-mounted adjustable showerhead CESELLO. Waterfall function  
Soffione anticalcare Doccia a parete orientabile CESELLO. Funzione Cascata.



<b>239</b> Steel Brushed	1.112
<b>299</b> Matte Black	1.502
<b>707</b> Black Metal Br. PVD	1.647
<b>708</b> Copper Brushed PVD	1.647
<b>726</b> Warm Bronze Br. PVD	1.647
<b>727</b> Brass Brushed PVD	1.647

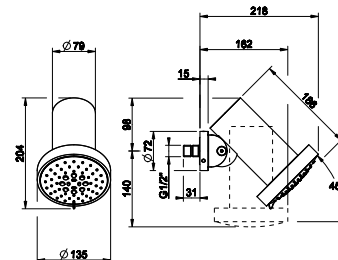


**57255**

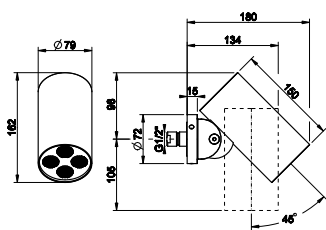
Wall-mounted adjustable shower head CESELLO. RAINFALL/SPRAY/MASSAGE function.  
Soffione anticalcare a parete orientabile CESELLO. Funzione PIOGGIA/SPRAY/MASSAGGIO



<b>239</b> Steel Brushed	1.164
<b>299</b> Matte Black	1.572
<b>707</b> Black Metal Br. PVD	1.723
<b>708</b> Copper Brushed PVD	1.723
<b>726</b> Warm Bronze Br. PVD	1.723
<b>727</b> Brass Brushed PVD	1.723



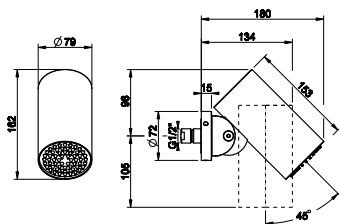




**57261**

Wall-mounted adjustable showerhead. Multi-spray function  
Soffione anticalcare Doccia a parete orientabile. Funzione Multy-spray

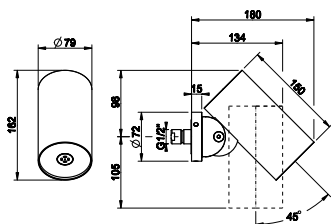
<b>031</b> Chrome	760	<b>726</b> Warm Bronze Br. PVD	1.200
<b>149</b> Finox Brushed Nickel	1.026	<b>710</b> Brass PVD	1.124
<b>299</b> Matte Black	1.026	<b>727</b> Brass Brushed PVD	1.200
<b>720</b> Nickel PVD	1.124	<b>246</b> Gold PVD	1.276
<b>706</b> Black Metal PVD	1.124	<b>080</b> Gold CCP	1.731
<b>707</b> Black Metal Br. PVD	1.200	<b>845</b> Dark Bronze	1.200
<b>030</b> Copper PVD	1.124	<b>187</b> Aged Bronze	1.200
<b>708</b> Copper Brushed PVD	1.200	<b>713</b> Antique Brass	1.200
<b>735</b> Warm Bronze PVD	1.124	<b>279</b> Matte White	1.026



**57263**

Wall-mounted adjustable showerhead. Rain function  
Soffione anticalcare Doccia a parete orientabile. Funzione Pioviggia.

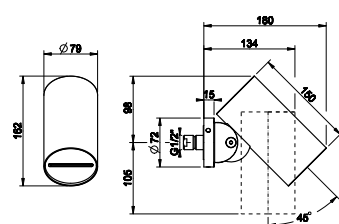
<b>031</b> Chrome	760	<b>726</b> Warm Bronze Br. PVD	1.200
<b>149</b> Finox Brushed Nickel	1.026	<b>710</b> Brass PVD	1.124
<b>299</b> Matte Black	1.026	<b>727</b> Brass Brushed PVD	1.200
<b>720</b> Nickel PVD	1.124	<b>246</b> Gold PVD	1.276
<b>706</b> Black Metal PVD	1.124	<b>080</b> Gold CCP	1.731
<b>707</b> Black Metal Br. PVD	1.200	<b>845</b> Dark Bronze	1.200
<b>030</b> Copper PVD	1.124	<b>187</b> Aged Bronze	1.200
<b>708</b> Copper Brushed PVD	1.200	<b>713</b> Antique Brass	1.200
<b>735</b> Warm Bronze PVD	1.124	<b>279</b> Matte White	1.026



**57265**

Wall-mounted adjustable showerhead. Mist function  
Soffione anticalcare Doccia a parete orientabile. Funzione Nebulizzata.

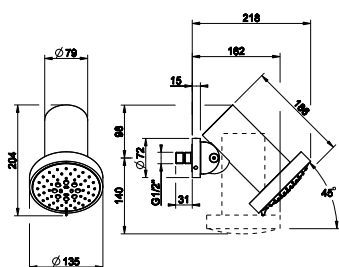
<b>031</b> Chrome	725	<b>726</b> Warm Bronze Br. PVD	1.145
<b>149</b> Finox Brushed Nickel	979	<b>710</b> Brass PVD	1.073
<b>299</b> Matte Black	979	<b>727</b> Brass Brushed PVD	1.145
<b>720</b> Nickel PVD	1.073	<b>246</b> Gold PVD	1.217
<b>706</b> Black Metal PVD	1.073	<b>080</b> Gold CCP	1.651
<b>707</b> Black Metal Br. PVD	1.145	<b>845</b> Dark Bronze	1.145
<b>030</b> Copper PVD	1.073	<b>187</b> Aged Bronze	1.145
<b>708</b> Copper Brushed PVD	1.145	<b>713</b> Antique Brass	1.145
<b>735</b> Warm Bronze PVD	1.073	<b>279</b> Matte White	979



**57267**

Wall-mounted adjustable showerhead. Waterfall function  
Soffione anticalcare Doccia a parete orientabile. Funzione Cascata.

<b>031</b> Chrome	852	<b>726</b> Warm Bronze Br. PVD	1.348
<b>149</b> Finox Brushed Nickel	1.151	<b>710</b> Brass PVD	1.262
<b>299</b> Matte Black	1.151	<b>727</b> Brass Brushed PVD	1.348
<b>720</b> Nickel PVD	1.262	<b>246</b> Gold PVD	1.431
<b>706</b> Black Metal PVD	1.262	<b>080</b> Gold CCP	1.941
<b>707</b> Black Metal Br. PVD	1.348	<b>845</b> Dark Bronze	1.348
<b>030</b> Copper PVD	1.262	<b>187</b> Aged Bronze	1.348
<b>708</b> Copper Brushed PVD	1.348	<b>713</b> Antique Brass	1.348
<b>735</b> Warm Bronze PVD	1.262	<b>279</b> Matte White	1.151



**57269**

Wall-mounted adjustable shower head. RAINFALL/SPRAY/MESSAGE function.  
Soffione anticalcare a parete orientabile. Funzione PIOGGIA/SPRAY/MASSAGGIO.

<b>031</b> Chrome	1.114	<b>726</b> Warm Bronze Br. PVD	1.761
<b>149</b> Finox Brushed Nickel	1.504	<b>710</b> Brass PVD	1.649
<b>299</b> Matte Black	1.504	<b>727</b> Brass Brushed PVD	1.761
<b>720</b> Nickel PVD	1.649	<b>246</b> Gold PVD	1.871
<b>706</b> Black Metal PVD	1.649	<b>080</b> Gold CCP	2.451
<b>707</b> Black Metal Br. PVD	1.761	<b>845</b> Dark Bronze	1.761
<b>030</b> Copper PVD	1.649	<b>187</b> Aged Bronze	1.761
<b>708</b> Copper Brushed PVD	1.761	<b>713</b> Antique Brass	1.761
<b>735</b> Warm Bronze PVD	1.649	<b>279</b> Matte White	1.504









# HABITO

ACCESSORIES

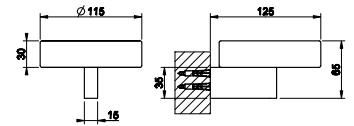


**66401**

Wall-mounted soap dish, white  
Porta sapone a parete bianco



<b>031</b> Chrome	175	<b>726</b> Warm Bronze Br. PVD	277
<b>149</b> Finox Brushed Nickel	237	<b>710</b> Brass PVD	259
<b>299</b> Matte Black	237	<b>727</b> Brass Brushed PVD	277
<b>720</b> Nickel PVD	259	<b>246</b> Gold PVD	294
<b>706</b> Black Metal PVD	259	<b>845</b> Dark Bronze	277
<b>707</b> Black Metal Br. PVD	277	<b>187</b> Aged Bronze	277
<b>030</b> Copper PVD	259	<b>713</b> Antique Brass	277
<b>708</b> Copper Brushed PVD	277	<b>279</b> Matte White	237
<b>735</b> Warm Bronze PVD	259		

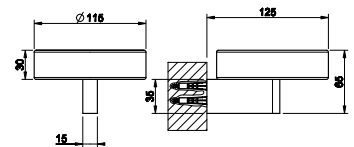


**66402**

Wall-mounted soap dish, black  
Porta sapone a parete nero



<b>031</b> Chrome	175	<b>726</b> Warm Bronze Br. PVD	277
<b>149</b> Finox Brushed Nickel	237	<b>710</b> Brass PVD	259
<b>299</b> Matte Black	237	<b>727</b> Brass Brushed PVD	277
<b>720</b> Nickel PVD	259	<b>246</b> Gold PVD	294
<b>706</b> Black Metal PVD	259	<b>845</b> Dark Bronze	277
<b>707</b> Black Metal Br. PVD	277	<b>187</b> Aged Bronze	277
<b>030</b> Copper PVD	259	<b>713</b> Antique Brass	277
<b>708</b> Copper Brushed PVD	277	<b>279</b> Matte White	237
<b>735</b> Warm Bronze PVD	259		

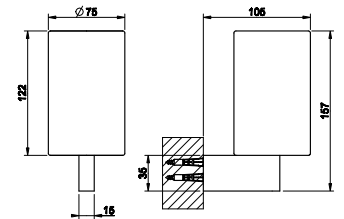


**66407**

Wall-mounted holder, white  
Bicchieri a parete bianco



<b>031</b> Chrome	204	<b>726</b> Warm Bronze Br. PVD	323
<b>149</b> Finox Brushed Nickel	276	<b>710</b> Brass PVD	302
<b>299</b> Matte Black	276	<b>727</b> Brass Brushed PVD	323
<b>720</b> Nickel PVD	302	<b>246</b> Gold PVD	343
<b>706</b> Black Metal PVD	302	<b>845</b> Dark Bronze	323
<b>707</b> Black Metal Br. PVD	323	<b>187</b> Aged Bronze	323
<b>030</b> Copper PVD	302	<b>713</b> Antique Brass	323
<b>708</b> Copper Brushed PVD	323	<b>279</b> Matte White	276
<b>735</b> Warm Bronze PVD	302		

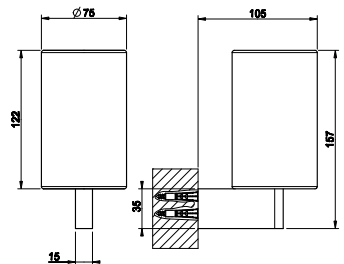


**66408**

Wall-mounted holder, black  
Bicchieri a parete nero



<b>031</b> Chrome	204	<b>726</b> Warm Bronze Br. PVD	323
<b>149</b> Finox Brushed Nickel	276	<b>710</b> Brass PVD	302
<b>299</b> Matte Black	276	<b>727</b> Brass Brushed PVD	323
<b>720</b> Nickel PVD	302	<b>246</b> Gold PVD	343
<b>706</b> Black Metal PVD	302	<b>845</b> Dark Bronze	323
<b>707</b> Black Metal Br. PVD	323	<b>187</b> Aged Bronze	323
<b>030</b> Copper PVD	302	<b>713</b> Antique Brass	323
<b>708</b> Copper Brushed PVD	323	<b>279</b> Matte White	276
<b>735</b> Warm Bronze PVD	302		

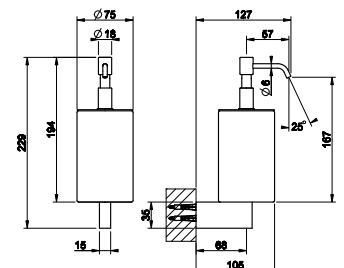


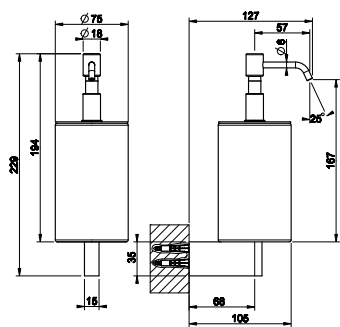
**66413**

Wall-mounted liquid soap dispenser, white  
Dispenser a parete bianco



<b>031</b> Chrome	327	<b>726</b> Warm Bronze Br. PVD	517
<b>149</b> Finox Brushed Nickel	442	<b>710</b> Brass PVD	484
<b>299</b> Matte Black	442	<b>727</b> Brass Brushed PVD	517
<b>720</b> Nickel PVD	484	<b>246</b> Gold PVD	550
<b>706</b> Black Metal PVD	484	<b>845</b> Dark Bronze	517
<b>707</b> Black Metal Br. PVD	517	<b>187</b> Aged Bronze	517
<b>030</b> Copper PVD	484	<b>713</b> Antique Brass	517
<b>708</b> Copper Brushed PVD	517	<b>279</b> Matte White	442
<b>735</b> Warm Bronze PVD	484		

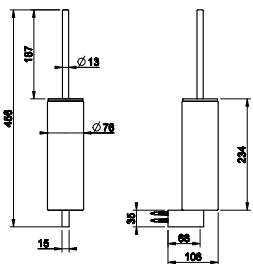




**66414**

Wall-mounted liquid soap dispenser - black  
Dispenser a parete nero

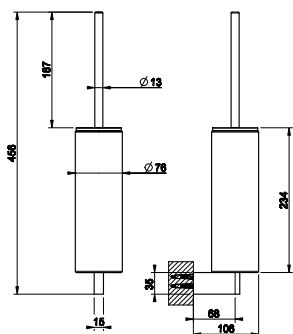
<b>031</b> Chrome	327	<b>726</b> Warm Bronze Br. PVD	517
<b>149</b> Finox Brushed Nickel	442	<b>710</b> Brass PVD	484
<b>299</b> Matte Black	442	<b>727</b> Brass Brushed PVD	517
<b>720</b> Nickel PVD	484	<b>246</b> Gold PVD	550
<b>706</b> Black Metal PVD	484	<b>845</b> Dark Bronze	517
<b>707</b> Black Metal Br. PVD	517	<b>187</b> Aged Bronze	517
<b>030</b> Copper PVD	484	<b>713</b> Antique Brass	517
<b>708</b> Copper Brushed PVD	517	<b>279</b> Matte White	442
<b>735</b> Warm Bronze PVD	484		



**66419**

Wall-mounted brush holder, white  
Porta scopino a parete bianco

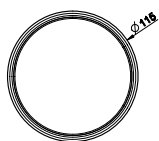

<b>031</b> Chrome	346	<b>726</b> Warm Bronze Br. PVD	547
<b>149</b> Finox Brushed Nickel	468	<b>710</b> Brass PVD	513
<b>299</b> Matte Black	468	<b>727</b> Brass Brushed PVD	547
<b>720</b> Nickel PVD	513	<b>246</b> Gold PVD	582
<b>706</b> Black Metal PVD	513	<b>845</b> Dark Bronze	547
<b>707</b> Black Metal Br. PVD	547	<b>187</b> Aged Bronze	547
<b>030</b> Copper PVD	513	<b>713</b> Antique Brass	547
<b>708</b> Copper Brushed PVD	547	<b>279</b> Matte White	468
<b>735</b> Warm Bronze PVD	513		



**66420**

Wall-mounted brush holder, black  
Porta scopino a parete nero

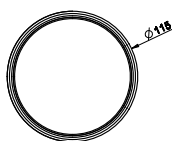
<b>031</b> Chrome	346	<b>726</b> Warm Bronze Br. PVD	547
<b>149</b> Finox Brushed Nickel	468	<b>710</b> Brass PVD	513
<b>299</b> Matte Black	468	<b>727</b> Brass Brushed PVD	547
<b>720</b> Nickel PVD	513	<b>246</b> Gold PVD	582
<b>706</b> Black Metal PVD	513	<b>845</b> Dark Bronze	547
<b>707</b> Black Metal Br. PVD	547	<b>187</b> Aged Bronze	547
<b>030</b> Copper PVD	513	<b>713</b> Antique Brass	547
<b>708</b> Copper Brushed PVD	547	<b>279</b> Matte White	468
<b>735</b> Warm Bronze PVD	513		



**58525**

Standing soap holder, white  
Porta sapone d'appoggio bianco

<b>031</b> Chrome	188	<b>726</b> Warm Bronze Br. PVD	297
<b>149</b> Finox Brushed Nickel	245	<b>710</b> Brass PVD	278
<b>299</b> Matte Black	236	<b>727</b> Brass Brushed PVD	297
<b>720</b> Nickel PVD	279	<b>246</b> Gold PVD	315
<b>706</b> Black Metal PVD	278	<b>845</b> Dark Bronze	298
<b>707</b> Black Metal Br. PVD	297	<b>187</b> Aged Bronze	297
<b>030</b> Copper PVD	278	<b>713</b> Antique Brass	297
<b>708</b> Copper Brushed PVD	297	<b>279</b> Matte White	254
<b>735</b> Warm Bronze PVD	278		



**58526**

Standing soap holder, black  
Porta sapone d'appoggio nero

<b>031</b> Chrome	188	<b>726</b> Warm Bronze Br. PVD	297
<b>149</b> Finox Brushed Nickel	245	<b>710</b> Brass PVD	278
<b>299</b> Matte Black	236	<b>727</b> Brass Brushed PVD	297
<b>720</b> Nickel PVD	279	<b>246</b> Gold PVD	315
<b>706</b> Black Metal PVD	278	<b>845</b> Dark Bronze	298
<b>707</b> Black Metal Br. PVD	297	<b>187</b> Aged Bronze	297
<b>030</b> Copper PVD	278	<b>713</b> Antique Brass	297
<b>708</b> Copper Brushed PVD	297	<b>279</b> Matte White	254
<b>735</b> Warm Bronze PVD	278		



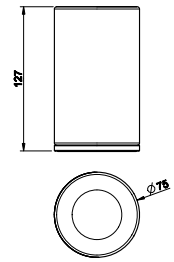


**58531**

Standing tumbler holder, white  
Porta bicchiere d'appoggio bianco



<b>031</b> Chrome	205	<b>726</b> Warm Bronze Br. PVD	324
<b>149</b> Finox Brushed Nickel	267	<b>710</b> Brass PVD	304
<b>299</b> Matte Black	256	<b>727</b> Brass Brushed PVD	324
<b>720</b> Nickel PVD	304	<b>246</b> Gold PVD	344
<b>706</b> Black Metal PVD	304	<b>845</b> Dark Bronze	324
<b>707</b> Black Metal Br. PVD	324	<b>187</b> Aged Bronze	324
<b>030</b> Copper PVD	304	<b>713</b> Antique Brass	324
<b>708</b> Copper Brushed PVD	324	<b>279</b> Matte White	277
<b>735</b> Warm Bronze PVD	304		

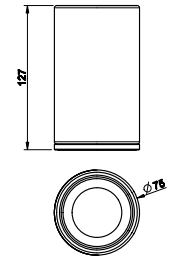


**58532**

Standing tumbler holder, black  
Porta bicchiere d'appoggio nero



<b>031</b> Chrome	205	<b>726</b> Warm Bronze Br. PVD	324
<b>149</b> Finox Brushed Nickel	267	<b>710</b> Brass PVD	304
<b>299</b> Matte Black	256	<b>727</b> Brass Brushed PVD	324
<b>720</b> Nickel PVD	304	<b>246</b> Gold PVD	344
<b>706</b> Black Metal PVD	304	<b>845</b> Dark Bronze	324
<b>707</b> Black Metal Br. PVD	324	<b>187</b> Aged Bronze	324
<b>030</b> Copper PVD	304	<b>713</b> Antique Brass	324
<b>708</b> Copper Brushed PVD	324	<b>279</b> Matte White	277
<b>735</b> Warm Bronze PVD	304		

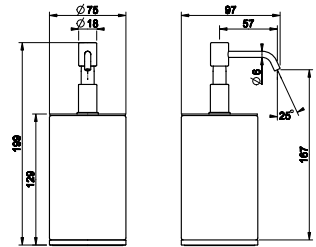


**66437**

Standing soap dispenser holder, white  
Dispenser d'appoggio bianco



<b>031</b> Chrome	290	<b>726</b> Warm Bronze Br. PVD	459
<b>149</b> Finox Brushed Nickel	392	<b>710</b> Brass PVD	430
<b>299</b> Matte Black	392	<b>727</b> Brass Brushed PVD	459
<b>720</b> Nickel PVD	430	<b>246</b> Gold PVD	488
<b>706</b> Black Metal PVD	430	<b>845</b> Dark Bronze	459
<b>707</b> Black Metal Br. PVD	459	<b>187</b> Aged Bronze	459
<b>030</b> Copper PVD	430	<b>713</b> Antique Brass	459
<b>708</b> Copper Brushed PVD	459	<b>279</b> Matte White	392
<b>735</b> Warm Bronze PVD	430		

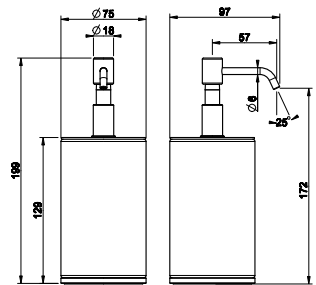


**66438**

Standing soap dispenser holder, black  
Dispenser d'appoggio nero



<b>031</b> Chrome	290	<b>726</b> Warm Bronze Br. PVD	459
<b>149</b> Finox Brushed Nickel	392	<b>710</b> Brass PVD	430
<b>299</b> Matte Black	392	<b>727</b> Brass Brushed PVD	459
<b>720</b> Nickel PVD	430	<b>246</b> Gold PVD	488
<b>706</b> Black Metal PVD	430	<b>845</b> Dark Bronze	459
<b>707</b> Black Metal Br. PVD	459	<b>187</b> Aged Bronze	459
<b>030</b> Copper PVD	430	<b>713</b> Antique Brass	459
<b>708</b> Copper Brushed PVD	459	<b>279</b> Matte White	392
<b>735</b> Warm Bronze PVD	430		

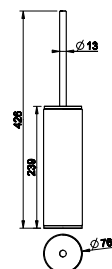


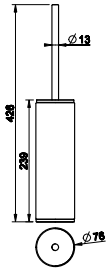
**58543**

Standing brush holder, white  
Porta scopino d'appoggio bianco



<b>031</b> Chrome	363	<b>726</b> Warm Bronze Br. PVD	572
<b>149</b> Finox Brushed Nickel	490	<b>710</b> Brass PVD	537
<b>299</b> Matte Black	490	<b>727</b> Brass Brushed PVD	572
<b>720</b> Nickel PVD	537	<b>246</b> Gold PVD	610
<b>706</b> Black Metal PVD	537	<b>845</b> Dark Bronze	572
<b>707</b> Black Metal Br. PVD	572	<b>187</b> Aged Bronze	572
<b>030</b> Copper PVD	537	<b>713</b> Antique Brass	572
<b>708</b> Copper Brushed PVD	572	<b>279</b> Matte White	490
<b>735</b> Warm Bronze PVD	537		

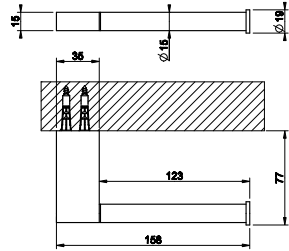




**58544**

Standing brush holder, black  
Porta scopino d'appoggio nero

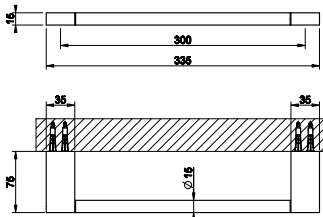
<b>031</b> Chrome	363	<b>726</b> Warm Bronze Br. PVD	572
<b>149</b> Finox Brushed Nickel	490	<b>710</b> Brass PVD	537
<b>299</b> Matte Black	490	<b>727</b> Brass Brushed PVD	572
<b>720</b> Nickel PVD	537	<b>246</b> Gold PVD	610
<b>706</b> Black Metal PVD	537	<b>845</b> Dark Bronze	572
<b>707</b> Black Metal Br. PVD	572	<b>187</b> Aged Bronze	572
<b>030</b> Copper PVD	537	<b>713</b> Antique Brass	572
<b>708</b> Copper Brushed PVD	572	<b>279</b> Matte White	490
<b>735</b> Warm Bronze PVD	537		



**66455**

Horizontal/Vertical paper-roll holder  
Porta rotolo a parete orizzontale o verticale

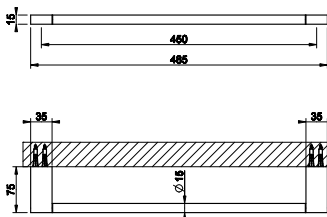
<b>031</b> Chrome	160	<b>726</b> Warm Bronze Br. PVD	253
<b>149</b> Finox Brushed Nickel	216	<b>710</b> Brass PVD	237
<b>299</b> Matte Black	216	<b>727</b> Brass Brushed PVD	253
<b>720</b> Nickel PVD	237	<b>246</b> Gold PVD	269
<b>706</b> Black Metal PVD	237	<b>845</b> Dark Bronze	253
<b>707</b> Black Metal Br. PVD	253	<b>187</b> Aged Bronze	253
<b>030</b> Copper PVD	237	<b>713</b> Antique Brass	253
<b>708</b> Copper Brushed PVD	253	<b>279</b> Matte White	216
<b>735</b> Warm Bronze PVD	237		



**66500**

30 cm Towel rail  
Porta salvietta 30 cm

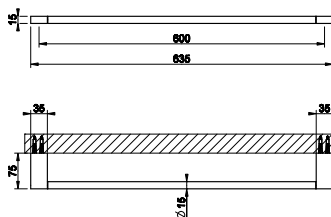
<b>031</b> Chrome	208	<b>726</b> Warm Bronze Br. PVD	329
<b>149</b> Finox Brushed Nickel	281	<b>710</b> Brass PVD	308
<b>299</b> Matte Black	281	<b>727</b> Brass Brushed PVD	329
<b>720</b> Nickel PVD	308	<b>246</b> Gold PVD	350
<b>706</b> Black Metal PVD	308	<b>845</b> Dark Bronze	329
<b>707</b> Black Metal Br. PVD	329	<b>187</b> Aged Bronze	329
<b>030</b> Copper PVD	308	<b>713</b> Antique Brass	329
<b>708</b> Copper Brushed PVD	329	<b>279</b> Matte White	281
<b>735</b> Warm Bronze PVD	308		



**66502**

45 cm Towel rail  
Porta salvietta 45 cm

<b>031</b> Chrome	222	<b>726</b> Warm Bronze Br. PVD	351
<b>149</b> Finox Brushed Nickel	300	<b>710</b> Brass PVD	329
<b>299</b> Matte Black	300	<b>727</b> Brass Brushed PVD	351
<b>720</b> Nickel PVD	329	<b>246</b> Gold PVD	373
<b>706</b> Black Metal PVD	329	<b>845</b> Dark Bronze	351
<b>707</b> Black Metal Br. PVD	351	<b>187</b> Aged Bronze	351
<b>030</b> Copper PVD	329	<b>713</b> Antique Brass	351
<b>708</b> Copper Brushed PVD	351	<b>279</b> Matte White	300
<b>735</b> Warm Bronze PVD	329		



**66504**

60 cm Towel rail  
Porta salvietta 60 cm

<b>031</b> Chrome	236	<b>726</b> Warm Bronze Br. PVD	373
<b>149</b> Finox Brushed Nickel	319	<b>710</b> Brass PVD	350
<b>299</b> Matte Black	319	<b>727</b> Brass Brushed PVD	373
<b>720</b> Nickel PVD	350	<b>246</b> Gold PVD	397
<b>706</b> Black Metal PVD	350	<b>845</b> Dark Bronze	373
<b>707</b> Black Metal Br. PVD	373	<b>187</b> Aged Bronze	373
<b>030</b> Copper PVD	350	<b>713</b> Antique Brass	373
<b>708</b> Copper Brushed PVD	373	<b>279</b> Matte White	319
<b>735</b> Warm Bronze PVD	350		

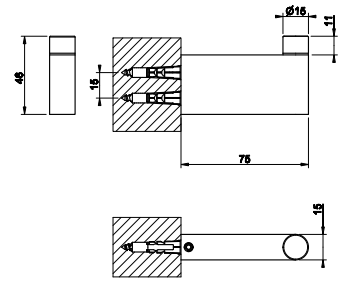


**66523**

Wall-mounted robe hook.  
Appendino a parete.



<b>031</b> Chrome	106	<b>726</b> Warm Bronze Br. PVD	168
<b>149</b> Finox Brushed Nickel	144	<b>710</b> Brass PVD	157
<b>299</b> Matte Black	144	<b>727</b> Brass Brushed PVD	168
<b>720</b> Nickel PVD	157	<b>246</b> Gold PVD	179
<b>706</b> Black Metal PVD	157	<b>845</b> Dark Bronze	168
<b>707</b> Black Metal Br. PVD	168	<b>187</b> Aged Bronze	168
<b>030</b> Copper PVD	157	<b>713</b> Antique Brass	168
<b>708</b> Copper Brushed PVD	168	<b>279</b> Matte White	144
<b>735</b> Warm Bronze PVD	157		

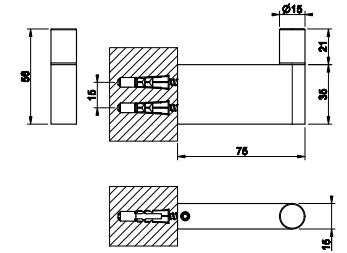


**70323**

Wall-mounted robe hook. TRAME  
Appendino a parete. TRAME



<b>031</b> Chrome	129	<b>726</b> Warm Bronze Br. PVD	204
<b>149</b> Finox Brushed Nickel	175	<b>710</b> Brass PVD	191
<b>706</b> Black Metal PVD	191	<b>727</b> Brass Brushed PVD	204
<b>707</b> Black Metal Br. PVD	204		
<b>708</b> Copper Brushed PVD	204		
<b>735</b> Warm Bronze PVD	191		

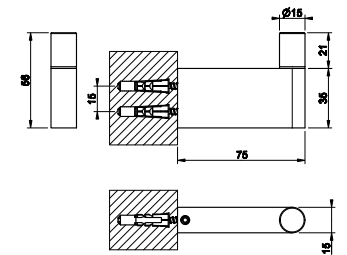


**70123**

Wall-mounted robe hook. INTRECCIO  
Appendino a parete. INTRECCIO



<b>031</b> Chrome	129	<b>735</b> Warm Bronze PVD	191
<b>149</b> Finox Brushed Nickel	175	<b>726</b> Warm Bronze Br. PVD	204
<b>299</b> Matte Black	175	<b>710</b> Brass PVD	191
<b>706</b> Black Metal PVD	191	<b>727</b> Brass Brushed PVD	204
<b>707</b> Black Metal Br. PVD	204	<b>845</b> Dark Bronze	204
<b>708</b> Copper Brushed PVD	204		

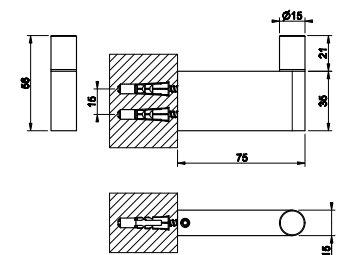


**70523**

Wall-mounted robe hook. RIGATO  
Appendino a parete. RIGATO



<b>031</b> Chrome	129	<b>735</b> Warm Bronze PVD	191
<b>149</b> Finox Brushed Nickel	175	<b>726</b> Warm Bronze Br. PVD	204
<b>299</b> Matte Black	175	<b>710</b> Brass PVD	191
<b>706</b> Black Metal PVD	191	<b>727</b> Brass Brushed PVD	204
<b>707</b> Black Metal Br. PVD	204	<b>845</b> Dark Bronze	204
<b>708</b> Copper Brushed PVD	204		

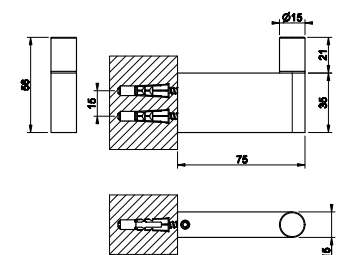


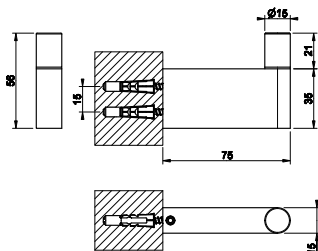
**70623**

Wall-mounted robe hook. DIAMANTATO  
Appendino a parete. DIAMANTATO



<b>031</b> Chrome	129	<b>735</b> Warm Bronze PVD	191
<b>149</b> Finox Brushed Nickel	175	<b>726</b> Warm Bronze Br. PVD	204
<b>299</b> Matte Black	175	<b>710</b> Brass PVD	191
<b>706</b> Black Metal PVD	191	<b>727</b> Brass Brushed PVD	204
<b>707</b> Black Metal Br. PVD	204	<b>845</b> Dark Bronze	204
<b>708</b> Copper Brushed PVD	204		





**70423**

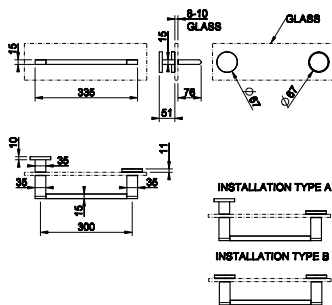
Wall-mounted robe hook. CESELLO  
 Appendino a parete. CESELLO



031	Chrome	129	735	Warm Bronze PVD	191
149	Finox Brushed Nickel	175	726	Warm Bronze Br. PVD	204
299	Matte Black	175	710	Brass PVD	191
706	Black Metal PVD	191	727	Brass Brushed PVD	204
707	Black Metal Br. PVD	204	845	Dark Bronze	204
708	Copper Brushed PVD	204			

**66511**

30 cm Towel rail for glass fixing  
 Maniglia e portasalvietta per vetro 30 cm

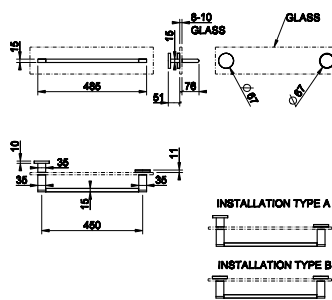


031	Chrome	533	726	Warm Bronze Br. PVD	843
149	Finox Brushed Nickel	720	710	Brass PVD	789
299	Matte Black	720	727	Brass Brushed PVD	843
720	Nickel PVD	789	246	Gold PVD	896
706	Black Metal PVD	789	845	Dark Bronze	843
707	Black Metal Br. PVD	843	187	Aged Bronze	843
030	Copper PVD	789	713	Antique Brass	843
708	Copper Brushed PVD	843	279	Matte White	720
735	Warm Bronze PVD	789			



**66513**

45 cm Towel rail for glass fixing  
 Maniglia e portasalvietta per vetro 45 cm

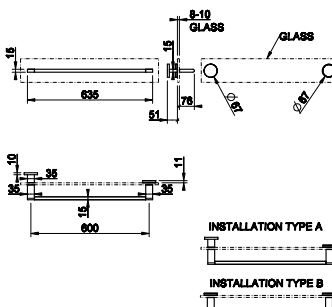


031	Chrome	632	726	Warm Bronze Br. PVD	999
149	Finox Brushed Nickel	854	710	Brass PVD	936
299	Matte Black	854	727	Brass Brushed PVD	999
720	Nickel PVD	936	246	Gold PVD	1.062
706	Black Metal PVD	936	845	Dark Bronze	999
707	Black Metal Br. PVD	999	187	Aged Bronze	999
030	Copper PVD	936	713	Antique Brass	999
708	Copper Brushed PVD	999	279	Matte White	854
735	Warm Bronze PVD	936			



**66515**

60 cm Towel rail for glass fixing  
 Maniglia e portasalvietta per vetro 60 cm



031	Chrome	647	726	Warm Bronze Br. PVD	1.023
149	Finox Brushed Nickel	874	710	Brass PVD	958
299	Matte Black	874	727	Brass Brushed PVD	1.023
720	Nickel PVD	958	246	Gold PVD	1.087
706	Black Metal PVD	958	845	Dark Bronze	1.023
707	Black Metal Br. PVD	1.023	187	Aged Bronze	1.023
030	Copper PVD	958	713	Antique Brass	1.023
708	Copper Brushed PVD	1.023	279	Matte White	874
735	Warm Bronze PVD	958			









# HABITO

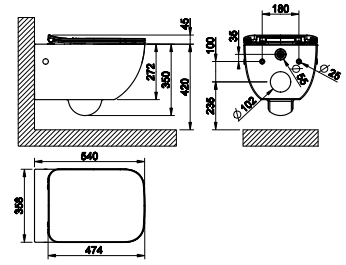
TOTAL LOOK



**39118**

Wall hung WC (6 litres) in Ceramic, integrated siphon. Soft-closing hardware and lateral holes plugs included in 031 finishing. Vaso in ceramica a parete (6 litri) con sifone integrato. Cerniere con chiusura rallentata e coprifori laterali inclusi in finitura 031

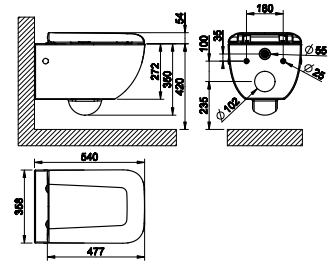
<b>518</b>	White Ceramic	938
<b>531</b>	Matt White Ceramic	1.336
<b>532</b>	Matt Black Ceramic	1.336



**39113**

Wall hung WC (6 litres) in Ceramic, integrated siphon. Soft-closing hardware and lateral holes plugs included in 031 finishing. Vaso in ceramica a parete (6 litri) con sifone integrato. Cerniere con chiusura rallentata e coprifori laterali inclusi in finitura 031

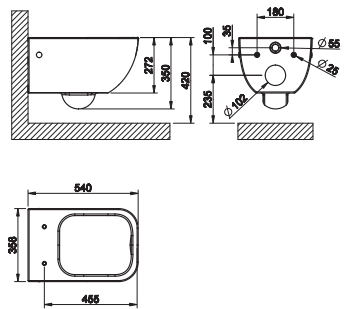
<b>518</b>	White Ceramic	889
<b>531</b>	Matt White Ceramic	1.332
<b>532</b>	Matt Black Ceramic	1.332



**39114**

Wall hung WC (6 litres) in Ceramic, integrated siphon. Hardware and lateral holes plugs not included. Vaso in ceramica a parete (6 litri) con sifone integrato. Cerniere e sedili non inclusi.

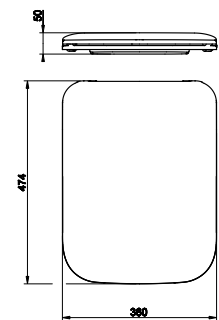
<b>518</b>	White Ceramic	650
<b>531</b>	Matt White Ceramic	975
<b>532</b>	Matt Black Ceramic	975



**39168**

Anti-bacterial resin WC seat for item 39114. To be completed with soft-closing hardware 39184 (not included). Sedile in resina antibatterica per vaso 39114. Da abbinare con cerniere 39184 (non include).

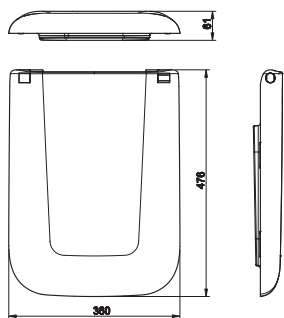
<b>031</b>	Chrome	226
<b>299</b>	Matte Black	306
<b>279</b>	Matte White	306



**39184**

Soft-closing hardware and lateral holes plugs for WC seat 39168. Cerniere con sistema "SOFT CLOSE" e tappi laterali per sedile 39168.

<b>031</b>	Chrome	120	<b>735</b>	Warm Bronze PVD	191
<b>239</b>	Steel Brushed	162	<b>726</b>	Warm Bronze Br. PVD	202
<b>149</b>	Finox Brushed Nickel	162	<b>710</b>	Brass PVD	191
<b>299</b>	Matte Black	162	<b>727</b>	Brass Brushed PVD	202
<b>147</b>	Chrome Brushed	162	<b>246</b>	Gold PVD	214
<b>720</b>	Nickel PVD	191	<b>080</b>	Gold CCP	264
<b>706</b>	Black Metal PVD	191	<b>087</b>	Gold Brushed CCP	264
<b>707</b>	Black Metal Br. PVD	202	<b>187</b>	Aged Bronze	202
<b>030</b>	Copper PVD	191	<b>713</b>	Antique Brass	202
<b>708</b>	Copper Brushed PVD	202	<b>279</b>	Matte White	162



**29463**

Anti-bacterial resin WC seat for item 39114. To be completed with soft-closing hardware 37584 (not included).  
 Sedile in resina antibatterica per vaso 39114. Da abbinare con cerniere 37584 (non incluse).

<b>031</b> Chrome	214
<b>299</b> Matte Black	320
<b>279</b> Matte White	320

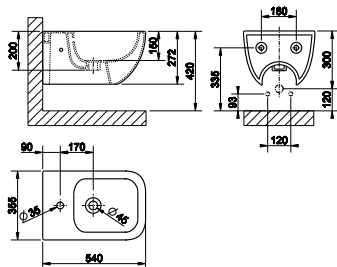


**37584**

Soft-closing hardware and lateral holes plugs for WC seat 29463, 42117, 46757.  
 Cerniere con sistema "SOFT CLOSE" e tappi laterali per sedile 29463, 42117, 46757.



<b>031</b> Chrome	126	<b>726</b> Warm Bronze Br. PVD	212
<b>149</b> Finox Brushed Nickel	171	<b>710</b> Brass PVD	200
<b>299</b> Matte Black	171	<b>727</b> Brass Brushed PVD	212
<b>147</b> Chrome Brushed	171	<b>246</b> Gold PVD	225
<b>720</b> Nickel PVD	200	<b>080</b> Gold CCP	278
<b>706</b> Black Metal PVD	200	<b>087</b> Gold Brushed CCP	278
<b>707</b> Black Metal Br. PVD	212	<b>187</b> Aged Bronze	212
<b>030</b> Copper PVD	200	<b>713</b> Antique Brass	212
<b>708</b> Copper Brushed PVD	212	<b>279</b> Matte White	171
<b>735</b> Warm Bronze PVD	200		



**39115**

Wall hung bidet in in White Europe Ceramic with overflow waste, with central hole for taps and fittings. Overflow cap and side covering caps included in 031 finishing  
 Bidet in Ceramica a parete con troppopieno . Con foro centrale per rubinetteria. Tappo troppopieno e coprifori laterali inclusi in finitura 031.

<b>518</b> White Ceramic	600
<b>531</b> Matt White Ceramic	899
<b>532</b> Matt Black Ceramic	899



**37587**

Finished cover cap for overflow waste with lateral hole plugs  
 Tappo di finitura scarico troppopieno con tappi laterali copriforo

<b>031</b> Chrome	71	<b>735</b> Warm Bronze PVD	113
<b>149</b> Finox Brushed Nickel	96	<b>726</b> Warm Bronze Br. PVD	120
<b>299</b> Matte Black	96	<b>710</b> Brass PVD	113
<b>147</b> Chrome Brushed	96	<b>727</b> Brass Brushed PVD	120
<b>720</b> Nickel PVD	113	<b>246</b> Gold PVD	127
<b>706</b> Black Metal PVD	113	<b>080</b> Gold CCP	157
<b>707</b> Black Metal Br. PVD	120	<b>187</b> Aged Bronze	120
<b>030</b> Copper PVD	113	<b>713</b> Antique Brass	120
<b>708</b> Copper Brushed PVD	120	<b>279</b> Matte White	96

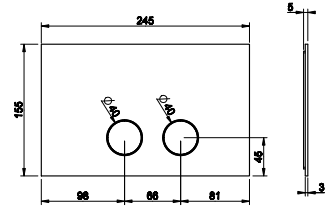


**54611**

Cover plate GEBERIT SIGMA 8 & 12  
Placca di finitura per GEBERIT SIGMA 8 e 12




<b>031</b> Chrome	491	<b>030</b> Copper PVD	725
<b>239</b> Steel Brushed	491	<b>708</b> Copper Brushed PVD	725
<b>275</b> Matte Cipria	661	<b>735</b> Warm Bronze PVD	725
<b>273</b> Matte Greige	661	<b>726</b> Warm Bronze Br. PVD	725
<b>280</b> Matte Odra	661	<b>710</b> Brass PVD	725
<b>281</b> Matte Coral	661	<b>727</b> Brass Brushed PVD	725
<b>276</b> Matte Agave	661	<b>246</b> Gold PVD	823
<b>299</b> Matte Black	661	<b>845</b> Dark Bronze	725
<b>720</b> Nickel PVD	727	<b>187</b> Aged Bronze	725
<b>706</b> Black Metal PVD	725	<b>713</b> Antique Brass	725
<b>707</b> Black Metal Br. PVD	725	<b>279</b> Matte White	661

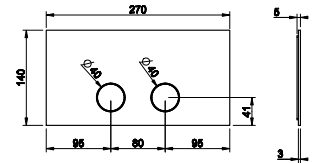


**54613**

Cover plate VIEGA. Compatible with products VIEGA 1H, 2H, 2L.  
Placca di finitura VIEGA. Compatibile con i prodotti VIEGA 1H, 2H, 2L.



<b>031</b> Chrome	788	<b>030</b> Copper PVD	1.167
<b>239</b> Steel Brushed	788	<b>708</b> Copper Brushed PVD	1.167
<b>275</b> Matte Cipria	1.064	<b>735</b> Warm Bronze PVD	1.167
<b>273</b> Matte Greige	1.064	<b>726</b> Warm Bronze Br. PVD	1.167
<b>280</b> Matte Odra	1.064	<b>710</b> Brass PVD	1.167
<b>281</b> Matte Coral	1.064	<b>727</b> Brass Brushed PVD	1.167
<b>276</b> Matte Agave	1.064	<b>246</b> Gold PVD	1.326
<b>299</b> Matte Black	1.064	<b>845</b> Dark Bronze	1.167
<b>720</b> Nickel PVD	1.167	<b>187</b> Aged Bronze	1.167
<b>706</b> Black Metal PVD	1.167	<b>713</b> Antique Brass	1.167
<b>707</b> Black Metal Br. PVD	1.167	<b>279</b> Matte White	1.064

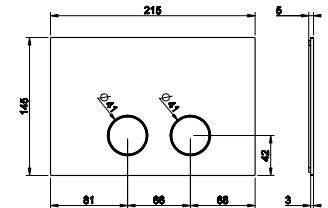


**54617**

Cover plate TECE  
Placca di finitura per TECE




<b>031</b> Chrome	521	<b>030</b> Copper PVD	771
<b>239</b> Steel Brushed	521	<b>708</b> Copper Brushed PVD	771
<b>275</b> Matte Cipria	704	<b>735</b> Warm Bronze PVD	771
<b>273</b> Matte Greige	704	<b>726</b> Warm Bronze Br. PVD	771
<b>280</b> Matte Odra	704	<b>710</b> Brass PVD	771
<b>281</b> Matte Coral	704	<b>727</b> Brass Brushed PVD	771
<b>276</b> Matte Agave	704	<b>246</b> Gold PVD	875
<b>299</b> Matte Black	704	<b>845</b> Dark Bronze	771
<b>720</b> Nickel PVD	771	<b>187</b> Aged Bronze	771
<b>706</b> Black Metal PVD	771	<b>713</b> Antique Brass	771
<b>707</b> Black Metal Br. PVD	771	<b>279</b> Matte White	704

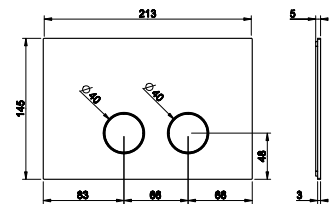


**54619**

Cover plate SANIT  
Placca di finitura per SANIT




<b>031</b> Chrome	684	<b>030</b> Copper PVD	1.013
<b>239</b> Steel Brushed	684	<b>708</b> Copper Brushed PVD	1.081
<b>275</b> Matte Cipria	923	<b>735</b> Warm Bronze PVD	1.013
<b>273</b> Matte Greige	923	<b>726</b> Warm Bronze Br. PVD	1.081
<b>280</b> Matte Odra	923	<b>710</b> Brass PVD	1.013
<b>281</b> Matte Coral	923	<b>727</b> Brass Brushed PVD	1.081
<b>276</b> Matte Agave	923	<b>246</b> Gold PVD	1.150
<b>299</b> Matte Black	923	<b>845</b> Dark Bronze	1.081
<b>720</b> Nickel PVD	1.013	<b>187</b> Aged Bronze	1.081
<b>706</b> Black Metal PVD	1.013	<b>713</b> Antique Brass	1.081
<b>707</b> Black Metal Br. PVD	1.081	<b>279</b> Matte White	923

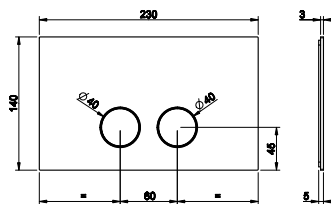


**54621**

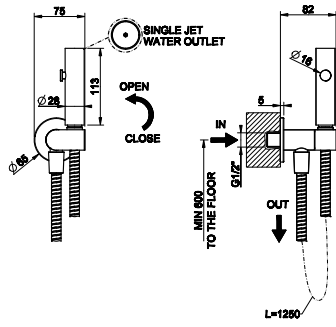
Cover plate VIEGA PREVISTA 12.  
Placca di finitura per VIEGA PREVISTA 12.



<b>031</b> Chrome	866	<b>030</b> Copper PVD	1.281
<b>239</b> Steel Brushed	866	<b>708</b> Copper Brushed PVD	1.365
<b>275</b> Matte Cipria	1.168	<b>735</b> Warm Bronze PVD	1.281
<b>273</b> Matte Greige	1.168	<b>726</b> Warm Bronze Br. PVD	1.365
<b>280</b> Matte Odra	1.168	<b>710</b> Brass PVD	1.281
<b>281</b> Matte Coral	1.168	<b>727</b> Brass Brushed PVD	1.365
<b>276</b> Matte Agave	1.168	<b>246</b> Gold PVD	1.453
<b>299</b> Matte Black	1.168	<b>845</b> Dark Bronze	1.365
<b>720</b> Nickel PVD	1.281	<b>187</b> Aged Bronze	1.365
<b>706</b> Black Metal PVD	1.281	<b>713</b> Antique Brass	1.365
<b>707</b> Black Metal Br. PVD	1.365	<b>279</b> Matte White	1.168



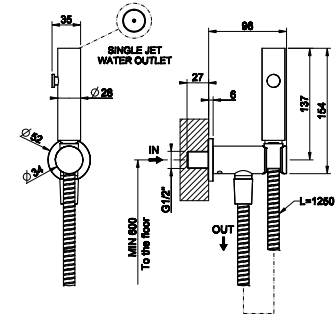




**45122**

Hydrobrush with 1/2" connection and safety valve.  
Scopino a getto d'acqua a parete con attacco da 1/2" con valvola di sicurezza.

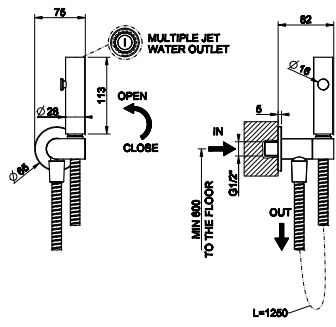
<b>031</b> Chrome	733	<b>735</b> Warm Bronze PVD	1.085
<b>149</b> Finox Brushed Nickel	990	<b>726</b> Warm Bronze Br. PVD	1.157
<b>299</b> Matte Black	990	<b>710</b> Brass PVD	1.085
<b>720</b> Nickel PVD	1.085	<b>727</b> Brass Brushed PVD	1.157
<b>706</b> Black Metal PVD	1.085	<b>187</b> Aged Bronze	1.157
<b>707</b> Black Metal Br. PVD	1.157	<b>713</b> Antique Brass	1.157
<b>030</b> Copper PVD	1.085	<b>279</b> Matte White	990
<b>708</b> Copper Brushed PVD	1.157		



**45121**

Hydrobrush with 1/2" connection  
Scopino a getto d'acqua a parete con attacco da 1/2"

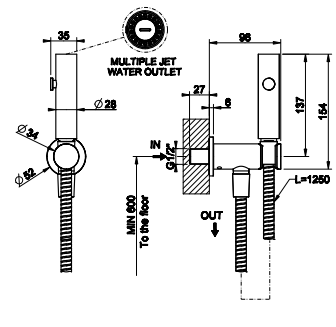
<b>031</b> Chrome	633	<b>735</b> Warm Bronze PVD	936
<b>149</b> Finox Brushed Nickel	823	<b>726</b> Warm Bronze Br. PVD	1.000
<b>299</b> Matte Black	792	<b>710</b> Brass PVD	936
<b>720</b> Nickel PVD	936	<b>727</b> Brass Brushed PVD	1.000
<b>706</b> Black Metal PVD	936	<b>187</b> Aged Bronze	1.000
<b>707</b> Black Metal Br. PVD	1.000	<b>713</b> Antique Brass	1.000
<b>030</b> Copper PVD	936	<b>279</b> Matte White	792
<b>708</b> Copper Brushed PVD	1.000		



**45124**

Shut-off douchette with pipe connection and safety valve.  
Doccetta shut-off a parete con valvola di sicurezza.

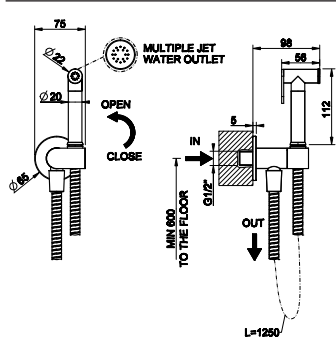
<b>031</b> Chrome	607	<b>735</b> Warm Bronze PVD	899
<b>149</b> Finox Brushed Nickel	820	<b>726</b> Warm Bronze Br. PVD	960
<b>299</b> Matte Black	820	<b>710</b> Brass PVD	899
<b>720</b> Nickel PVD	899	<b>727</b> Brass Brushed PVD	960
<b>706</b> Black Metal PVD	899	<b>187</b> Aged Bronze	960
<b>707</b> Black Metal Br. PVD	960	<b>713</b> Antique Brass	960
<b>030</b> Copper PVD	899	<b>279</b> Matte White	820
<b>708</b> Copper Brushed PVD	960		



**45123**

Shut-off douchette with pipe connection  
Doccetta shut-off a parete

<b>031</b> Chrome	507	<b>735</b> Warm Bronze PVD	750
<b>149</b> Finox Brushed Nickel	660	<b>726</b> Warm Bronze Br. PVD	802
<b>299</b> Matte Black	636	<b>710</b> Brass PVD	750
<b>720</b> Nickel PVD	750	<b>727</b> Brass Brushed PVD	802
<b>706</b> Black Metal PVD	750	<b>187</b> Aged Bronze	802
<b>707</b> Black Metal Br. PVD	802	<b>713</b> Antique Brass	802
<b>030</b> Copper PVD	750	<b>279</b> Matte White	636
<b>708</b> Copper Brushed PVD	802		



**45126**

Shut-off douchette with pipe connection and safety valve.  
Doccetta shut-off a parete con valvola di sicurezza.

<b>031</b> Chrome	607	<b>735</b> Warm Bronze PVD	899
<b>149</b> Finox Brushed Nickel	820	<b>726</b> Warm Bronze Br. PVD	960
<b>299</b> Matte Black	820	<b>710</b> Brass PVD	899
<b>720</b> Nickel PVD	899	<b>727</b> Brass Brushed PVD	960
<b>706</b> Black Metal PVD	899	<b>187</b> Aged Bronze	960
<b>707</b> Black Metal Br. PVD	960	<b>713</b> Antique Brass	960
<b>030</b> Copper PVD	899	<b>279</b> Matte White	820
<b>708</b> Copper Brushed PVD	960		



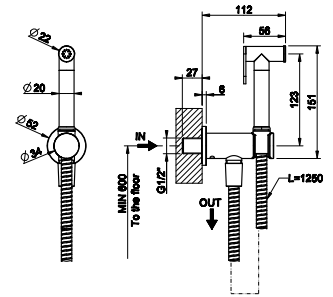


**14331**

Shut-off douchette with pipe connection  
Doccetta shut-off a parete



<b>031</b> Chrome	507	<b>726</b> Warm Bronze Br. PVD	802
<b>149</b> Finox Brushed Nickel	685	<b>710</b> Brass PVD	751
<b>299</b> Matte Black	685	<b>727</b> Brass Brushed PVD	802
<b>147</b> Chrome Brushed	685	<b>246</b> Gold PVD	852
<b>720</b> Nickel PVD	751	<b>716</b> Gold Brushed PVD	852
<b>706</b> Black Metal PVD	751	<b>080</b> Gold CCP	1.116
<b>707</b> Black Metal Br. PVD	802	<b>087</b> Gold Brushed CCP	1.116
<b>030</b> Copper PVD	751	<b>187</b> Aged Bronze	802
<b>708</b> Copper Brushed PVD	802	<b>713</b> Antique Brass	802
<b>735</b> Warm Bronze PVD	751		

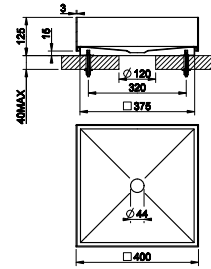


**54605**

Counter washbasin 400x400mm in stainless steel, without overflow waste. Without basin waste. It can be combined with waste 54599.  
Lavabo in acciaio d'appoggio senza troppopieno 400x400mm. Piletta non inclusa. Abbinabile a piletta 54599.



<b>239</b> Steel Brushed	1.390
<b>299</b> Matte Black	1.862
<b>707</b> Black Metal Br. PVD	3.091
<b>708</b> Copper Brushed PVD	3.091
<b>726</b> Warm Bronze Br. PVD	3.091
<b>727</b> Brass Brushed PVD	3.091

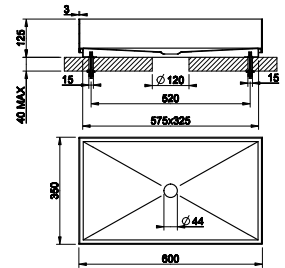


**54606**

Counter washbasin 600x350mm in stainless steel, without overflow waste. Without basin waste. It can be combined with waste 54599.  
Lavabo in acciaio 600x350mm d'appoggio senza troppopieno 600x350mm. Piletta non inclusa. Abbinabile a piletta 54599.



<b>239</b> Steel Brushed	1.617
<b>299</b> Matte Black	2.153
<b>707</b> Black Metal Br. PVD	3.979
<b>708</b> Copper Brushed PVD	3.979
<b>726</b> Warm Bronze Br. PVD	3.979
<b>727</b> Brass Brushed PVD	3.979

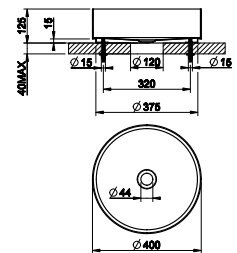


**54601**

Counter washbasin Ø400mm in stainless steel, without overflow waste. Without basin waste. It can be combined with waste 54599.  
Lavabo in acciaio d'appoggio senza troppopieno Ø400mm. Piletta non inclusa. Abbinabile a piletta 54599.



<b>239</b> Steel Brushed	999
<b>299</b> Matte Black	1.349
<b>707</b> Black Metal Br. PVD	2.954
<b>708</b> Copper Brushed PVD	2.954
<b>726</b> Warm Bronze Br. PVD	2.954
<b>727</b> Brass Brushed PVD	2.954

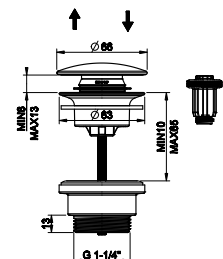


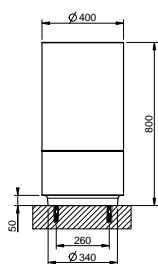
**54599**

2-in-1 'Stop&Go' washbasin outlet: an unscrewable and replaceable always-opened mechanism all in one package.  
Piletta lavabo "Stop&Go" 2 in 1: un meccanismo di apertura e chiusura svitabile e sostituibile con meccanismo always open nella stessa confezione.



<b>239</b> Steel Brushed	53
<b>299</b> Matte Black	154
<b>707</b> Black Metal Br. PVD	151
<b>708</b> Copper Brushed PVD	151
<b>726</b> Warm Bronze Br. PVD	151
<b>727</b> Brass Brushed PVD	151



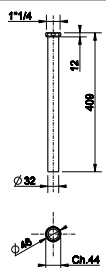


**54603**

Freestanding support for floor installation art 54601, 65601. Siphon and extensible drainage-pipe included. Floor drainage  
 Supporto da terra per installazione a pavimento articolo 54601, 65601. Sifone e tubo estensibile di scarico inclusi. Scarico a terra.



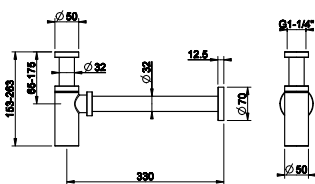
**850** Cristalplant Dark Metal 5.207



**28767**

Syphon pipe extension, 40 cm length  
 Tubo prolungato per sifone, lunghezza 40 cm

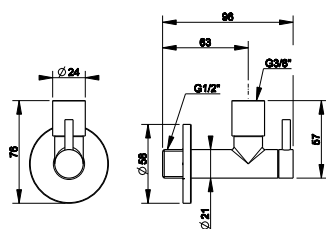
<b>031</b> Chrome	40	<b>710</b> Brass PVD	64
<b>149</b> Finox Brushed Nickel	51	<b>727</b> Brass Brushed PVD	68
<b>147</b> Chrome Brushed	51	<b>246</b> Gold PVD	72
<b>720</b> Nickel PVD	63	<b>080</b> Gold CCP	71
<b>706</b> Black Metal PVD	64	<b>087</b> Gold Brushed CCP	71
<b>707</b> Black Metal Br. PVD	68	<b>187</b> Aged Bronze	63
<b>030</b> Copper PVD	64	<b>713</b> Antique Brass	63
<b>708</b> Copper Brushed PVD	68	<b>079</b> White CN	52
<b>735</b> Warm Bronze PVD	64	<b>099</b> Black XL	52
<b>726</b> Warm Bronze Br. PVD	68		



**01377**

1 1/4" syphon  
 Sifone da 1 1/4"

<b>031</b> Chrome	151	<b>726</b> Warm Bronze Br. PVD	355
<b>149</b> Finox Brushed Nickel	297	<b>710</b> Brass PVD	327
<b>299</b> Matte Black	297	<b>727</b> Brass Brushed PVD	355
<b>147</b> Chrome Brushed	297	<b>246</b> Gold PVD	390
<b>720</b> Nickel PVD	327	<b>080</b> Gold CCP	335
<b>706</b> Black Metal PVD	327	<b>087</b> Gold Brushed CCP	335
<b>707</b> Black Metal Br. PVD	355	<b>187</b> Aged Bronze	355
<b>030</b> Copper PVD	327	<b>713</b> Antique Brass	355
<b>708</b> Copper Brushed PVD	355	<b>279</b> Matte White	297
<b>735</b> Warm Bronze PVD	327		



**01411**

Underbasin mixer with filter and 1/2" connection  
 Rubinetto sottolavabo con filtro e attacco da 1/2"

<b>031</b> Chrome	80	<b>726</b> Warm Bronze Br. PVD	186
<b>149</b> Finox Brushed Nickel	140	<b>710</b> Brass PVD	175
<b>299</b> Matte Black	140	<b>727</b> Brass Brushed PVD	186
<b>147</b> Chrome Brushed	140	<b>246</b> Gold PVD	205
<b>720</b> Nickel PVD	175	<b>080</b> Gold CCP	179
<b>706</b> Black Metal PVD	175	<b>087</b> Gold Brushed CCP	179
<b>707</b> Black Metal Br. PVD	186	<b>187</b> Aged Bronze	186
<b>030</b> Copper PVD	175	<b>713</b> Antique Brass	186
<b>708</b> Copper Brushed PVD	186	<b>279</b> Matte White	140
<b>735</b> Warm Bronze PVD	175		







HI-FI  
COMFORT

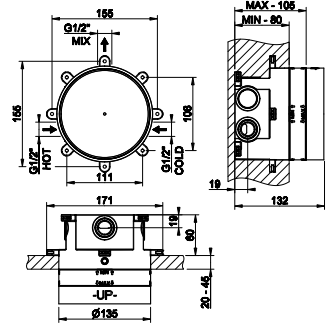


**38266**

Built-in part for thermostatic mixer with 1/2" connections.  
 Parte incasso per miscelatore termostatico con attacchi da 1/2".

<b>031</b> Chrome	472
-------------------	-----

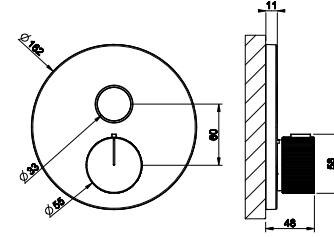
**38266+38711**



**38711**

External parts for thermostatic mixer for one function, with push-button on/off control.  
 Parti esterne per miscelatore termostatico a una funzione, con pulsanti on/off.

<b>031</b> Chrome	494	<b>735</b> Warm Bronze PVD	731
<b>149</b> Finox Brushed Nickel	667	<b>726</b> Warm Bronze Br. PVD	781
<b>299</b> Matte Black	667	<b>710</b> Brass PVD	731
<b>720</b> Nickel PVD	731	<b>727</b> Brass Brushed PVD	781
<b>706</b> Black Metal PVD	731	<b>246</b> Gold PVD	830
<b>707</b> Black Metal Br. PVD	781	<b>187</b> Aged Bronze	781
<b>030</b> Copper PVD	731	<b>713</b> Antique Brass	781
<b>708</b> Copper Brushed PVD	781		

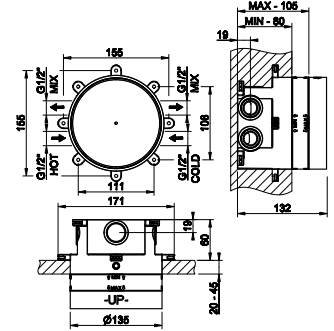


**38267**

Built-in part for thermostatic mixer with 1/2" connections.  
 Parte incasso per miscelatore termostatico con attacchi da 1/2".

<b>031</b> Chrome	472
-------------------	-----

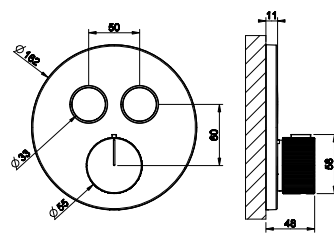
**38267+38713**



**38713**

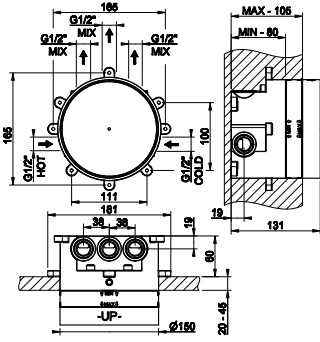
External parts for thermostatic mixer for two simultaneous functions, with push-button on/off controls.  
 Parti esterne per miscelatore termostatico a due funzioni simultanee, con pulsanti on/off.

<b>031</b> Chrome	562	<b>735</b> Warm Bronze PVD	832
<b>149</b> Finox Brushed Nickel	759	<b>726</b> Warm Bronze Br. PVD	888
<b>299</b> Matte Black	759	<b>710</b> Brass PVD	832
<b>720</b> Nickel PVD	832	<b>727</b> Brass Brushed PVD	888
<b>706</b> Black Metal PVD	832	<b>246</b> Gold PVD	945
<b>707</b> Black Metal Br. PVD	888	<b>187</b> Aged Bronze	888
<b>030</b> Copper PVD	832	<b>713</b> Antique Brass	888
<b>708</b> Copper Brushed PVD	888		





**38268+38716**



**38268**

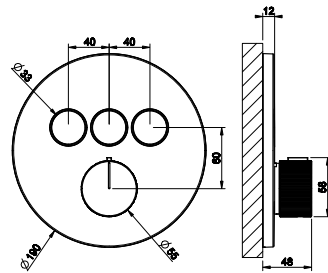
Built-in part for thermostatic mixer with 1/2" connections.  
Parte incasso per miscelatore termostatico con attacchi da 1/2".

<b>031</b> Chrome	472
-------------------	-----



**38716**

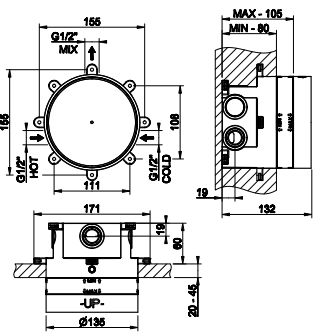
External parts for thermostatic mixer for three simultaneous functions, with push-button on/off controls.  
Parti esterne per miscelatore termostatico a tre funzioni simultanee, con pulsanti on/off.



<b>031</b> Chrome	700	<b>735</b> Warm Bronze PVD	1.036
<b>149</b> Finox Brushed Nickel	945	<b>726</b> Warm Bronze Br. PVD	1.106
<b>299</b> Matte Black	945	<b>710</b> Brass PVD	1.036
<b>720</b> Nickel PVD	1.036	<b>727</b> Brass Brushed PVD	1.106
<b>706</b> Black Metal PVD	1.036	<b>246</b> Gold PVD	1.176
<b>707</b> Black Metal Br. PVD	1.106	<b>187</b> Aged Bronze	1.106
<b>030</b> Copper PVD	1.036	<b>713</b> Antique Brass	1.106
<b>708</b> Copper Brushed PVD	1.106		



**38266+38717**



**38266**

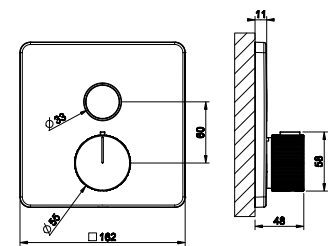
Built-in part for thermostatic mixer with 1/2" connections.  
Parte incasso per miscelatore termostatico con attacchi da 1/2".

<b>031</b> Chrome	472
-------------------	-----



**38717**

External parts for thermostatic mixer for one function, with push-button on/off control.  
Parti esterne per miscelatore termostatico a una funzione, con pulsanti on/off.



<b>031</b> Chrome	494	<b>735</b> Warm Bronze PVD	731
<b>149</b> Finox Brushed Nickel	667	<b>726</b> Warm Bronze Br. PVD	781
<b>299</b> Matte Black	667	<b>710</b> Brass PVD	731
<b>720</b> Nickel PVD	731	<b>727</b> Brass Brushed PVD	781
<b>706</b> Black Metal PVD	731	<b>246</b> Gold PVD	830
<b>707</b> Black Metal Br. PVD	781	<b>187</b> Aged Bronze	781
<b>030</b> Copper PVD	731	<b>713</b> Antique Brass	781
<b>708</b> Copper Brushed PVD	781		



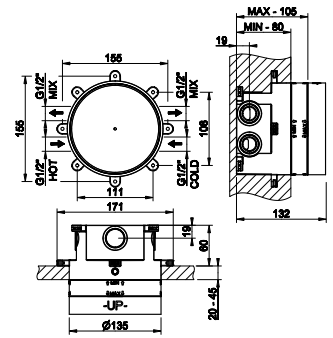


**38267**

Built-in part for thermostatic mixer with 1/2" connections.  
Parte incasso per miscelatore termostatico con attacchi da 1/2".

<b>031</b> Chrome	472
-------------------	-----

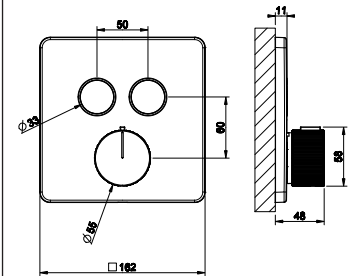
**38267+38718**



**38718**

External parts for thermostatic mixer for two simultaneous functions, with push-button on/off controls.  
Parti esterne per miscelatore termostatico a due funzioni simultanee, con pulsanti on/off.

<b>031</b> Chrome	562	<b>735</b> Warm Bronze PVD	832
<b>149</b> Finox Brushed Nickel	759	<b>726</b> Warm Bronze Br. PVD	888
<b>299</b> Matte Black	759	<b>710</b> Brass PVD	832
<b>720</b> Nickel PVD	832	<b>727</b> Brass Brushed PVD	888
<b>706</b> Black Metal PVD	832	<b>246</b> Gold PVD	945
<b>707</b> Black Metal Br. PVD	888	<b>187</b> Aged Bronze	888
<b>030</b> Copper PVD	832	<b>713</b> Antique Brass	888
<b>708</b> Copper Brushed PVD	888		

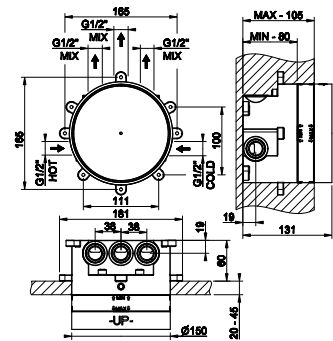


**38268**

Built-in part for thermostatic mixer with 1/2" connections.  
Parte incasso per miscelatore termostatico con attacchi da 1/2".

<b>031</b> Chrome	472
-------------------	-----

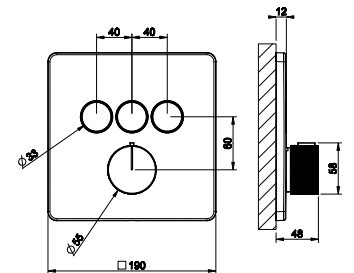
**38268+38719**



**38719**

External parts for thermostatic mixer for three simultaneous functions, with push-button on/off controls.  
Parti esterne per miscelatore termostatico a tre funzioni simultanee, con pulsanti on/off.

<b>031</b> Chrome	700	<b>735</b> Warm Bronze PVD	1.036
<b>149</b> Finox Brushed Nickel	945	<b>726</b> Warm Bronze Br. PVD	1.106
<b>299</b> Matte Black	945	<b>710</b> Brass PVD	1.036
<b>720</b> Nickel PVD	1.036	<b>727</b> Brass Brushed PVD	1.106
<b>706</b> Black Metal PVD	1.036	<b>246</b> Gold PVD	1.176
<b>707</b> Black Metal Br. PVD	1.106	<b>187</b> Aged Bronze	1.106
<b>030</b> Copper PVD	1.036	<b>713</b> Antique Brass	1.106
<b>708</b> Copper Brushed PVD	1.106		



**SP04254**

Push-button plate with RAINFALL symbol. To be combined with art. 38711, 38713, 38716, 38717, 38718, 38719.


Placca pulsante icona PIOGGIA. Abbinabile con l'art. 38711, 38713, 38716, 38717, 38718, 38719.

<b>031</b> Chrome	32	<b>735</b> Warm Bronze PVD	32
<b>149</b> Finox Brushed Nickel	44	<b>726</b> Warm Bronze Br. PVD	54
<b>299</b> Matte Black	44	<b>710</b> Brass PVD	51
<b>720</b> Nickel PVD	51	<b>727</b> Brass Brushed PVD	54
<b>706</b> Black Metal PVD	51	<b>246</b> Gold PVD	57
<b>707</b> Black Metal Br. PVD	54	<b>187</b> Aged Bronze	54
<b>030</b> Copper PVD	51	<b>713</b> Antique Brass	54
<b>708</b> Copper Brushed PVD	54		

**SP04255**

Push-botton plate with WALL-MOUNTED ATOMIZER symbol. To be combined with art. 38711, 38713, 38716, 38717, 38718, 38719.  
Placca pulsante icona ATOMIZER A PARETE. Abbinabile con l'art. 38711, 38713, 38716, 38717, 38718, 38719.

<b>031</b> Chrome	32	<b>735</b> Warm Bronze PVD	51
<b>149</b> Finox Brushed Nickel	44	<b>726</b> Warm Bronze Br. PVD	54
<b>299</b> Matte Black	44	<b>710</b> Brass PVD	51
<b>720</b> Nickel PVD	51	<b>727</b> Brass Brushed PVD	54
<b>706</b> Black Metal PVD	51	<b>246</b> Gold PVD	32
<b>707</b> Black Metal Br. PVD	54	<b>187</b> Aged Bronze	54
<b>030</b> Copper PVD	51	<b>713</b> Antique Brass	54
<b>708</b> Copper Brushed PVD	54		



**SP04256**

Push-botton plate with ATOMIZER symbol. To be combined with art. 38711, 38713, 38716, 38717, 38718, 38719.  
Placca pulsante icona ATOMIZER. Abbinabile con l'art. 38711, 38713, 38716, 38717, 38718, 38719.

<b>031</b> Chrome	32	<b>735</b> Warm Bronze PVD	51
<b>149</b> Finox Brushed Nickel	44	<b>726</b> Warm Bronze Br. PVD	54
<b>299</b> Matte Black	44	<b>710</b> Brass PVD	51
<b>720</b> Nickel PVD	51	<b>727</b> Brass Brushed PVD	54
<b>706</b> Black Metal PVD	32	<b>246</b> Gold PVD	57
<b>707</b> Black Metal Br. PVD	54	<b>187</b> Aged Bronze	54
<b>030</b> Copper PVD	51	<b>713</b> Antique Brass	54
<b>708</b> Copper Brushed PVD	54		



**SP04257**

Push-botton plate with WATERFALL symbol. To be combined with art. 38711, 38713, 38716, 38717, 38718, 38719.  
Placca pulsante icona CASCATA. Abbinabile con l'art. 38711, 38713, 38716, 38717, 38718, 38719.

<b>031</b> Chrome	32	<b>735</b> Warm Bronze PVD	51
<b>149</b> Finox Brushed Nickel	32	<b>726</b> Warm Bronze Br. PVD	54
<b>299</b> Matte Black	44	<b>710</b> Brass PVD	51
<b>720</b> Nickel PVD	51	<b>727</b> Brass Brushed PVD	54
<b>706</b> Black Metal PVD	51	<b>246</b> Gold PVD	57
<b>707</b> Black Metal Br. PVD	54	<b>187</b> Aged Bronze	54
<b>030</b> Copper PVD	51	<b>713</b> Antique Brass	54
<b>708</b> Copper Brushed PVD	54		



**SP04258**

Push-botton plate with WALL-MOUNTED WATERFALL symbol. To be combined with art. 38711, 38713, 38716, 38717, 38718, 38719.  
Placca pulsante icona CASCATA A PARETE. Abbinabile con l'art. 38711, 38713, 38716, 38717, 38718, 38719.

<b>031</b> Chrome	32	<b>735</b> Warm Bronze PVD	51
<b>149</b> Finox Brushed Nickel	44	<b>726</b> Warm Bronze Br. PVD	54
<b>299</b> Matte Black	44	<b>710</b> Brass PVD	51
<b>720</b> Nickel PVD	51	<b>727</b> Brass Brushed PVD	54
<b>706</b> Black Metal PVD	51	<b>246</b> Gold PVD	57
<b>707</b> Black Metal Br. PVD	54	<b>187</b> Aged Bronze	54
<b>030</b> Copper PVD	51	<b>713</b> Antique Brass	54
<b>708</b> Copper Brushed PVD	54		




**SP04259**

Push-botton plate with HANDSHOWER symbol. To be combined with art. 38711, 38713, 38716, 38717, 38718, 38719.  
Placca pulsante icona DOCCETTA. Abbinabile con l'art. 38711, 38713, 38716, 38717, 38718, 38719.

<b>031</b> Chrome	32	<b>735</b> Warm Bronze PVD	51
<b>149</b> Finox Brushed Nickel	44	<b>726</b> Warm Bronze Br. PVD	54
<b>299</b> Matte Black	44	<b>710</b> Brass PVD	51
<b>720</b> Nickel PVD	51	<b>727</b> Brass Brushed PVD	54
<b>706</b> Black Metal PVD	51	<b>246</b> Gold PVD	57
<b>707</b> Black Metal Br. PVD	54	<b>187</b> Aged Bronze	54
<b>030</b> Copper PVD	51	<b>713</b> Antique Brass	54
<b>708</b> Copper Brushed PVD	54		





**SP04260**

Push-button plate with BODY JETS symbol. To be combined with art. 38711, 38713, 38716, 38717, 38718, 38719.

Placca pulsante icona BODY JETS. Abbinabile con l'art. 38711, 38713, 38716, 38717, 38718, 38719.

<b>031</b> Chrome	32	<b>735</b> Warm Bronze PVD	51
<b>149</b> Finox Brushed Nickel	44	<b>726</b> Warm Bronze Br. PVD	54
<b>299</b> Matte Black	44	<b>710</b> Brass PVD	51
<b>720</b> Nickel PVD	51	<b>727</b> Brass Brushed PVD	54
<b>706</b> Black Metal PVD	51	<b>246</b> Gold PVD	57
<b>707</b> Black Metal Br. PVD	54	<b>187</b> Aged Bronze	54
<b>030</b> Copper PVD	51	<b>713</b> Antique Brass	54
<b>708</b> Copper Brushed PVD	54		



**SP04261**

Push-button plate with BATHTUB symbol. To be combined with art. 38711, 38713, 38716, 38717, 38718, 38719.

Placca pulsante icona VASCA. Abbinabile con l'art. 38711, 38713, 38716, 38717, 38718, 38719.

<b>031</b> Chrome	32	<b>735</b> Warm Bronze PVD	51
<b>149</b> Finox Brushed Nickel	44	<b>726</b> Warm Bronze Br. PVD	54
<b>299</b> Matte Black	44	<b>710</b> Brass PVD	51
<b>720</b> Nickel PVD	51	<b>727</b> Brass Brushed PVD	54
<b>706</b> Black Metal PVD	51	<b>246</b> Gold PVD	57
<b>707</b> Black Metal Br. PVD	54	<b>187</b> Aged Bronze	54
<b>030</b> Copper PVD	51	<b>713</b> Antique Brass	54
<b>708</b> Copper Brushed PVD	54		



**SP04262**

Push-button plate with WATER TUBE KNEIPP symbol. To be combined with art. 38711, 38713, 38716, 38717, 38718, 38719.

Placca pulsante icona WATER TUBE KNEIPP. Abbinabile con l'art. 38711, 38713, 38716, 38717, 38718, 38719.

<b>031</b> Chrome	32	<b>735</b> Warm Bronze PVD	51
<b>149</b> Finox Brushed Nickel	44	<b>726</b> Warm Bronze Br. PVD	54
<b>299</b> Matte Black	44	<b>710</b> Brass PVD	51
<b>720</b> Nickel PVD	51	<b>727</b> Brass Brushed PVD	54
<b>706</b> Black Metal PVD	51	<b>246</b> Gold PVD	57
<b>707</b> Black Metal Br. PVD	54	<b>187</b> Aged Bronze	54
<b>030</b> Copper PVD	51	<b>713</b> Antique Brass	54
<b>708</b> Copper Brushed PVD	54		



**SP04263**

Push-button plate with FOOT SPOUT symbol. To be combined with art. 38711, 38713, 38716, 38717, 38718, 38719.

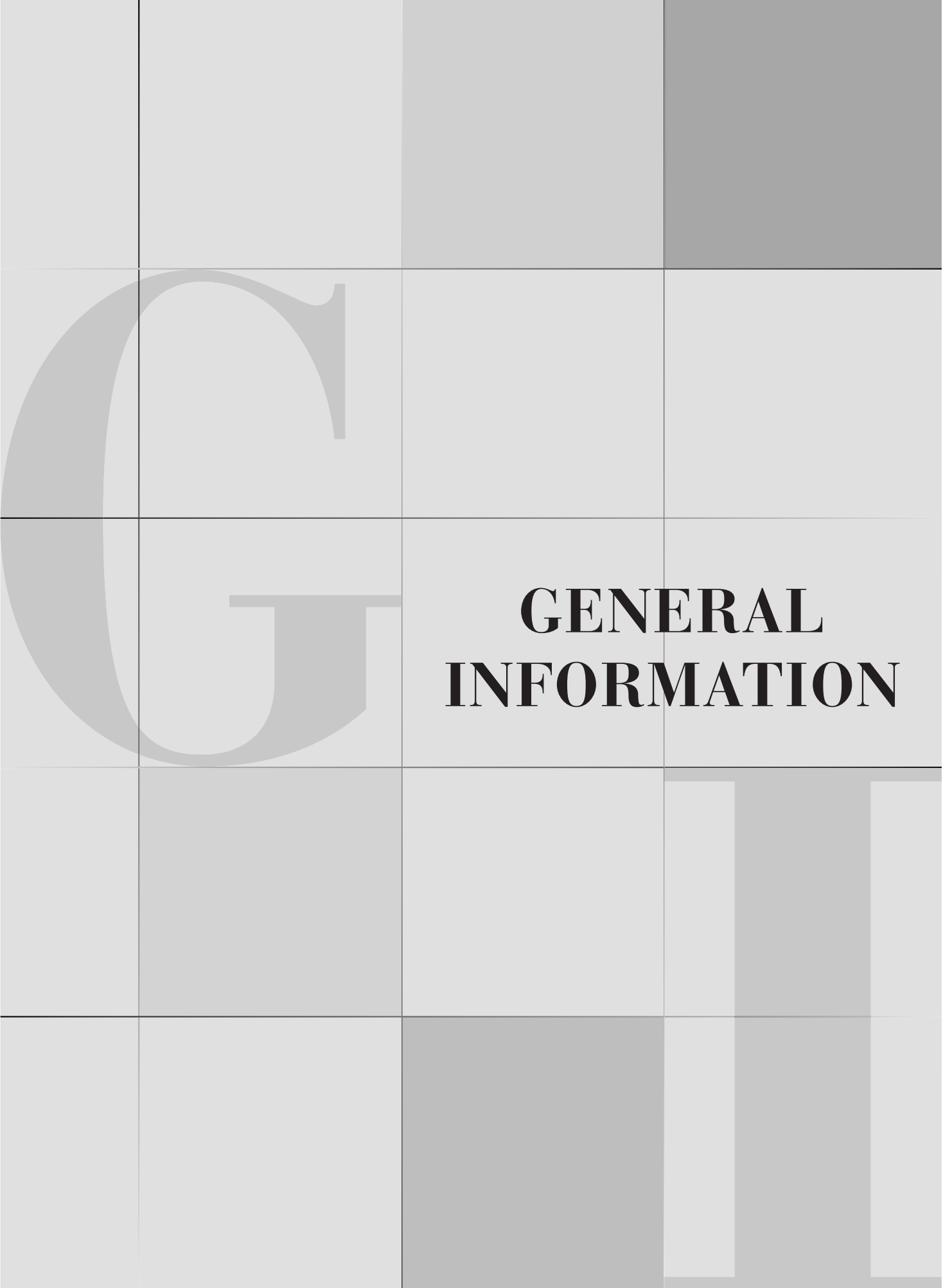
Placca pulsante icona LAVAPIEDI. Abbinabile con l'art. 38711, 38713, 38716, 38717, 38718, 38719.

<b>031</b> Chrome	32	<b>735</b> Warm Bronze PVD	51
<b>149</b> Finox Brushed Nickel	44	<b>726</b> Warm Bronze Br. PVD	54
<b>299</b> Matte Black	44	<b>710</b> Brass PVD	51
<b>720</b> Nickel PVD	51	<b>727</b> Brass Brushed PVD	54
<b>706</b> Black Metal PVD	51	<b>246</b> Gold PVD	57
<b>707</b> Black Metal Br. PVD	54	<b>187</b> Aged Bronze	54
<b>030</b> Copper PVD	51	<b>713</b> Antique Brass	54
<b>708</b> Copper Brushed PVD	54		









**GENERAL  
INFORMATION**

## **PRESCRIZIONI TECNICHE:**

- 1) al fine di garantire una lunga durata del prodotto installare rubinetti filtro a monte dell'impianto, da pulire periodicamente;
- 2) non installare il prodotto in presenza di pressione dell'acqua superiore ai 5 bar (nel caso, utilizzare un riduttore di pressione dimostrabile idoneo ai requisiti normativi locali);
- 3) Collaudo dimostrabile idoneo ai requisiti normativi locali con pressione massima a 12 bar;
- 4) la temperatura dell'acqua non deve essere superiore ai 70°C;
- 5) effettuare il risciacquo delle tubazioni prima di installare il rubinetto; prima dell'installazione del prodotto, aver prova che le tubature d'acqua di entrata vengano pulite secondo le norme locali vigenti.
- 6) per l'installazione attenersi a quanto indicato nelle istruzioni di montaggio allegate al prodotto;
- 7) non collegare la messa a terra di un impianto elettrico al flessibile o ad altra condotta idraulica;
- 8) chiudere l'impianto in caso assenza prolungata per più di ventiquattro ore.

L'azienda si riserva il diritto di invalidare la garanzia nel caso non venissero rispettate le condizioni di cui sopra, accertate da un tecnico della GESSI S.p.A.

Qualsiasi modifica alla presente garanzia potrà essere rilasciata solo dalla GESSI S.p.A. con apposita dichiarazione scritta. La garanzia non sarà, inoltre, operante in mancanza della documentazione comprovante la data di acquisto.

Eventuali danni e/o difetti di prodotti verranno eliminati in garanzia solo se l'articolo oggetto di reclamo sarà rimesso alla GESSI S.p.A. nella confezione originale allegando la prova di acquisto. La garanzia è estesa a tutti i paesi, esclusi Stati Uniti e Canada, in cui il prodotto è fornito dalla GESSI S.p.A. o dal suo distributore autorizzato. Sono in ogni caso esclusi dalla garanzia i costi per il montaggio e lo smontaggio del prodotto, le trasferte e gli interventi tecnici di personale specializzato, nonché gli oneri subiti dal cliente per l'indisponibilità e/o la sospensione dell'utilizzo del prodotto. Eventuali imperfezioni nelle finiture e nei materiali naturali, non sono da considerarsi difetti, ma caratteristica del prodotto per l'artigianalità della produzione.

## **MANUTENZIONE: INDICAZIONI PER LA PULIZIA DEI PRODOTTI GESSI S.p.A.**

I prodotti GESSI S.p.A. sono realizzati in diversi materiali per soddisfare tutte le esigenze di mercato, design e funzionalità. Le

superfici dei prodotti GESSI S.p.A., sia per ambienti interni che esterni, sono ottenute utilizzando i migliori materiali e processi produttivi approvati e sono costantemente valorizzate da avanzati metodi di certificazione della qualità. La resistenza e la durata di tutti i tipi di materiali sopra citati sono strettamente legate a un uso corretto, a una buona manutenzione e all'impiego di materiali di pulizia adeguati che ne preservino le caratteristiche originali. Pertanto, la comparsa di macchie di ruggine o depositi di calcare sono chiare indicazioni di una non corretta o mancata pulizia e non di difetti e/o scarsa qualità dei materiali utilizzati.

Pertanto, per apprezzare appieno il vostro prodotto Gessi e preservarne la qualità estetica, considerate quanto segue:

- Le sostanze inquinanti presenti nell'acqua piovana o il calcare dell'acqua di rete rimangono sotto forma di macchie sulla superficie del prodotto una volta evaporata l'acqua.

È possibile prevenire la formazione di depositi e mantenere pulito il prodotto asciugandolo sempre con un panno morbido.

- DETERGENTI, SOLVENTI, AGENTI CHIMICI, SPUGNE ABRASIVE, PAGLIETTE, ALCOOL, PRODOTTI CONTENENTI CLORO E I SUOI DERIVATI, ECC. NON DEVONO ESSERE UTILIZZATI in quanto possono danneggiare irrimediabilmente le superfici del prodotto, compromettendone l'estetica, la brillantezza e la satinatura.

**PULIRE REGOLARMENTE IL PRODOTTO CON SOLA ACQUA E SAPONE NEUTRO, ASCIUGANDOLO CON UN PANNO MORBIDO MONOUSO.**

- Pulire regolarmente i filtri all'estremità del prodotto, oltre a quelli già citati, dopo averli smontati e aver rimosso il calcare che ostruisce le uscite. Pulire regolarmente anche i punti di erogazione, per esempio strofinando leggermente gli ugelli di erogazione per liberarli dal calcare e mantenere pulito il diffusore.
- Quando si utilizza un sapone spray, spruzzarlo su un panno o una spugna pulita, MAI direttamente sul prodotto.

## TECHNICAL PRESCRIPTIONS:

- 1) in order to guarantee a long-lasting performance of the product we recommend to install angle valves with filter, which must be regularly cleaned;
- 2) you should not install the product in presence of water pressure higher than 5 bar: in case of higher pressure, it is recommended to use a pressure reducer (In the case, use a demonstrable pressure reducer that complies with local requirements);
- 3) Testing suitable for local requirements with a maximum pressure of 12 bar;
- 4) water temperature should not be higher than 70°C;
- 5) carry out the rinsing of the pipes before installing the tap; before installing the product, have proof that the inlet water pipes are cleaned according to local regulations in force.
- 6) regarding the installation follow the assembly instructions enclosed with the product;
- 7) do not connect the earthing of an electric installation to a flexible hose or to another water pipeline;
- 8) close the plant in case of an extended absence of more than twenty-four hours.

The company has the right to invalidate the warranty when the above mentioned conditions will not be obeyed, checked by a technician of GESSI S.p.A.

The company GESSI S.p.A. can issue only any modifications at this warranty through a proper written declaration. Furthermore, the warranty will not be valid in case of missing documentation which proves the date of purchase.

Possible product damages a/o defects will be replaced under warranty only if the related item of complaint is send back to GESSI S.p.A. in the original packaging including the proof of purchase. The warranty is valid in all the countries, excluded USA and Canada, where the product has been supplied by GESSI S.p.A. or by its authorized distributor. The costs for the assembling and the disassembling of the product, the travelling and the technical interventions by the skilled staff, as well as the burden undergone by the customer due to the indisposition a/o the suspension of the product use are in any case excluded from the warranty. Possible imperfections at the finishing and at the raw materials, are not defects, but features of the product due to the handmade production.

## MAINTENANCE: GESSI S.p.A. PRODUCT CLEANING INSTRUCTIONS

GESSI S.p.A. products are manufactured in different materials to suit all market, design and functionality needs. The surfaces of the products manufactured by GESSI S.p.A., for both indoor and outdoor environments, are obtained using the best materials and approved production processes and they are constantly enhanced by advanced quality certification methods.








The resistance and durability of all the types of material mentioned above are closely linked to proper use, good maintenance and the use of suitable cleaning materials and products that preserve the original characteristics. Therefore, the appearance of spots of rust or limescale deposits are clear indications of incorrect or lack of cleaning and not the result of defects and/or poor quality of the materials used.

Therefore, in order to fully appreciate your Gessi product and preserve its aesthetic quality, consider the following:

- The pollutants found in rainwater or the limescale in mains water remain in the form of stains on the surface of the product once the water has evaporated. It is possible to prevent the formation of deposits and keep your product clean by always drying it with a soft cloth.
- DETERGENTS, SOLVENTS, CHEMICAL AGENTS, ABRASIVE SPONGES, WIRE WOOL, ALCOHOL, PRODUCTS CONTAINING CHLORINE AND ITS DERIVATIVES, ETC. MUST NOT BE USED as these may irreparably damage the product surfaces, thus compromising their aesthetic qualities, brightness and satin finish. REGULARLY CLEAN THE PRODUCT WITH ONLY WATER AND A NEUTRAL SOAP, WIPING IT DRY WITH A SOFT DISPOSABLE CLOTH.
- Regularly clean the filters upstream of the product, in addition to those mentioned above, after having disassembled them and removed the limescale obstructing the outlets. Regularly clean the distribution points too, for example by slightly rubbing the distribution nozzles so as to free them of any limescale and keep the diffuser clean.
- When using spray-on soap, spray it onto a clean cloth or sponge, NEVER directly on the product.

In case the instructions above (reported from Gessi standard warranty) have not been observed, it is exceptionally possible to follow the instructions in the table below / Nel caso in cui le istruzioni sopra riportate (riportate dalla garanzia standard Gessi) non siano state rispettate, è eccezionalmente possibile seguire le istruzioni riportate nella tabella sottostante.

### GALVANIC FINISHES

FINISH FINITURA	PROPERTIES PROPRIETÀ	SUGGESTED PRODUCTS (*) PRODOTTI SUGGERITI (*)	PRODUCTS TO AVOID PRODOTTI DA EVITARE	CLEANING TOOLS AND CLOTHS (**) STRUMENTI E PANNI PER LA PULIZIA (**)	MAINTENANCE (***) MANUTENZIONE (***)	WARNINGS ACCORTEZZE
<b>031 CHROME (G001)</b> 	Fingerprint proof, scratchproof, high resistance, easy to clean, corrosion resistant / A prova di impronte digitali, antigraffio, ad alta resistenza, facile da pulire, resistente alla corrosione	Ethyl alcohol, specific glass cleaner, multifoam, isopropyl alcohol / Alcool etilico, detergente specifico per vetri, schiuma multi azione, alcool isopropilico	Solvent / Solventi	White sponge, microfibre cloth, paper cloth / Spugna bianca, panno in microfibra, panno di carta		Do not mix different cleaning products together: such products, if mixed, could cause chemical reactions that could damage the finish / Non mescolare prodotti per la pulizia diversi tra loro: tali prodotti, se mescolati, potrebbero provocare reazioni chimiche che potrebbero danneggiare la finitura
<b>147 BRUSHED CHROME (G006)</b> 	Scratchproof, high resistance, easy to clean, corrosion resistant / Antigraffio, ad alta resistenza, facile da pulire, resistente alla corrosione	Ethyl alcohol, specific glass cleaner, multifoam, isopropyl alcohol / Alcool etilico, detergente specifico per vetri, schiuma multi azione, alcool isopropilico	Solvent, unipol (paste) / Solvente, unipol (pasta)	White sponge, microfibre cloth, paper cloth / Spugna bianca, panno in microfibra, panno di carta		Perform the cleaning in the direction of brushing. Otherwise, the finish may be scratched. Do not mix different cleaning products together: such products, if mixed, could cause chemical reactions that could damage the finish / Pulire nel senso della spazzolatura. In caso contrario, la finitura potrebbe graffiarsi. Non mescolare prodotti per la pulizia diversi tra loro: tali prodotti, se mescolati, potrebbero provocare reazioni chimiche che potrebbero danneggiare la finitura
<b>149 FINOX BRUSHED NICKEL (G002)</b> 	Scratchproof, easy to clean / Antigraffio, facile da pulire	Ethyl alcohol, specific glass cleaner, multifoam, isopropyl alcohol / Alcool etilico, detergente specifico per vetri, schiuma multi azione, alcool isopropilico	Solvent, unipol (paste) / Solvente, unipol (pasta)	White sponge, microfibre cloth, paper cloth / Spugna bianca, panno in microfibra, panno di carta		Perform the cleaning in the direction of brushing. Otherwise, the finish may be scratched. Do not mix different cleaning products together: such products, if mixed, could cause chemical reactions that could damage the finish / Pulire nel senso della spazzolatura. In caso contrario, la finitura potrebbe graffiarsi. Non mescolare prodotti per la pulizia diversi tra loro: tali prodotti, se mescolati, potrebbero provocare reazioni chimiche che potrebbero danneggiare la finitura
<b>080 GOLD CCP (G008)</b> 	Easy to clean / Facile da pulire	Ethyl alcohol, specific glass cleaner, multifoam, isopropyl alcohol / Alcool etilico, detergente specifico per vetri, schiuma multi azione, alcool isopropilico	Unipol (paste), solvent, bleach, chlorine products / Unipol (pasta), candeggina, prodotti a base di cloro	White sponge / Spugna bianca	In order to prevent limescale stains, clean and dry the product properly with a soft cloth <b>right after each use</b> . In case of limescale stains, apply a solution of vinegar and water, then rinse and accurately dry with a cloth / Per evitare la formazione di macchie di calcare, pulire e asciugare accuratamente il prodotto con un panno morbido <b>subito dopo ogni utilizzo</b> . In caso di macchie di calcare, applicare una soluzione di acqua e aceto. Poi risciacquare e asciugare accuratamente con un panno	Do not mix different cleaning products together: such products, if mixed, could cause chemical reactions that could damage the finish / Non mescolare prodotti per la pulizia diversi tra loro: tali prodotti, se mescolati, potrebbero provocare reazioni chimiche che potrebbero danneggiare la finitura
<b>087 GOLD BRUSHED CCP (G010)</b> 	Easy to clean / Facile da pulire	Ethyl alcohol, specific glass cleaner, multifoam, isopropyl alcohol / Alcool etilico, detergente specifico per vetri, schiuma multi azione, alcool isopropilico	Unipol (paste), solvent, bleach, chlorine products / Unipol (pasta), candeggina, prodotti a base di cloro	White sponge / Spugna bianca	In order to prevent limescale stains, clean and dry the product properly with a soft cloth <b>right after each use</b> . In case of limescale stains, apply a solution of vinegar and water, then rinse and accurately dry with a cloth / Per evitare la formazione di macchie di calcare, pulire e asciugare accuratamente il prodotto con un panno morbido <b>subito dopo ogni utilizzo</b> . In caso di macchie di calcare, applicare una soluzione di acqua e aceto. Poi risciacquare e asciugare accuratamente con un panno	Perform the cleaning in the direction of brushing. Otherwise, the finish may be scratched. Do not mix different cleaning products together: such products, if mixed, could cause chemical reactions that could damage the finish / Pulire nel senso della spazzolatura. In caso contrario, la finitura potrebbe graffiarsi. Non mescolare prodotti per la pulizia diversi tra loro: tali prodotti, se mescolati, potrebbero provocare reazioni chimiche che potrebbero danneggiare la finitura
<b>238 MIRROR STEEL (A001) STAINLESS STEEL (****)</b> 	Fingerprint proof, high resistance, easy to clean, corrosion resistant Stainless Steel / A prova di impronte digitali, ad alta resistenza, facile da pulire, Stainless Steel resistente alla corrosione	Specific glass cleaner, multifoam, isopropyl alcohol / Detergente specifico per vetri, schiuma multi azione, alcool isopropilico	Solvent, chloride products, bleach, silver cleaning products / Solventi, candeggina, prodotti a base di cloro, prodotti per la pulizia dell'argento	White sponge, suede cloth, nylon sponge (for persistent dirt) / Spugna bianca, panno scamosciato, spugna di nylon (per sporco persistente)		<b>Do not use steel wool pads.</b> perform the cleaning in the direction of brushing. Otherwise, the finish may be scratched. Do not mix different cleaning products together: such products, if mixed, could cause chemical reactions that could damage the finish / <b>Non usare pagliette in acciaio.</b> Pulire nel senso della spazzolatura. In caso contrario, la finitura potrebbe graffiarsi. Non mescolare prodotti per la pulizia diversi tra loro: tali prodotti, se mescolati, potrebbero provocare reazioni chimiche che potrebbero danneggiare
<b>239 STEEL BRUSHED (A000) - STAINLESS STEEL (****)</b> 	Fingerprint proof, scratchproof, high resistance, easy to clean, corrosion resistant Stainless Steel / A prova di impronte digitali, antigraffio, ad alta resistenza, facile da pulire, Stainless Steel resistente alla corrosione	Specific glass cleaner, multifoam, isopropyl alcohol / Detergente specifico per vetri, schiuma multi azione, alcool isopropilico	Solvent, chloride products, bleach, silver cleaning products / Solventi, candeggina, prodotti a base di cloro, prodotti per la pulizia dell'argento	White sponge, suede cloth, nylon sponge (for persistent dirt) / Spugna bianca, panno scamosciato, spugna di nylon (per sporco persistente)		<b>Do not use steel wool pads.</b> perform the cleaning in the direction of brushing. Otherwise, the finish may be scratched. Do not mix different cleaning products together: such products, if mixed, could cause chemical reactions that could damage the finish / <b>Non usare pagliette in acciaio.</b> Pulire nel senso della spazzolatura. In caso contrario, la finitura potrebbe graffiarsi. Non mescolare prodotti per la pulizia diversi tra loro: tali prodotti, se mescolati, potrebbero provocare reazioni chimiche che potrebbero danneggiare














# CLEANING GUIDELINES - FINISHES











## LINEE GUIDA PER LA PULIZIA – FINITURE



### VARNISHED FINISHES

FINISH FINITURA	PROPERTIES PROPRIETÀ	SUGGESTED PRODUCTS (*) PRODOTTI SUGGERITI (*)	PRODUCTS TO AVOID PRODOTTI DA EVITARE	CLEANING TOOLS AND CLOTHS (**) STRUMENTI E PANNI PER LA PULIZIA (**)	MAINTENANCE (***) MANUTENZIONE (***)	WARNINGS ACCORTEZZE
299 BLACK MATTE (C072) 	Fingerprint proof, corrosion resistant, easy to clean / A prova di impronte digitali, resistente alla corrosione, facile da pulire	Specific glass cleaner, multifoam, liquid soap diluted with water, isopropyl alcohol / Detergente specifico per vetri, schiuma multi azione, sapone liquido diluito con acqua, alcool isopropilico	Ethyl alcohol, degreaser, limescale remover, unipol (paste), solvent, bleach, chlorine products / Alcol etilico, sgrassatore, detergente anticalcare, unipol (pasta), solventi, candeggina, prodotti a base di cloro	White sponge, microfibre cloth, paper cloth / Spugna bianca, panno in microfibra, panno di carta		<p>Do not mix different cleaning products together: such products, if mixed, could cause chemical reactions that could damage the finish / Non mescolare prodotti per la pulizia diversi tra loro: tali prodotti, se mescolati, potrebbero provocare reazioni chimiche che potrebbero danneggiare la finitura</p> <p>In order to prevent limescale stains, clean and dry the product properly with a soft cloth <b>right after each use</b>. In case of limescale stains, apply a solution of vinegar and water, then rinse and accurately dry with a cloth / Per evitare la formazione di macchie di calcare, pulire e asciugare accuratamente il prodotto con un panno morbido <b>subito dopo ogni utilizzo</b>. In caso di macchie di calcare, applicare una soluzione di acqua e aceto. Poi risciacquare e asciugare accuratamente con un panno</p>
279 WHITE MATTE (C071) 	Fingerprint proof, corrosion resistant, easy to clean / A prova di impronte digitali, resistente alla corrosione, facile da pulire	Specific glass cleaner, multifoam, liquid soap diluted with water, isopropyl alcohol / Detergente specifico per vetri, schiuma multi azione, sapone liquido diluito con acqua, alcool isopropilico	Ethyl alcohol, degreaser, limescale remover, unipol (paste), solvent, bleach, chlorine products / Alcol etilico, sgrassatore, detergente anticalcare, unipol (pasta), solventi, candeggina, prodotti a base di cloro	White sponge, microfibre cloth, paper cloth / Spugna bianca, panno in microfibra, panno di carta		
187 AGED BRONZE (G052) 	Fingerprint proof, scratchproof, corrosion resistant, easy to clean / A prova di impronte digitali, antigraffio, resistente alla corrosione, facile da pulire	Specific glass cleaner, multifoam, liquid soap diluted with water, isopropyl alcohol / Detergente specifico per vetri, schiuma multi azione, sapone liquido diluito con acqua, alcool isopropilico	Ethyl alcohol, degreaser, limescale remover, unipol (paste), solvent, bleach, chlorine products / Alcol etilico, sgrassatore, detergente anticalcare, unipol (pasta), solventi, candeggina, prodotti a base di cloro	White sponge, microfibre cloth, paper cloth / Spugna bianca, panno in microfibra, panno di carta		
713 ANTIQU BRASS (V204) 	Fingerprint proof, scratchproof, corrosion resistant, easy to clean / A prova di impronte digitali, antigraffio, resistente alla corrosione, facile da pulire	Specific glass cleaner, multifoam, liquid soap diluted with water, isopropyl alcohol / Detergente specifico per vetri, schiuma multi azione, sapone liquido diluito con acqua, alcool isopropilico	Ethyl alcohol, degreaser, limescale remover, unipol (paste), solvent, bleach, chlorine products / Alcol etilico, sgrassatore, detergente anticalcare, unipol (pasta), solventi, candeggina, prodotti a base di cloro	White sponge, microfibre cloth, paper cloth / Spugna bianca, panno in microfibra, panno di carta		
856 CORTEN (T091) 	Fingerprint proof, scratchproof, high resistance, easy to clean, corrosion resistant / A prova di impronte digitali, antigraffio, ad alta resistenza, facile da pulire, resistente alla corrosione	Specific glass cleaner, multifoam, liquid soap diluted with water, isopropyl alcohol / Detergente specifico per vetri, schiuma multi azione, sapone liquido diluito con acqua, alcool isopropilico	Solvent / Solvente	White sponge, microfibre cloth, paper cloth / Spugna bianca, panno in microfibra, panno di carta		
845 DARK BRONZE 	Fingerprint proof, scratchproof, corrosion resistant, easy to clean / A prova di impronte digitali, antigraffio, resistente alla corrosione, facile da pulire	Specific glass cleaner, multifoam, liquid soap diluted with water, isopropyl alcohol / Detergente specifico per vetri, schiuma multi azione, sapone liquido diluito con acqua, alcool isopropilico	Ethyl alcohol, degreaser, limescale remover, unipol (paste), solvent, bleach, chlorine products / Alcol etilico, sgrassatore, detergente anticalcare, unipol (pasta), solventi, candeggina, prodotti a base di cloro	White sponge, microfibre cloth, paper cloth / Spugna bianca, panno in microfibra, panno di carta		
275 MATTE CIPRIA 	Fingerprint proof, corrosion resistant, easy to clean / A prova di impronte digitali, resistente alla corrosione, facile da pulire	Specific glass cleaner, multifoam, liquid soap diluted with water, isopropyl alcohol / Detergente specifico per vetri, schiuma multi azione, sapone liquido diluito con acqua, alcool isopropilico	Ethyl alcohol, degreaser, limescale remover, unipol (paste), solvent, bleach, chlorine products / Alcol etilico, sgrassatore, detergente anticalcare, unipol (pasta), solventi, candeggina, prodotti a base di cloro	White sponge, microfibre cloth, paper cloth / Spugna bianca, panno in microfibra, panno di carta		
273 MATTE GREIGE 	Fingerprint proof, corrosion resistant, easy to clean / A prova di impronte digitali, resistente alla corrosione, facile da pulire	Specific glass cleaner, multifoam, liquid soap diluted with water, isopropyl alcohol / Detergente specifico per vetri, schiuma multi azione, sapone liquido diluito con acqua, alcool isopropilico	Ethyl alcohol, degreaser, limescale remover, unipol (paste), solvent, bleach, chlorine products / Alcol etilico, sgrassatore, detergente anticalcare, unipol (pasta), solventi, candeggina, prodotti a base di cloro	White sponge, microfibre cloth, paper cloth / Spugna bianca, panno in microfibra, panno di carta		
276 MATTE AGAVE 	Fingerprint proof, corrosion resistant, easy to clean / A prova di impronte digitali, resistente alla corrosione, facile da pulire	Specific glass cleaner, multifoam, liquid soap diluted with water, isopropyl alcohol / Detergente specifico per vetri, schiuma multi azione, sapone liquido diluito con acqua, alcool isopropilico	Ethyl alcohol, degreaser, limescale remover, unipol (paste), solvent, bleach, chlorine products / Alcol etilico, sgrassatore, detergente anticalcare, unipol (pasta), solventi, candeggina, prodotti a base di cloro	White sponge, microfibre cloth, paper cloth / Spugna bianca, panno in microfibra, panno di carta		
277 GLOSSY OCRA 	Fingerprint proof, Corrosion resistant, Easy to clean / A prova di impronte digitali, resistente alla corrosione, facile da pulire	Specific glass cleaner / Detergente specifico per vetri	Ethyl alcohol, degreaser, isopropyl alcohol, multifoam, unipol (paste), white sponge / Alcol etilico, sgrassatore, alcool isopropilico, schiuma multifunzione, unipol (pasta), spugna bianca	Microfibre cloth, paper cloth / Panno in microfibra, panno di carta		
278 GLOSSY CORAL 	Fingerprint proof, Corrosion resistant, Easy to clean / A prova di impronte digitali, resistente alla corrosione, facile da pulire	Specific glass cleaner / Detergente specifico per vetri	Ethyl alcohol, degreaser, isopropyl alcohol, multifoam, unipol (paste), white sponge / Alcol etilico, sgrassatore, alcool isopropilico, schiuma multifunzione, unipol (pasta), spugna bianca	Microfibre cloth, paper cloth / Panno in microfibra, panno di carta		





**PVD FINISHES**

FINISH FINITURA	PROPERTIES PROPRIETÀ	SUGGESTED PRODUCTS (*) PRODOTTI SUGGERITI (*)	PRODUCTS TO AVOID PRODOTTI DA EVITARE	CLEANING TOOLS AND CLOTHS (**) STRUMENTI E PANNI PER LA PULIZIA (**)	MAINTENANCE (***) MANUTENZIONE (***)	WARNINGS ACCORTEZZE
030 COPPER PVD (P000) 	Scratchproof, high resistance / Antigraffio alta resistenza	Ethyl alcohol, specific glass cleaner, multifoam, isopropyl alcohol / Alcool etilico, detergente specifico per vetri, schiuma multi azione, alcool isopropilico	Unipol (paste), solvent, bleach, chlorine products / Unipol (pasta), candeggina, prodotti a base di cloro	White sponge, microfibre cloth, paper cloth / Spugna bianca, panno in microfibra, panno di carta	<p>In order to prevent limescale stains, clean and dry the product properly with a soft cloth <b>right after each use</b>. In case of limescale stains, apply a solution of vinegar and water, then rinse and accurately dry with a cloth / Per evitare la formazione di macchie di calcare, pulire e asciugare accuratamente il prodotto con un panno morbido <b>subito dopo ogni utilizzo</b>. In caso di macchie di calcare, applicare una soluzione di aceto e acqua e asciugare accuratamente con un panno</p>	Do not mix different cleaning products together: such products, if mixed, could cause chemical reactions that could damage the finish / Non mescolare prodotti per la pulizia diversi tra loro: tali prodotti, se mescolati, potrebbero provocare reazioni chimiche che potrebbero danneggiare la finitura
708 COPPER BRUSHED PVD (P006) 	Scratchproof, high resistance / Antigraffio alta resistenza	Ethyl alcohol, specific glass cleaner, multifoam, isopropyl alcohol / Alcool etilico, detergente specifico per vetri, schiuma multi azione, alcool isopropilico	Unipol, solvent, bleach, chlorine products / Unipol, candeggina, prodotti a base di cloro	White sponge, microfibre cloth, paper cloth / Spugna bianca, panno in microfibra, panno di carta		Perform the cleaning in the direction of brushing. Otherwise, the finish may be scratched. Do not mix different cleaning products together: such products, if mixed, could cause chemical reactions that could damage the finish / Pulire nel senso della spazzolatura. In caso contrario, la finitura potrebbe graffiarsi. Non mescolare prodotti per la pulizia diversi tra loro: tali prodotti, se mescolati, potrebbero provocare reazioni chimiche che potrebbero danneggiare la finitura
706 BLACK METAL PVD (P001) 	Scratchproof, high resistance / Antigraffio alta resistenza	Ethyl alcohol, specific glass cleaner, multifoam, isopropyl alcohol / Alcool etilico, detergente specifico per vetri, schiuma multi azione, alcool isopropilico	Unipol, solvent, bleach, chlorine products / Unipol, candeggina, prodotti a base di cloro	White sponge, microfibre cloth, paper cloth / Spugna bianca, panno in microfibra, panno di carta		Do not mix different cleaning products together: such products, if mixed, could cause chemical reactions that could damage the finish / Non mescolare prodotti per la pulizia diversi tra loro: tali prodotti, se mescolati, potrebbero provocare reazioni chimiche che potrebbero danneggiare la finitura
707 BLACK METAL BRUSHED PVD (P004) 	Scratchproof, high resistance / Antigraffio alta resistenza	Ethyl alcohol, specific glass cleaner, multifoam, isopropyl alcohol / Alcool etilico, detergente specifico per vetri, schiuma multi azione, alcool isopropilico	Unipol, solvent, bleach, chlorine products / Unipol, candeggina, prodotti a base di cloro	White sponge, microfibre cloth, paper cloth / Spugna bianca, panno in microfibra, panno di carta		Perform the cleaning in the direction of brushing. Otherwise, the finish may be scratched. Do not mix different cleaning products together: such products, if mixed, could cause chemical reactions that could damage the finish / Pulire nel senso della spazzolatura. In caso contrario, la finitura potrebbe graffiarsi. Non mescolare prodotti per la pulizia diversi tra loro: tali prodotti, se mescolati, potrebbero provocare reazioni chimiche che potrebbero danneggiare la finitura
246 GOLD PVD BRUSHED PVD (P005) 	Scratchproof, high resistance / Antigraffio alta resistenza	Ethyl alcohol, specific glass cleaner, multifoam, isopropyl alcohol / Alcool etilico, detergente specifico per vetri, schiuma multi azione, alcool isopropilico	Unipol, solvent, bleach, chlorine products / Unipol, candeggina, prodotti a base di cloro	White sponge, microfibre cloth, paper cloth / Spugna bianca, panno in microfibra, panno di carta		Do not mix different cleaning products together: such products, if mixed, could cause chemical reactions that could damage the finish / Non mescolare prodotti per la pulizia diversi tra loro: tali prodotti, se mescolati, potrebbero provocare reazioni chimiche che potrebbero danneggiare la finitura
735 WARM BRONZE PVD (P037) 	Scratchproof, high resistance / Antigraffio alta resistenza	Ethyl alcohol, specific glass cleaner, multifoam, isopropyl alcohol / Alcool etilico, detergente specifico per vetri, schiuma multi azione, alcool isopropilico	Unipol, solvent, bleach, chlorine products / Unipol, candeggina, prodotti a base di cloro	White sponge, microfibre cloth, paper cloth / Spugna bianca, panno in microfibra, panno di carta		Do not mix different cleaning products together: such products, if mixed, could cause chemical reactions that could damage the finish / Non mescolare prodotti per la pulizia diversi tra loro: tali prodotti, se mescolati, potrebbero provocare reazioni chimiche che potrebbero danneggiare la finitura
726 WARM BRONZE BRUSHED PVD (P024) 	Scratchproof, high resistance / Antigraffio alta resistenza	Ethyl alcohol, specific glass cleaner, multifoam, isopropyl alcohol / Alcool etilico, detergente specifico per vetri, schiuma multi azione, alcool isopropilico	Unipol, solvent, bleach, chlorine products / Unipol, candeggina, prodotti a base di cloro	White sponge, microfibre cloth, paper cloth / Spugna bianca, panno in microfibra, panno di carta		Perform the cleaning in the direction of brushing. Otherwise, the finish may be scratched. Do not mix different cleaning products together: such products, if mixed, could cause chemical reactions that could damage the finish / Pulire nel senso della spazzolatura. In caso contrario, la finitura potrebbe graffiarsi. Non mescolare prodotti per la pulizia diversi tra loro: tali prodotti, se mescolati, potrebbero provocare reazioni chimiche che potrebbero danneggiare la finitura
727 BRASS BRUSHED PVD (P025) 	Scratchproof, high resistance / Antigraffio alta resistenza	Ethyl alcohol, specific glass cleaner, multifoam, isopropyl alcohol / Alcool etilico, detergente specifico per vetri, schiuma multi azione, alcool isopropilico	Unipol, solvent, bleach, chlorine products / Unipol, candeggina, prodotti a base di cloro	White sponge, microfibre cloth, paper cloth / Spugna bianca, panno in microfibra, panno di carta		Do not mix different cleaning products together: such products, if mixed, could cause chemical reactions that could damage the finish / Non mescolare prodotti per la pulizia diversi tra loro: tali prodotti, se mescolati, potrebbero provocare reazioni chimiche che potrebbero danneggiare la finitura
710 BRASS PVD (P011) 	Scratchproof, high resistance / Antigraffio alta resistenza	Ethyl alcohol, specific glass cleaner, multifoam, isopropyl alcohol / Alcool etilico, detergente specifico per vetri, schiuma multi azione, alcool isopropilico	Unipol, solvent, bleach, chlorine products / Unipol, candeggina, prodotti a base di cloro	White sponge, microfibre cloth, paper cloth / Spugna bianca, panno in microfibra, panno di carta		Do not mix different cleaning products together: such products, if mixed, could cause chemical reactions that could damage the finish / Non mescolare prodotti per la pulizia diversi tra loro: tali prodotti, se mescolati, potrebbero provocare reazioni chimiche che potrebbero danneggiare la finitura
720 NICKEL PVD (P014) 	Scratchproof, high resistance / Antigraffio alta resistenza	Ethyl alcohol, specific glass cleaner, multifoam, isopropyl alcohol / Alcool etilico, detergente specifico per vetri, schiuma multi azione, alcool isopropilico	Unipol, solvent, bleach, chlorine products / Unipol, candeggina, prodotti a base di cloro	White sponge, microfibre cloth, paper cloth / Spugna bianca, panno in microfibra, panno di carta		Do not mix different cleaning products together: such products, if mixed, could cause chemical reactions that could damage the finish / Non mescolare prodotti per la pulizia diversi tra loro: tali prodotti, se mescolati, potrebbero provocare reazioni chimiche che potrebbero danneggiare la finitura

# CLEANING GUIDELINES - FINISHES LINEE GUIDA PER LA PULIZIA – FINITURE



## GHRC FINISHES

FINISH FINITURA	PROPERTIES PROPRIETÀ	SUGGESTED PRODUCTS (*) PRODOTTI SUGGERITI (*)	PRODUCTS TO AVOID PRODOTTI DA EVITARE	CLEANING TOOLS AND CLOTHS (**) STRUMENTI E PANNI PER LA PULIZIA (**)	MAINTENANCE (***) MANUTENZIONE (***)	WARNINGS ACCORTEZZE
<b>123</b> <b>COPPER GHRC</b> <b>(G066)</b>  	Fingerprint proof, Corrosion resistant, Easy to clean / A prova di impronte digitali, resistente alla corrosione, facile da pulire	Specific glass cleaner / Detergente specifico per vetri	Ethyl alcohol, degreaser, isopropyl alcohol, multifoam, unipol (paste), white sponge / Alcool etilico, sgrassatore, alcool isopropilico, schiuma mul- tifunzione, unipol (pasta), spugna bianca	Microfibre cloth, paper cloth / Panno in microfibra, panno di carta	In order to prevent lime- scale stains, clean and dry the product properly with a soft cloth <b>right after each                      use</b> . In case of limescale stains, apply a solution of vinegar and water, then rinse and accurately dry with a cloth / Per evitare la formazione di macchie di calcare, pulire e asciugare accuratamente il prodotto con un panno morbido <b>subito dopo ogni uti-                      lizzo</b> . In caso di macchie di calcare, applicare una soluzione di acqua e aceto. Poi risciacquare e asciugare accuratamente con un panno	Perform the cleaning very softly / Pulire molto delicatamente
<b>124</b> <b>BLACK METAL GHRC</b> <b>(G067)</b>  	Fingerprint proof, Corrosion resistant, Easy to clean / A prova di impronte digitali, resistente alla corrosione, facile da pulire	Specific glass cleaner / Detergente specifico per vetri	Ethyl alcohol, degreaser, isopropyl alcohol, multifoam, unipol (paste), white sponge / Alcool etilico, sgrassatore, alcool isopropilico, schiuma mul- tifunzione, unipol (pasta), spugna bianca	Microfibre cloth, paper cloth / Panno in microfibra, panno di carta	In order to prevent lime- scale stains, clean and dry the product properly with a soft cloth <b>right after each                      use</b> . In case of limescale stains, apply a solution of vinegar and water, then rinse and accurately dry with a cloth / Per evitare la formazione di macchie di calcare, pulire e asciugare accuratamente il prodotto con un panno morbido <b>subito dopo ogni uti-                      lizzo</b> . In caso di macchie di calcare, applicare una soluzione di acqua e aceto. Poi risciacquare e asciugare accuratamente con un panno	Perform the cleaning very softly / Pulire molto delicatamente
<b>125</b> <b>COPPER BRUSHED</b> <b>GHRC</b> <b>(G063)</b>  	Fingerprint proof, Corrosion resistant, Easy to clean / A prova di impronte digitali, resistente alla corrosione, facile da pulire	Specific glass cleaner / Detergente specifico per vetri	Ethyl alcohol, degreaser, isopropyl alcohol, multifoam, unipol (paste), white sponge / Alcool etilico, sgrassatore, alcool isopropilico, schiuma mul- tifunzione, unipol (pasta), spugna bianca	Microfibre cloth, paper cloth / Panno in microfibra, panno di carta	In order to prevent lime- scale stains, clean and dry the product properly with a soft cloth <b>right after each                      use</b> . In case of limescale stains, apply a solution of vinegar and water, then rinse and accurately dry with a cloth / Per evitare la formazione di macchie di calcare, pulire e asciugare accuratamente il prodotto con un panno morbido <b>subito dopo ogni uti-                      lizzo</b> . In caso di macchie di calcare, applicare una soluzione di acqua e aceto. Poi risciacquare e asciugare accuratamente con un panno	Perform the cleaning in the direction of brushing. Other- wise, the finish may be scratched / Pulire molto delicatamente nel senso della spazzolatura. In caso contrario, la finitura potrebbe graffiarsi
<b>126</b> <b>BLACK METAL</b> <b>BRUSHED GHRC</b> <b>(G064)</b>  	Fingerprint proof, scratchproof, Corrosion resistant, easy to clean / A prova di impronte digitali, antigraffio, resistente alla corrosione, facile da pulire	Specific glass cleaner / Detergente specifico per vetri	Ethyl alcohol, degreaser, isopropyl alcohol, multifoam, unipol (paste), white sponge / Alcool etilico, sgrassatore, alcool isopropilico, schiuma mul- tifunzione, unipol (pasta), spugna bianca	Microfibre cloth, paper cloth / Panno in microfibra, panno di carta	In order to prevent lime- scale stains, clean and dry the product properly with a soft cloth <b>right after each                      use</b> . In case of limescale stains, apply a solution of vinegar and water, then rinse and accurately dry with a cloth / Per evitare la formazione di macchie di calcare, pulire e asciugare accuratamente il prodotto con un panno morbido <b>subito dopo ogni uti-                      lizzo</b> . In caso di macchie di calcare, applicare una soluzione di acqua e aceto. Poi risciacquare e asciugare accuratamente con un panno	Perform the cleaning in the direction of brushing. Other- wise, the finish may be scratched / Pulire molto delicatamente nel senso della spazzolatura. In caso contrario, la finitura potrebbe graffiarsi

- (\*) **DETERGENTE SPECIFICO PER VETRI:** utilizzare su sporco ridotto. Spruzzare il prodotto su una spugna o un panno e strofinare la superficie. Asciugare accuratamente.  
**SCHIUMA MULTI AZIONE:** utilizzare per rimuovere grasso e impronte digitali. Spruzzare il prodotto su un panno, strofinare la superficie e asciugare accuratamente.  
**ALCOL ETILICO:** adatto per rimuovere residui di grasso o sporco persistente. Bagnare il panno con una piccola quantità di prodotto, strofinare la superficie e asciugare accuratamente.  
**ALCOL ISOPROPILICO:** indicato per rimuovere i residui di grasso. Versare un po' di prodotto su un panno, passare la superficie e asciugare molto bene.  
**UNIPOL (ATTENZIONE: QUESTA PASTA ABRASIVA PUÒ GRAFFIARE LA FINITURA):** usare per rimuovere le macchie di cromo e per lucidare le superfici in acciaio. Utilizzare su un panno, strofinare la superficie, poi passare un panno imbevuto di un detergente specifico per vetri e asciugare bene.

- (\*\*) **SPUGNA BIANCA:** adatta per pulire lo sporco poco persistente. Passare la spugna sulla superficie. ATTENZIONE: DA UTILIZZARE CON DELICATEZZA  
**PANNO IN MICROFIBRA:** adatto per rimuovere la polvere. ATTENZIONE: PRIMA DI PASSARE LA SPUGNA, VERIFICARE CHE NON SIANO PRESENTI RESIDUI CHE POSSANO GRAFFIARE LA SUPERFICIE.  
**PANNO DI CARTA:** adatto per rimuovere la polvere. Può anche essere utilizzato spruzzando su esso prodotti per la pulizia (NON spruzzare tali prodotti direttamente sulla superficie).

- (\*\*\*) **ATTENZIONE: PRIMA DI STROFINARE, VERIFICARE CHE NON SIANO PRESENTI RESIDUI CHE POSSANO GRAFFIARE LA SUPERFICIE. DOPO LA PULIZIA CON L'ACQUA, ASCIUGARE IMMEDIATAMENTE OGNI SUPERFICIE PER EVITARE CHE COMPAIANO MACCHIE DI CALCARE. L'USO DI ACQUA DEIONIZZATA EVITA LA FORMAZIONE DI TALI MACCHIE. PULIRE FREQUENTEMENTE LE SUPERFICI PER EVITARE UN ECCESSO DI SPORCO O DI IMPRONTE DIGITALI E PER RIDURRE AL MINIMO GLI SFORZI PER LA PULIZIA, IL COSTO E IL RISCHIO DI ROVINARE/ALTERARE LA FINITURA.**

**(\*\*\*\*) ISTRUZIONI PER LA PULIZIA DELLE SUPERFICI IN ACCIAIO INOX:**

L'acciaio inox spazzolato può presentare impronte digitali nelle prime fasi dell'installazione, ma esse diventeranno meno evidenti dopo le prime pulizie. I prodotti più efficaci per rimuovere le impronte digitali o altri tipi di macchie sono l'acqua con sapone o un detergente delicato.

L'acciaio inox con finitura a specchio può essere pulito con prodotti specifici normalmente utilizzati per la pulizia delle superfici in vetro: l'importante è che non contengano cloruri.

Non utilizzare prodotti abrasivi perché possono lasciare graffi irreparabili sulle superfici in acciaio inox. In alternativa, per rimuovere la contaminazione, è possibile utilizzare un prodotto specifico per la pulizia dell'acciaio inox contenente acido fosforico, risciacquando accuratamente con acqua pulita e asciugando. È consigliabile trattare l'intera superficie in acciaio inox per evitare la formazione di macchie.

Tracce di malta e cemento possono essere trattate con una soluzione contenente una piccola quantità di acido fosforico. Risciacquare con acqua (preferibilmente deionizzata per ridurre il rischio di macchie) e asciugare. Non utilizzare mai nessun tipo di prodotto specifico per la rimozione della malta o l'acido cloridrico diluito: in caso di utilizzo o se versati accidentalmente sull'acciaio inox, risciacquare abbondantemente con acqua pulita.

NON UTILIZZARE PRODOTTI CONTENENTI CLORURO (IN PARTICOLARE ACIDO CLORIDRICO), CANDEGGINE CON ACIDO IPOCLOROSO O PRODOTTI UTILIZZATI PER LA PULIZIA DELL'ARGENTO.

Se versati accidentalmente sull'acciaio inox, risciacquare abbondantemente.

Per rimuovere lo sporco leggero o le impronte digitali, utilizzare un panno umido o un panno scamosciato; per lo sporco più persistente, si consiglia di utilizzare spugne di nylon.

NON UTILIZZARE PAGLIETTE IN ACCIAIO: oltre a graffiare, possono lasciare depositi di carbonio nell'acciaio che, in presenza di umidità, possono dare origine a macchie di ruggine.

Sulle finiture lucide con una texture superficiale in una sola direzione, la pulizia deve essere effettuata con movimenti che seguono la direzione della finitura, non trasversalmente. Per evitare la contaminazione da parte di particelle di ferro, è necessario assicurarsi che gli strumenti di pulizia scelti non siano stati precedentemente usati su acciaio al carbonio. Infatti, i materiali per la pulizia dei prodotti in acciaio inox devono essere riservati esclusivamente a questo scopo.

- (\*) **SPECIFIC GLASS CLEANER:** use on low dirt. Spray the product on a sponge or cloth and wipe the surface. Dry accurately.  
**MULTIFOAM:** use to remove grease and fingerprints. Spray on a cloth, wipe the surface and dry thoroughly  
**ETHYL ALCOHOL:** suitable for removing grease residues or persistent dirt. Wet the cloth with a little amount of it, wipe the surface and dry accurately  
**ISOPROPYL ALCOHOL:** indicated for removing grease residues. Put a little product on a cloth, wipe the surface and dry very well.  
**UNIPOL (WARNING: THIS ABRASIVE PASTE MAY SCRATCH THE FINISH):** use to remove chrome stains, and polish steel surfaces. Put it on a cloth, wipe the surface, then wipe with a cloth soaked with specific glass cleaner and dry properly.
- 

- (\*\*) **WHITE SPONGE:** Suitable for cleaning lightly persistent dirt. Wipe the sponge over the surface. CAUTION: CLAN SOFTLY  
**MICROFIBRE CLOTH:** Suitable for removing dust. CAUTION: BEFORE WIPING, CHECK THERE ARE NO RESIDUES THAT COULD SCRATCH THE SURFACE.  
**PAPER CLOTH:** Suitable for removing dust. It can also be sprayed with cleaning products (do NOT spray such products directly on the surface). CAUTION: BEFORE WIPING, CHECK THAT THERE ARE NO RESIDUES THAT COULD SCRATCH THE SURFACE.
- 

- (\*\*\*) AFTER CLEANING WITH WATER, **DRY EACH SURFACE IMMEDIATELY** TO PREVENT THE APPEARANCE OF LIMESCALE STAINS. THE USE OF DEIONIZED WATER WILL PREVENT THE FORMATION OF SUCH STAINS. CLEAN THE SURFACES FREQUENTLY TO AVOID EXCESSIVE DIRT OR FINGERPRINTS AND TO MINIMIZE THE CLEANING EFFORT, COST AND THE RISK OF SCORING/ALTERING THE FINISH.
- 

(\*\*\*\*) **INSTRUCTIONS FOR STAINLESS STEEL SURFACES CLEANING:**

Brushed stainless steel may show fingerprints in the early stages of installation, but these will become less noticeable after the first few cleanings. The most effective products for removing fingerprints or other types of stains are water with soap or a mild detergent.

Stainless steel with a mirror finish can be cleaned with specific products usually used for cleaning glass: most importantiv. they must not contain chlorides. Do not use abrasive products as they can leave irreparable scratches on stainless steel surfaces. Alternatively, to remove contamination, a specific stainless steel cleaning product containing phosphoric acid may be used, carefully rinsing with clean water and drying. It is advisable to treat the entire stainless steel surface to avoid stains.

Traces of mortar and cement can be treated with a solution containing a small amount of phosphoric acid. Rinse with water (preferably deionized water to reduce the risk of leaving stains) and dry. Never use any type of product specifically designed for mortar removal or diluted hydrochloric acid: if these are accidentally used or spilled on stainless steel, rinse thoroughly with clean water.

DO NOT USE PRODUCTS CONTAINING CHLORIDE (ESPECIALLY CHLORIDRIC ACID), HYPOCHLORIC ACID CANDYGINS, OR PRODUCTS USED TO CLAN SILVER. If accidentally spilled on any stainless steel surface, rinse thoroughly.

To remove light dirt or fingerprints, use a damp cloth or suede leather; for more persistent dirt, nylon sponges are recommended.

DO NOT USE ABRASIVE WOOL PADS AND NON-INOX WOOL PADS: in addition to scratching, they can leave carbon steel deposits that, in the presence of humidity, could result in rust stains.

On polished finishes with a unidirectional surface texture, cleaning should be done with movements that follow the direction of the finish, not across it. To avoid contamination by iron particles, it is necessary to ensure that the cleaning tools chosen have not been previously used on carbon steel. In fact, materials for cleaning stainless steel workpieces must be reserved exclusively for this purpose.



## **1. APPLICABILITÀ**

**1.1.** Le presenti condizioni generali di vendita (le "Condizioni Generali") rappresentano un contratto tra:

(i) "Gessi": si intende Gessi s.p.a. con sede legale in Parco Gessi, 13037 frazione Vintebbio, Serravalle Sesia (VC), codice fiscale e P. IVA 02235360027; e

(ii) l'"Acquirente": si intende il rivenditore professionale che accetti di procedere all'acquisto dei prodotti di Gessi dopo aver ricevuto le presenti Condizioni Generali. (Gessi e l'Acquirente sono indicate collettivamente come le "Parti").

**1.2.** Accettando di procedere all'acquisto dei prodotti di Gessi (i "Prodotti") dopo aver ricevuto le presenti Condizioni Generali, ad esempio accettando la consegna o effettuando il pagamento, l'Acquirente accetta le presenti Condizioni Generali ai sensi dell'art. 1327 del Codice civile. A seguito dell'accettazione delle Condizioni Generali, tutti gli ordini effettuati dall'Acquirente (gli "Ordini") e accettati da Gessi, si intendono contratti di vendita e, unitamente alle presenti Condizioni Generali, costituiranno l'intero accordo (l'"Accordo").

**1.3.** Le presenti Condizioni Generali prevalgono su eventuali condizioni generali presentate a Gessi dall'Acquirente, negli ordini di acquisto o in altro modo, salvo che queste condizioni generali siano espressamente accettate per iscritto da Gessi. Le presenti Condizioni Generali sono regolate dalla legge italiana.

**1.4.** Gessi si riserva il diritto, a sua esclusiva discrezione, di modificare periodicamente le presenti Condizioni Generali. Tali modifiche avranno effetto dal momento della loro comunicazione all'Acquirente.

**1.5.** La risoluzione, nullità, inefficacia di una (o una parte di) clausola o di alcune clausole dell'Accordo non può comportare in alcun modo la risoluzione, nullità, inefficacia delle altre clausole o di parte di esse previste nell'Accordo.

## **2. PREZZI E PAGAMENTO**

**2.1.** I prezzi indicati nei relativi listini prezzi di Gessi (il "Listini Prezzi") si intendono IVA esclusa e sono espressi nella valuta indicata nella conferma d'Ordine. Nel corso del rapporto commerciale con l'Acquirente, Gessi potrà comunicare all'Acquirente eventuali variazioni di prezzo. Gessi e l'Acquirente potranno concordare sconti specifici relativi ai servizi di distribuzione dell'Acquirente.

**2.2.** I pagamenti diventano esigibili alla data di scadenza indicata nella relativa fattura di Gessi e i corrispettivi dovuti non potranno in nessun caso essere trattenuti dall'Acquirente. In particolare, eventuali ritardi nella consegna dei Prodotti o qualsiasi altro comportamento tenuto da Gessi che secondo l'Acquirente configuri un inadempimento di Gessi, non giustificano il ritardo dell'Acquirente nel pagamento dei corrispettivi dovuti.

**2.3.** In caso di ritardo nel pagamento dei corrispettivi dovuti da parte dell'Acquirente, Gessi si riserva il diritto di applicare gli interessi moratori ai sensi del D.Lgs. n. 231/2002, fermi in ogni caso i limiti di legge.

## **3. RISERVA DI PROPRIETÀ**

Gessi rimarrà proprietaria dei Prodotti ordinati sino al pagamento da parte dell'Acquirente dell'intero corrispettivo convenuto per l'Ordine e/o sino al pagamento dilazionato solo se tale modalità di pagamento sia stata espressamente accordata da Gessi. A tal fine l'Acquirente si impegna a collaborare con Gessi per tutelare la proprietà di quest'ultima. I rischi da perdita o da danneggiamento dei Prodotti saranno trasferiti in capo all'Acquirente dal momento in cui i Prodotti verranno consegnati all'Acquirente ex art. 4.1. delle Condizioni Generali.

## **4. SPEDIZIONE E CONSEGNA DEI PRODOTTI**

**4.1.** Salvo diverso ed espresso accordo tra Parti, la consegna dei Prodotti dovrà avvenire EXW (Incoterms 2010) presso la sede legale di Gessi, in Italia.

**4.2.** Al momento della consegna dei Prodotti ordinati, l'Acquirente verificherà (i) se la quantità di Prodotti ricevuta corrisponde a quella acquistata; e (ii) se l'imballaggio dei Prodotti risulta integro. L'Acquirente segnalerà su un apposito report di consegna della spedizione qualsiasi errore e/o diversità della consegna, indicando in particolar modo eventuali errori in merito alla quantità e/o al tipo di Prodotti consegnati e/o eventuali danneggiamenti dell'imballaggio. Questo report dovrà essere confermato per iscritto dal soggetto che ha effettuato la consegna all'Acquirente mediante l'apposizione della propria firma e dovrà essere inviato a Gessi.

**4.3.** Salvo diverso ed espresso accordo tra le Parti, entro 14 giorni di calendario dalla consegna, l'Acquirente dovrà inoltre (i) verificare se i Prodotti sono stati consegnati in buone condizioni; (ii) documentare la presenza di eventuali vizi dei Prodotti tramite, ad esempio, fotografie e/o video che mostrino chiaramente questi vizi; e (iii) segnalare la presenza di questi vizi a Gessi tramite e-mail all'indirizzo di posta del proprio referente commerciale (la cui ricezione della comunicazione sarà confermata da Gessi) oppure tramite fax o raccomandata A/R. La segnalazione dell'Acquirente dovrà includere una descrizione dettagliata e documentata di questi vizi. L'Acquirente metterà a disposizione di Gessi i Prodotti per consentirle di effettuare tutte le verifiche

necessarie o dovrà inviare i Prodotti presso la sede di Gessi per le opportune verifiche tecniche, qualora Gessi lo ritenga necessario. Le spese di spedizione sono a carico di Gessi solo se le segnalazioni dell'Acquirente siano ritenute fondate da Gessi. In caso di conflitto tra le presenti Condizioni Generali e gli ulteriori accordi tra le Parti contenuti nella conferma dell'Ordine relativi alla restituzione dei Prodotti ordinati, prevarranno le disposizioni contenute nella conferma d'Ordine.

**4.4.** Nel caso in cui l'Acquirente non avanzi contestazioni sui Prodotti ordinati e/o sulla consegna nei termini e con le modalità di cui agli articoli 4.2. e 4.3., i Prodotti si considereranno consegnati nella quantità e con le qualità convenute, nonché in buono stato e l'Acquirente non potrà avanzare alcuna pretesa in ordine alla quantità e alla qualità dei Prodotti consegnati e/o allo stato dei Prodotti, salvo quanto diversamente previsto dalla legge applicabile. Le disposizioni che precedono non pregiudicano gli obblighi di garanzia in capo a Gessi. Resta inteso tra le Parti che né le Condizioni Generali né le garanzie di Gessi pregiudicano eventuali garanzie inderogabili previste dalla normativa applicabile.

**4.5.** Le Parti convengono che, qualora la vendita dei Prodotti sia soggetta a restrizioni, previste da normative nazionali del Paese di destinazione dei Prodotti, su cui Gessi non ha alcun controllo e a meno che la restrizione non venga annullata, Gessi potrà (i) rimborsare il pagamento ricevuto dall'Acquirente per i Prodotti soggetti a restrizioni o che le Parti scoprono essere soggetti a restrizioni, e/o (ii) concedere un credito all'Acquirente per i Prodotti che non sono soggetti a restrizioni, a seconda della disponibilità.

## 5. GARANZIE DI GESSI

Gessi garantisce che i Prodotti possiedono le specifiche tecniche richieste dalle norme di legge, soggette comunque a tolleranze ragionevoli e comunemente accettate nel mercato, e che al momento della consegna i Prodotti sono privi di vizi e/o difetti relativi al materiale utilizzato nonché alle lavorazioni eseguite. I termini e le condizioni della garanzia sono forniti all'Acquirente insieme ad ogni Prodotto acquistato.

## 6. DIRITTI DI PROPRIETÀ INTELLETTUALE

**6.1.** L'Acquirente riconosce che tutti i diritti d'autore, i disegni industriali, i brevetti, i marchi, i marchi di servizio, i loghi, i nomi commerciali, i nomi di dominio e/o gli slogan, registrati o non registrati e tutti gli altri diritti di proprietà intellettuale secondo diverse giurisdizioni (i "Diritti di Proprietà Intellettuale") detenuti o comunque nella disponibilità di Gessi e/o delle sue controllate o affiliate sono di proprietà o concesse in licenza a Gessi e/o alle sue controllate o affiliate, concedendo loro il diritto esclusivo di utilizzare e beneficiare di tali Diritti di Proprietà Intellettuale e l'Acquirente non acquisisce alcuno dei Diritti di Proprietà Intellettuale con la sottoscrizione delle presenti Condizioni Generali.

**6.2.** Nel corso del rapporto commerciale tra le Parti e successivamente alla sua cessazione, l'Acquirente non deve produrre i Prodotti o qualsiasi altro prodotto simile o che imiti i Prodotti e in ogni caso non deve violare i Diritti di Proprietà Intellettuale in nessuna circostanza e/o agire in qualsiasi modo che possa pregiudicare l'avviamento di Gessi.

**6.3.** Non è consentito all'Acquirente utilizzare carta intestata, biglietti da visita, insegne (anche nella corrispondenza via e-mail con i clienti o con terze parti) o altre rappresentazioni a nome di Gessi o di una delle sue controllate o affiliate, nonché rappresentare sé stesso come Gessi o come parte del Gruppo a cui Gessi appartiene o come una delle sue controllate o affiliate senza l'espressa autorizzazione scritta di Gessi.

**6.4.** L'Acquirente commercializzerà, distribuirà e venderà i Prodotti esclusivamente con i marchi, i loghi, i nomi commerciali e gli altri segni distintivi (i "Marchi") di Gessi e non con altri Marchi. L'Acquirente non dovrà rimuovere alcun Marchio di Gessi dai Prodotti e/o dal loro imballaggio senza il consenso scritto di Gessi. Qualsiasi rimozione, alterazione e/o modifica dei Marchi di Gessi o dei dati tecnici o delle etichette consegnate con i Prodotti o comunque fornite da Gessi sarà considerata una violazione dei Diritti di Proprietà Intellettuale di Gessi.

**6.5.** Resta inteso e concordato tra le Parti che Gessi non concede all'Acquirente alcuna licenza d'uso dei Marchi di Gessi o di altri materiali forniti da Gessi all'Acquirente se non per la promozione dei Prodotti e seguendo rigorosamente le indicazioni di Gessi.

**6.6.** L'Acquirente non potrà modificare i Marchi e i Prodotti di Gessi senza prima aver ottenuto il consenso scritto di quest'ultima. L'Acquirente riconosce che se durante l'efficacia dell'Accordo si rendessero necessarie delle modifiche ai Prodotti, ai disegni, ai marchi, ai materiali promozionali e/o a qualsiasi altro Diritto di Proprietà Intellettuale detenuto da Gessi, quest'ultima rimarrà, in ogni caso, la proprietaria esclusiva di tutti i Diritti di Proprietà Intellettuale modificati.

**6.7.** L'Acquirente non dovrà tentare di registrare alcuno dei Diritti di Proprietà Intellettuale di Gessi. Inoltre l'Acquirente non dovrà tentare di registrare o anche solo utilizzare marchi o disegni confondibili con i Diritti di Proprietà Intellettuale di Gessi (anche se non sono registrati).

**6.8.** L'Acquirente dovrà condurre gli affari in modo tale che l'operato dell'Acquirente si rifletta sempre favorevolmente sui prodotti e sulla reputazione di Gessi.

**6.9.** È fatto divieto all'Acquirente qualsiasi uso commerciale dei Diritti di Proprietà Intellettuale di Gessi diverso da quello strettamente consentito dall'Accordo.

**6.10.** L'Acquirente segnalerà immediatamente a Gessi qualsiasi violazione effettiva o potenziale dei Diritti di Proprietà Intellettuale di Gessi e dovrà collaborare con Gessi per proteggere tali Diritti di Proprietà Intellettuale seguendo rigorosamente le direttive di Gessi.

**6.11.** Gessi potrà adottare forme di distribuzione selettiva che saranno previamente concordate tra le Parti.

## **7. RISERVATEZZA**

L'Acquirente riconosce e accetta che, durante l'efficacia dei rapporti contrattuali con Gessi e successivamente alla loro cessazione, tutta la documentazione e le informazioni commerciali riservate, in qualsiasi forma o supporto, divulgate da Gessi o comunque conosciute dall'Acquirente, verbalmente o per iscritto, in conseguenza o attraverso il rapporto commerciale con Gessi e che non sono generalmente note al pubblico, quali, a titolo esemplificativo ma non esaustivo, le informazioni relative ai Prodotti, alle finanze, ai processi, ai servizi, ai clienti, agli acquisti, ai risultati dei test, alla tecnologia, alla contabilità, alla produzione, alla distribuzione e alla commercializzazione (le "Informazioni") rimarranno di proprietà esclusiva di Gessi, saranno tenute strettamente riservate dall'Acquirente e quest'ultimo non potrà pubblicarle, divulgarle, diffonderle o utilizzarle in alcun modo, ad eccezione di quanto espressamente consentito nelle presenti Condizioni Generali. L' Acquirente non può riprodurre e copiare in tutto o in parte le Informazioni e deve restituirle o distruggerle alla scadenza o alla risoluzione dell'Accordo. L'Acquirente deve salvaguardare tali Informazioni e garantire che solo i dipendenti, i funzionari e gli amministratori che abbiano bisogno di avere accesso alle Informazioni per adempiere gli obblighi previsti dall'Accordo, possano avere accesso alle Informazioni e che tali dipendenti, funzionari e amministratori rispetteranno gli obblighi di riservatezza e di non utilizzo stabiliti nelle Condizioni Generali.

## 1. APPLICABILITY

**1.1.** These general terms and conditions of sale (the “General Conditions”) shall form a binding contract between:

(i) “Gessi” meaning Gessi s.p.a. with its registered office in Parco Gessi, 13037 hamlet Vintebbio, Serravalle Sesia (VC), Tax Identification Number and VAT number 02235360027; and

(ii) the “Buyer” meaning the professional reseller agreeing to proceed with the purchase of Gessi’s products (the “Products”) after receiving these General Conditions.  
(collectively the “Parties”)

**1.2.** By agreeing to proceed with the purchase of Gessi’s products (the “Products”) after receiving these General Conditions, for example by accepting the delivery or by making a payment, the Buyer accepts these General Conditions pursuant to art. 1327 of the Italian Civil Code. Following such acceptance of these General Conditions, all the Orders placed by the Buyer (the “Orders”) and accepted by Gessi, are deemed contracts of sale and together with these General Conditions shall constitute the entire agreement (the “Agreement”).

**1.3.** These General Conditions shall prevail over any general conditions presented to Gessi by the Buyer, either in the purchase orders or otherwise, unless expressly accepted in writing by Gessi. These General Conditions are governed by the laws of Italy.

**1.4.** Gessi reserves the right, at its sole discretion, to modify the General Conditions from time to time. Any such change shall take effect upon communicating them to the Buyer.

**1.5.** The resolution, invalidity, ineffectiveness of one (or part of) a clause or any provision of the Agreement shall not in any way result in the termination, invalidity, ineffectiveness in part or in the whole of any other clause or provision of the Agreement.

## 2. PRICES AND PAYMENT

**2.1.** The prices indicated on the relevant price lists of Gessi (the “Price Lists”) are V.A.T. excluded and they are expressed in the currency indicated in the Order’s confirmation. In the course of the business relationship with the Buyer, Gessi may communicate to the latter changes in price. Gessi and the Buyer may agree on the specific discounts relating to distribution services of the Buyer.

**2.2.** The payments become due with the expiration date of the relevant invoice of Gessi and shall not be retained by the Buyer under any circumstances. In particular, any delays in delivery or other conduct of Gessi the Buyer believes to constitute a default of Gessi shall not constitute grounds for any delay in the payments due.

**2.3.** In case of any delay in the payment due, Gessi reserves the right to charge legal interest on all late payments calculated daily and compounded monthly.

## 3. RETENTION OF TITLE

The ordered Products shall remain the property of Gessi until the relevant Order is entirely paid up by the Buyer and/or in the case of an extended payment if such was agreed upon by Gessi. For that purpose, the Buyer shall cooperate with Gessi as may be necessary to protect Gessi’s ownership. The above without prejudice to the fact that the risks of losing or damaging the Products shall pass to the Buyer from the moment the Products are delivered to the Buyer under art. 4.1. hereof.

## 4. SHIPMENT AND DELIVERY

**4.1.** Unless otherwise expressly agreed upon by the Parties, the delivery shall be EXW (Incoterms 2010) Gessi’s headquarter, Italy.

**4.2.** Upon delivery of the ordered Products, the Buyer shall check (i) if the delivery is complete; and (ii) the packaging of the Products. The Buyer shall report, on a delivery report that must also be signed by the person delivering the Order to the Buyer and sent to Gessi, any default of delivery, indicating any error in the quantity or kind of the Products delivered or any damage of the packaging.

**4.3.** Unless otherwise expressly agreed upon by the Parties, within 14 calendar days from the delivery, the Buyer shall also (i) verify whether the Products were delivered in a good shape; (ii) duly document any possible defects of production in the Products, with photographs and/or videos showing clearly such defects; and (iii) report any such defects to Gessi, via email at the mail address of your commercial referent (the reception of which should be confirmed by Gessi), fax, or registered letter, including a detailed description of the default and the documentation proving the default. The Buyer shall make the Products available for inspection or, if requested by Gessi, resend the Products to Gessi at Gessi’s cost (if the claims of the Buyer are confirmed to be valid) for its inspection when Gessi believes it is necessary. In the event of any discrepancy between these General Conditions and the particular agreements of the Parties in Order’s confirmation regarding the return of the ordered Products to Gessi, the provisions of the Order’s confirmation shall prevail.

**4.4.** In the event the Buyer does not raise any objection to the delivery and/or to the ordered Products according to the provisions of the above Sections 4.2. and 4.3., such delivery and ordered Products shall be considered delivered in expected quantity and quality, in a good shape, and the Buyer shall not be entitled to raise any further objections in that regard unless otherwise provided for by applicable law. The above is without prejudice to the warranty obligations of Gessi. It is understood that neither these General Conditions nor Gessi's warranty shall prejudice any non-derogable guarantees provided by applicable laws.

**4.5.** The Parties agree that if the sale of the Products becomes restricted by the national regulations of the Buyer that Gessi cannot control and unless the restriction is withdrawn, Gessi may refund the payment obtained for the Products that become or that the Parties discover to be restricted, and/or give credit to the Buyer for the Products that are not restricted, subject to availability.

## **5. WARRANTIES OF GESSI**

Gessi warrants that the Products will correspond with their technical specifications subject to such tolerances as are reasonable and as are normally accepted in the trade and will be free from defects in material and workmanship at the time of delivery. The detailed terms and conditions of the warranty are delivered with each product.

## **6. USE OF GESSI'S INTELLECTUAL PROPERTY RIGHTS BY THE BUYERS**

**6.1.** The Buyer acknowledges that all copyrights, industrial designs, patents, trademarks, service marks, logos, commercial names, trade names, domain names and/or slogans, whether registered or unregistered and all other intellectual property rights protected under different jurisdictions (the "Intellectual Property Rights") held or in any case operated by Gessi and/or by its subsidiaries and affiliates are owned by or licensed to Gessi and/or its subsidiaries and affiliates, granting them an exclusive right to use and benefit from such Intellectual Property Rights and the Buyer does not acquire any such rights hereunder.

**6.2.** During the Parties' business relationship and after its end, the Buyer shall not produce the Products or any other products similar to or imitating the Products or in any other way infringe the Gessi' Intellectual Property Rights and/or act in any other way to the detriment of the goodwill of Gessi.

**6.3.** The Buyer shall not use letterhead, calling cards, signage (also in the e-mail correspondence with clients and other third parties) or other representations in the name of Gessi or any of its subsidiaries or to represent itself as Gessi or as a part of Gessi's team or as any of its subsidiaries without the express, written permission of Gessi.

**6.4.** The Buyer shall market, distribute and sell the Products only under the trademarks, logos, commercial names and other distinctive signs (the "Trademarks") of Gessi and not under any other Trademark. The Buyer shall not remove any Trademarks of Gessi from the Products and/or their packaging without Gessi's written consent. Any such removal, distortion and/or change of the Trademarks of Gessi or technical data or labels delivered with the Products or otherwise provided by Gessi shall be considered an infringement of the Intellectual Property Rights of Gessi.

**6.5.** It is understood and agreed by the Buyer that Gessi does not grant to the Buyer any licence to use the Trademarks of Gessi or its other materials provided to the Buyer by Gessi otherwise than as necessary for the promotion of the Products and following strictly the indications of Gessi.

**6.6.** The Buyer shall not alter any Trademarks or Products of Gessi without the latter's prior written consent. The Buyer acknowledges that if, during the effectiveness of this Agreement, changes to the Products, designs, Trademarks, promotional materials and/or other Intellectual Property of Gessi become necessary, Gessi will remain, in any case, the exclusive owner of all such modified Intellectual Property Rights.

**6.7.** The Buyer shall not attempt to register any of the Intellectual Property Rights of Gessi. Furthermore, the Buyer shall not attempt to register or even use any other Trademarks or designs confusingly similar to the Intellectual Property Rights of Gessi (also if they are not registered).

**6.8.** The Buyer shall conduct business in a manner that always reflects favourably on the Products and reputation of Gessi.

**6.9.** Any commercial use of the Intellectual Property Rights of Gessi by the Buyer other than strictly permitted under this Agreement is prohibited.

**6.10.** The Buyer shall immediately report to Gessi any actual or potential infringements of the Intellectual Property rights of Gessi and shall cooperate with Gessi in protecting such Intellectual Property Rights according to Gessi's instructions.

**6.11.** Gessi may adopt selective forms of distribution that will first be agreed between the parties.



## 7. CONFIDENTIALITY

The Buyer acknowledges and agrees that, during the business relationship with Gessi and after its expiry, all documentation and confidential business information, in whatever form or media, disclosed by Gessi to or known by the Buyer orally or in writing as a consequence of or through the Buyer's relationship with Gessi and which is not generally known to the public, including but not limited to, correspondence with Gessi, information concerning Gessi's products, finances, processes and services, clients, purchasing, test results, technology and technical information, accounting, manufacturing, distribution and marketing ("Information"), shall remain the sole and exclusive property of Gessi, shall be held in strict confidence by the Buyer, and shall not be published, disclosed, disseminated or used by the Buyer in any manner, except as expressly permitted hereunder. The Buyer may not reproduce or copy the Information, in whole or in part, and must return or destroy the Information upon the expiration or other termination of this Agreement. In addition, the Buyer shall safeguard such Information and ensure that only the Buyer's employees, officers and directors who need access to the Information for purposes of performing the Buyer's obligations under this Agreement will be given such access and all such employees, officers and directors will comply with the confidentiality and non-use obligations set forth herein.

